


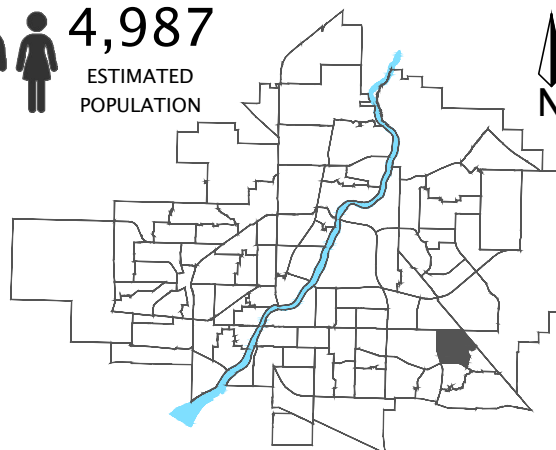
Briarwood

Community Quick Facts

Homeownership	96.6%*
Average Value of Dwelling	\$513,781*
Average Household Income	\$148,762*
Average Household Size	2.9*
Municipal Ward	8
SDA	Lakewood

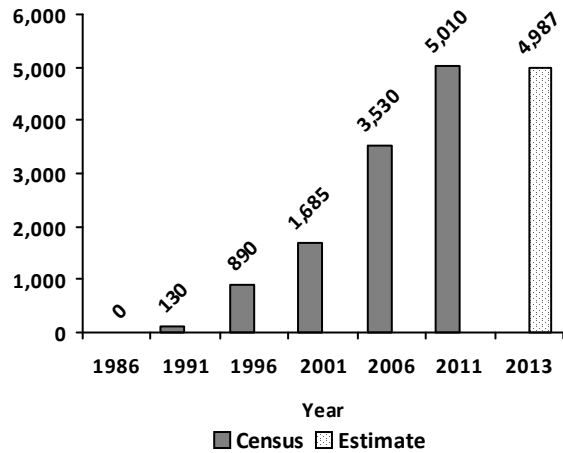
*Estimate


4,987
 ESTIMATED
 POPULATION



Briarwood

Population



Household Income

2011 NHS

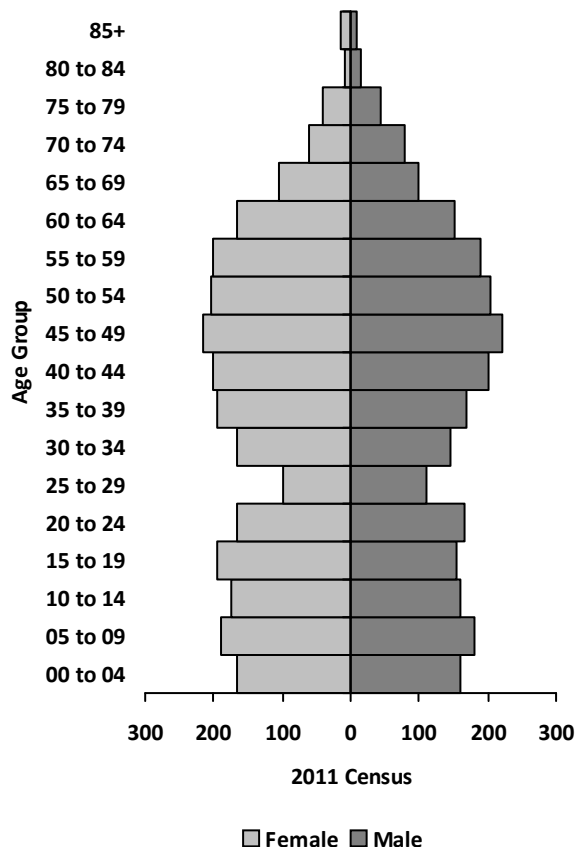
Under \$10,000	0
\$10,000 - \$19,999	25
\$20,000 - \$29,999	30
\$30,000 - \$39,999	35
\$40,000 - \$49,999	65
\$50,000 - \$59,999	125
\$60,000 - \$79,999	205
\$80,000 - \$99,999	215
\$100,000 - \$124,999	175
\$125,000 - \$149,999	200
\$150,000 and over	585

Average Household Income \$ **157,611**

Median Household Income \$ **110,538**

Age Group

* Refer to Appendix A for data table.



Household Structure

2011 Census

One-family households	1,370
Multiple-family households	35
Non-family households	280
Total households	1,730
Average household size	2.9
Total lone-parent families	95

Mother Tongue

Top 5 Languages 2011 Census

English	3,810
Chinese, n.o.s.	145
Cantonese	90
Ukrainian	85
Semitic languages, n.i.e.	85

Ethnic Diversity

Saskatoon 0.61 2011 NHS

Briarwood 0.9

* Higher number indicates greater diversity

Briarwood

Dwellings

	2011 Census	
One Unit Dwelling		1,320
Semi-detached house		80
Row House		325
Apartment: Detached Duplex		0
Apt.: five or more stories		0
Apt.: less than five stories		5
Other Single Attached House		0
Movable Dwelling		0
Total Dwellings		1,725
Neighbourhood Area	169.3	418.4
	hectares	acres
Dwelling Units	10.2	4.1
	per hectare	per acre

Housing by Tenure

	2011 NHS
Owned	1,635
Rented	75



Housing Costs

	2011 NHS
Average Owner's Major Payments \$	1,493
Average Gross Rent \$	1,364

Housing Affordability

Saskatoon 4.54	2011 NHS
Briarwood	6.93

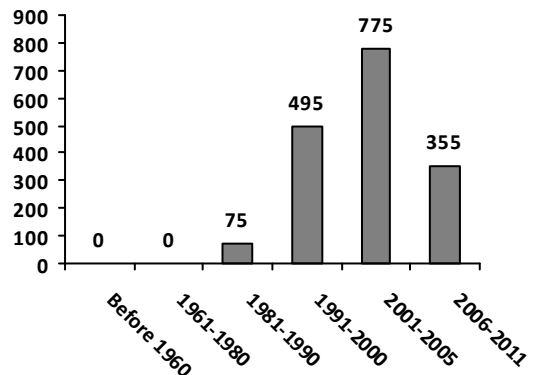
* 3.0 is considered the "affordability" standard (3 or less is considered affordable; over 3 not as affordable).

Real Estate Sales

Year 2013	No. of Sales	Avg. Price \$
Condo Townhouse	37	\$303,765
High Rise Apt Condo		
Low Rise Apt Condo		
Semi-detached		
Semi-detached - 2 titles		
Single Family Dwelling	79	\$568,979

Age of Dwelling

	2011 NHS
Before 1960	0
1961-1980	0
1981-1990	75
1991-2000	495
2001-2005	775
2006-2011	355



Briarwood

Major Occupation

	2011 NHS
Art-Culture-Recreation-Sport	55
Business-Finance-Administration	515
Health	280
Management	500
Natural-Applied sciences and related	250
Primary Industry	45
Processing-Manufacturing-Utilities	50
Sale Service	575
Social science-Education-Gov-Religion	350
Trades-Transport-Equip operators and rel.	275

Education Level

	2011 NHS
No certificate/diploma/degree	425
High school certificate or equivalent	850
Apprenticeship/trades certificate/diploma	315
College/CEGEP/non-university cert./dipl.	640
University diploma or degree	1,705

Enrolment

Year	'11	'12	'13
Public Elementary (P-8)	304	330	328
Public High School (9-12)	190	159	178
S.I.A.S.T. - Kelsey Campus	30	43	51
University of Saskatchewan	224	342	328

Notes:

- Separate division neighbourhood data not available
- Enrolment data for the U of S and S.I.A.S.T. - Kelsey based on the academic year starting in September
- Data for S.I.A.S.T. - Kelsey does not represent the full academic year; 2011 data for the University of Saskatchewan does not represent full academic year

Enrolment by School

Year	'11	'12	'13
------	-----	-----	-----

No Schools

Notes:

- (p) - Saskatoon Public School Division
- (s) - Greater Saskatoon Catholic Schools

Licensed Home-Based Businesses

	2013
Briarwood	94

Labour Force

	2011 NHS
Total population 15+	3,925
In the labour force	2,925
Employed	2,795
Unemployed	135
Participation Rate %	74.50
Unemployment Rate %	4.60

Mode of Travel to Work

	2011 NHS
Car, truck, van, as driver	2,445
Car, truck, van, as passenger	105
Public Transit	55
Walked	40
Bicycle	0
Other Method	25

Registered Vehicles

	2013
Briarwood	4,915

Briarwood

Voter Turn-out

		Turn-out %
Civic	2003	66.6
Civic	2006	49.8
Civic	2009	28.5
Civic	2012	32.4
Federal	2006	53.7
Federal	2008	52.0
Federal	2011	55.1
Provincial	2007	66.4
Provincial	2011	50.6

Park Space

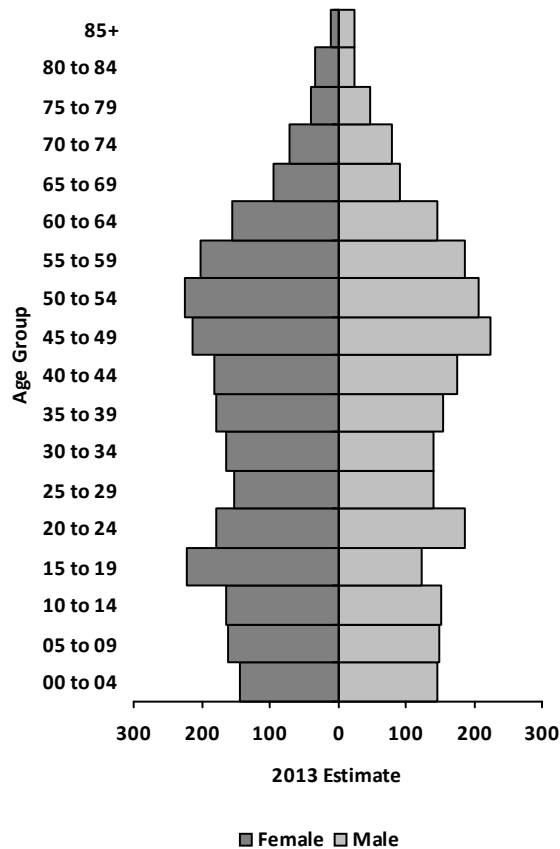
Area 2014	Hectares	Acres
Briarwood Linear Park (N)	0.9	2.2
Briarwood Park (N)	6.7	16.6
Briarwood Pond (N)	6.5	16.1
Donna L Birkmaier (D)	8.7	21.4
Total park area	22.8	56.3
People per hectare/acre	219.8	89.0

Park type: N-Neighbourhood D-District
 MD-Multi-district SU-Special Use I-Industrial

Briarwood ESTIMATES

Age Group

* Refer to Appendix B for data table.



Household Income

	2013 Estimate
Under \$10,000	2
\$10,000 - \$19,999	36
\$20,000 - \$29,999	23
\$30,000 - \$39,999	29
\$40,000 - \$49,999	71
\$50,000 - \$59,999	120
\$60,000 - \$69,999	237
\$70,000 - \$79,999	248
\$80,000 - \$89,999	199
\$90,000 - \$99,999	176
\$100,000 and over	608
Average Household Income \$	148,762
Median Household Income \$	115,625

Household Structure

	2013 Estimate
One-family households	1,415
Multiple-family households	1
Non-family households	270
Total households	1,749
Average household size	2.85
Total lone-parent families	103

Major Occupation

	2013 Estimate
Art-Culture-Recreation-Sport	63
Business-Finance-Administration	504
Health	329
Management	537
Natural-Applied sciences and related	234
Primary Industry	42
Processing-Manufacturing-Utilities	33
Sale Service	680
Social science-Education-Gov-Religion	455
Trades-Transport-Equip operators and rel.	255

Education Level

	2013 Estimate
No certificate/diploma/degree	459
High school certificate or equivalent	990
Apprenticeship/trades certificate/diploma	301
College/CEGEP/non-university cert./dipl.	626
University diploma or degree	254

Briarwood

ESTIMATES

Dwellings

	2013 Estimate	
One Unit Dwelling	1,282	
Semi-detached house	83	
Row House	342	
Apartment: Detached Duplex	0	
Apt.: five or more stories	0	
Apt.: less than five stories	32	
Other Single Attached House	1	
Movable Dwelling	9	
Total Dwellings	1,749	
Neighbourhood Area	168.0	415.2
	hectares	acres
Dwelling Units	10.4	4.2
	per hectare	per acre

Housing by Tenure

	2013 Estimate	
Owned	1,690	
Rented	59	



Housing Affordability

Saskatoon 5.32	2013 Estimate
Briarwood	7.15

* 3.0 is considered the "affordability" standard (3 or less is considered affordable; over 3 not as affordable).

Housing Costs

	2013 Estimate
Average Owner's Major Payments \$	1,580
Average Gross Rent \$	527

Labour Force

	2013 Estimate
Total population 15+	4,072
In the labour force	3,133
Employed	2,980
Unemployed	153
Participation Rate %	76.94
Unemployment Rate %	4.88

Mode of Travel to Work

	2013 Estimate
Car, truck, van, as driver	2,546
Car, truck, van, as passenger	151
Public Transit	62
Walked	15
Bicycle	0
Motorcycle	0
Taxicab	0
Other Method	46