

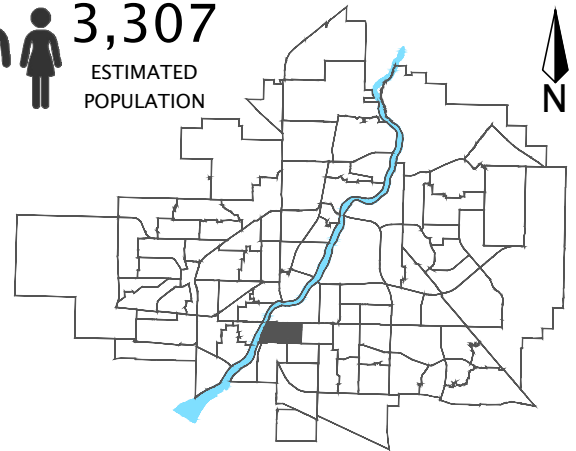
Buena Vista

Community Quick Facts

Homeownership	79.4%*
Average Value of Dwelling	\$317,773*
Average Household Income	\$76,753*
Average Household Size	2.1*
Municipal Ward	6
SDA	Nutana

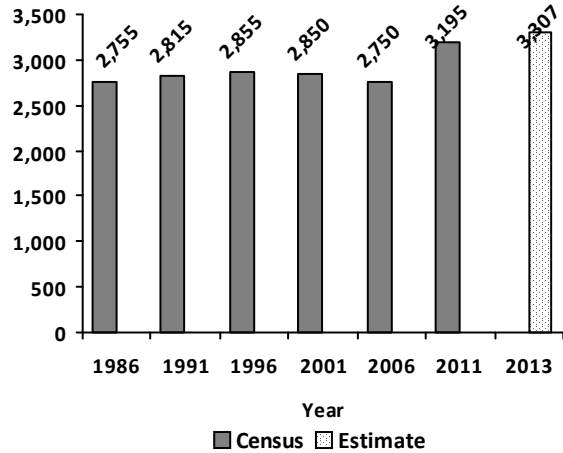
*Estimate

 **3,307**
ESTIMATED
POPULATION



Buena Vista

Population



Household Income

2011 NHS

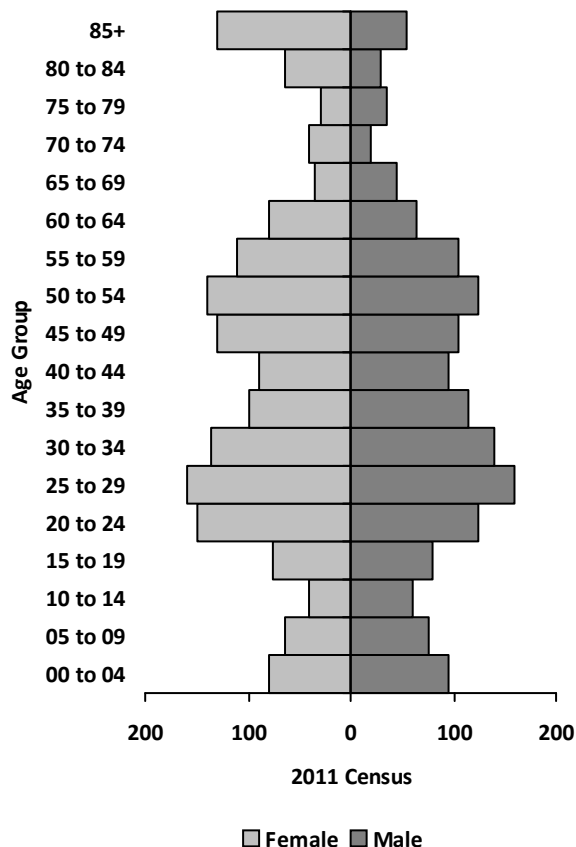
Under \$10,000	20
\$10,000 - \$19,999	75
\$20,000 - \$29,999	100
\$30,000 - \$39,999	185
\$40,000 - \$49,999	145
\$50,000 - \$59,999	85
\$60,000 - \$79,999	255
\$80,000 - \$99,999	120
\$100,000 - \$124,999	140
\$125,000 - \$149,999	150
\$150,000 and over	120

Average Household Income \$ **82,342**

Median Household Income \$ **65,542**

Age Group

* Refer to Appendix A for data table.



Household Structure

2011 Census

One-family households	700
Multiple-family households	15
Non-family households	650
Total households	1,405
Average household size	2.1
Total lone-parent families	140

Mother Tongue

Top 5 Languages 2011 Census

English	2,700
French	50
German	45
Ukrainian	20
Spanish	15

Ethnic Diversity

Saskatoon 0.61 2011 NHS

Buena Vista 0.2

* Higher number indicates greater diversity

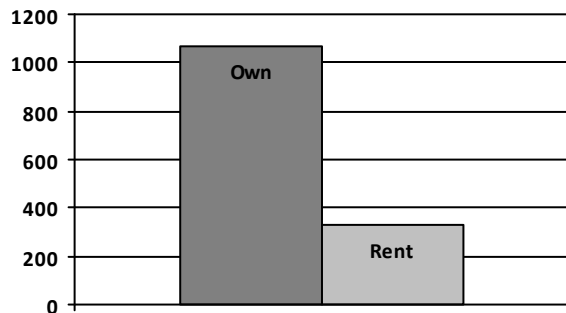
Buena Vista

Dwellings

	2011 Census	
One Unit Dwelling		1,100
Semi-detached house		35
Row House		0
Apartment: Detached Duplex		130
Apt.: five or more stories		0
Apt.: less than five stories		130
Other Single Attached House		0
Movable Dwelling		0
Total Dwellings		1,400
Neighbourhood Area	126.4	312.4
	hectares	acres
Dwelling Units	11.1	4.5
	per hectare	per acre

Housing by Tenure

	2011 NHS
Owned	1,065
Rented	325



Housing Costs

	2011 NHS
Average Owner's Major Payments \$	1,017
Average Gross Rent \$	978

Housing Affordability

Saskatoon 4.54	2011 NHS
Buena Vista	4.12

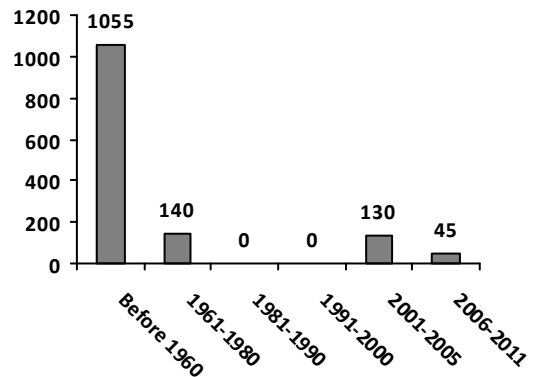
* 3.0 is considered the "affordability" standard (3 or less is considered affordable; over 3 not as affordable).

Real Estate Sales

Year 2013	No. of Sales	Avg. Price \$
Condo Townhouse		
High Rise Apt Condo		
Low Rise Apt Condo	8	\$359,363
Semi-detached		
Semi-detached - 2 titles	15	\$384,990
Single Family Dwelling	65	\$285,883

Age of Dwelling

	2011 NHS
Before 1960	1,055
1961-1980	140
1981-1990	0
1991-2000	0
2001-2005	130
2006-2011	45



Buena Vista

Major Occupation

	2011 NHS
Art-Culture-Recreation-Sport	30
Business-Finance-Administration	210
Health	230
Management	205
Natural-Applied sciences and related	175
Primary Industry	65
Processing-Manufacturing-Utilities	100
Sale Service	410
Social science-Education-Gov-Religion	390
Trades-Transport-Equip operators and rel.	270

Education Level

	2011 NHS
No certificate/diploma/degree	265
High school certificate or equivalent	570
Apprenticeship/trades certificate/diploma	250
College/CEGEP/non-university cert./dipl.	390
University diploma or degree	1,105

Enrolment

Year	'11	'12	'13
Public Elementary (P-8)	158	149	181
Public High School (9-12)	109	76	85
S.I.A.S.T. - Kelsey Campus	14	36	29
University of Saskatchewan	91	204	173

Notes:

- Separate division neighbourhood data not available
- Enrolment data for the U of S and S.I.A.S.T. - Kelsey based on the academic year starting in September
- Data for S.I.A.S.T. - Kelsey does not represent the full academic year; 2011 data for the University of Saskatchewan does not represent full academic year

Enrolment by School

Year	'11	'12	'13
Buena Vista School (p)	223	243	252

Notes:

- (p) - Saskatoon Public School Division
- (s) - Greater Saskatoon Catholic Schools

Licensed Home-Based Businesses

	2013
Buena Vista	67

Labour Force

	2011 NHS
Total population 15+	2,585
In the labour force	2,090
Employed	1,955
Unemployed	130
Participation Rate %	80.90
Unemployment Rate %	6.20

Mode of Travel to Work

	2011 NHS
Car, truck, van, as driver	1,365
Car, truck, van, as passenger	110
Public Transit	85
Walked	165
Bicycle	85
Other Method	30

Registered Vehicles

	2013
Buena Vista	2,942

Buena Vista

Voter Turn-out

		Turn-out %
Civic	2003	53.2
Civic	2006	35.7
Civic	2009	27.6
Civic	2012	36.7
Federal	2006	54.0
Federal	2008	55.5
Federal	2011	57.7
Provincial	2007	72.2
Provincial	2011	62.5

Park Space

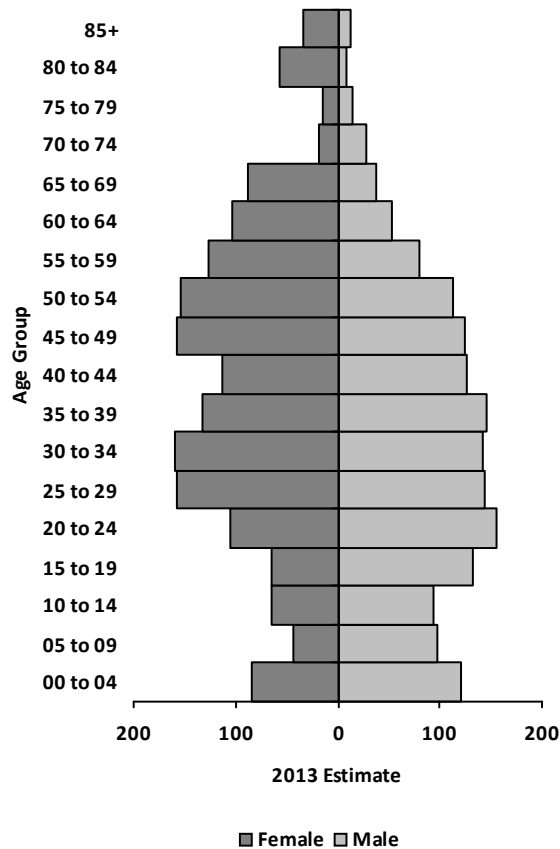
Area 2014	Hectares	Acres
Atchison Field (N)	2.4	5.9
Buena Vista Park (N)	2.8	7.0
Diefenbaker Park (SU)	0.1	0.2
Fred Mitchell Memorial Park (N)	0.3	0.9
Gabriel Dumont Park (SU)	4.0	10.0
Kilburn Park (SU)	1.4	3.4
Total park area	11.0	27.3
People per hectare/acre	289.3	117.1

Park type: N-Neighbourhood D-District
MD-Multi-district SU-Special Use I-Industrial

Buena Vista ESTIMATES

Age Group

* Refer to Appendix B for data table.



Household Income

	2013 Estimate
Under \$10,000	54
\$10,000 - \$19,999	71
\$20,000 - \$29,999	139
\$30,000 - \$39,999	138
\$40,000 - \$49,999	147
\$50,000 - \$59,999	132
\$60,000 - \$69,999	255
\$70,000 - \$79,999	180
\$80,000 - \$89,999	169
\$90,000 - \$99,999	133
\$100,000 and over	110
Average Household Income \$	76,753
Median Household Income \$	61,889

Household Structure

	2013 Estimate
One-family households	827
Multiple-family households	13
Non-family households	667
Total households	1,528
Average household size	2.14
Total lone-parent families	161

Major Occupation

	2013 Estimate
Art-Culture-Recreation-Sport	75
Business-Finance-Administration	266
Health	243
Management	246
Natural-Applied sciences and related	179
Primary Industry	33
Processing-Manufacturing-Utilities	45
Sale Service	587
Social science-Education-Gov-Religion	449
Trades-Transport-Equip operators and rel.	273

Education Level

	2013 Estimate
No certificate/diploma/degree	324
High school certificate or equivalent	799
Apprenticeship/trades certificate/diploma	270
College/CEGEP/non-university cert./dipl.	497
University diploma or degree	105

Buena Vista

ESTIMATES

Dwellings

	2013 Estimate	
One Unit Dwelling	1,173	
Semi-detached house	32	
Row House	0	
Apartment: Detached Duplex	176	
Apt.: five or more stories	7	
Apt.: less than five stories	140	
Other Single Attached House	0	
Movable Dwelling	0	
Total Dwellings	1,528	
Neighbourhood Area	126.4	312.4
	hectares	acres
Dwelling Units	12.1	4.9
	per hectare	per acre

Housing by Tenure

	2013 Estimate	
Owned	1,213	
Rented	315	



Housing Affordability

Saskatoon 5.32	2013 Estimate
Buena Vista	4.63

* 3.0 is considered the "affordability" standard (3 or less is considered affordable; over 3 not as affordable).

Housing Costs

	2013 Estimate
Average Owner's Major Payments \$	1,084
Average Gross Rent \$	959

Labour Force

	2013 Estimate
Total population 15+	2,803
In the labour force	2,397
Employed	2,331
Unemployed	66
Participation Rate %	85.52
Unemployment Rate %	2.75

Mode of Travel to Work

	2013 Estimate
Car, truck, van, as driver	1,776
Car, truck, van, as passenger	88
Public Transit	82
Walked	134
Bicycle	113
Motorcycle	0
Taxicab	0
Other Method	45