
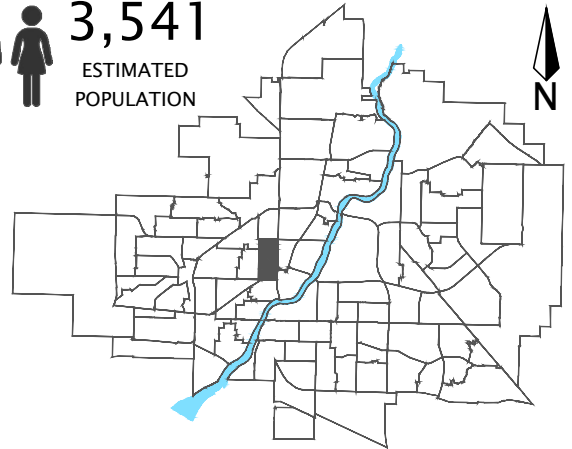


Caswell Hill


3,541
 ESTIMATED
 POPULATION



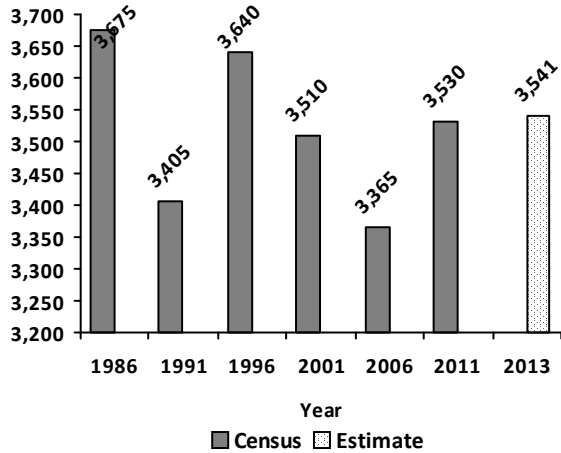
Community Quick Facts

Homeownership	63.6%*
Average Value of Dwelling	\$250,671*
Average Household Income	\$61,946*
Average Household Size	2.2*
Municipal Ward	2
SDA	Core Neighbourhood

*Estimate

Caswell Hill

Population



Household Income

2011 NHS

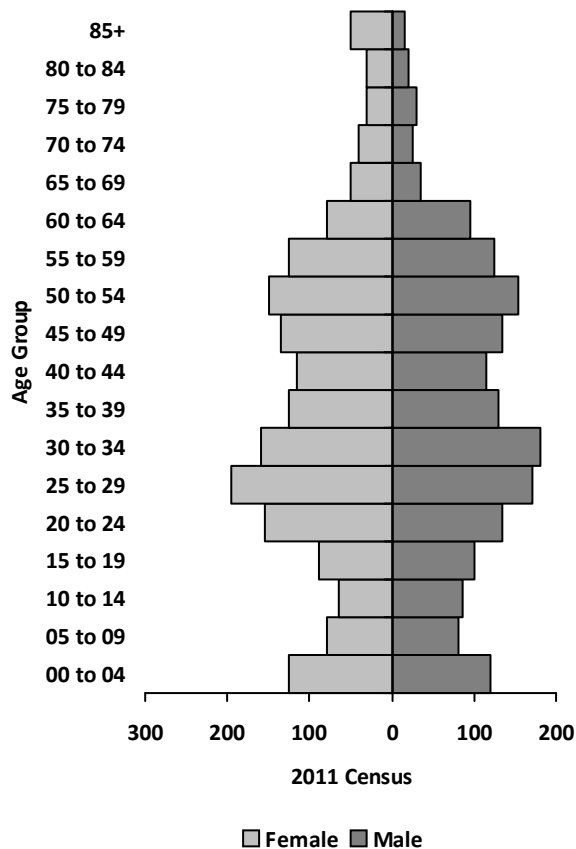
Under \$10,000	15
\$10,000 - \$19,999	140
\$20,000 - \$29,999	195
\$30,000 - \$39,999	195
\$40,000 - \$49,999	115
\$50,000 - \$59,999	150
\$60,000 - \$79,999	260
\$80,000 - \$99,999	245
\$100,000 - \$124,999	140
\$125,000 - \$149,999	45
\$150,000 and over	60

Average Household Income \$ **64,021**

Median Household Income \$ **58,250**

Age Group

* Refer to Appendix A for data table.



Household Structure

2011 Census

One-family households	770
Multiple-family households	20
Non-family households	670
Total households	1,555
Average household size	2.2
Total lone-parent families	235

Mother Tongue

Top 5 Languages 2011 Census

English	2,995
German	55
French	55
Tagalog (Pilipino, Filipino)	45
Cree, n.o.s.	45

Ethnic Diversity

Saskatoon 0.61 2011 NHS

Caswell Hill 0.7

* Higher number indicates greater diversity

Caswell Hill

Dwellings

	2011 Census	
One Unit Dwelling		1,075
Semi-detached house		15
Row House		10
Apartment: Detached Duplex		100
Apt.: five or more stories		15
Apt.: less than five stories		345
Other Single Attached House		0
Movable Dwelling		0
Total Dwellings		1,555
Neighbourhood Area	123.4	304.9
	hectares	acres
Dwelling Units	12.6	5.1
	per hectare	per acre

Housing by Tenure

	2011 NHS
Owned	985
Rented	570



Housing Costs

	2011 NHS
Average Owner's Major Payments \$	953
Average Gross Rent \$	900

Housing Affordability

Saskatoon 4.54	2011 NHS
Caswell Hill	2.95

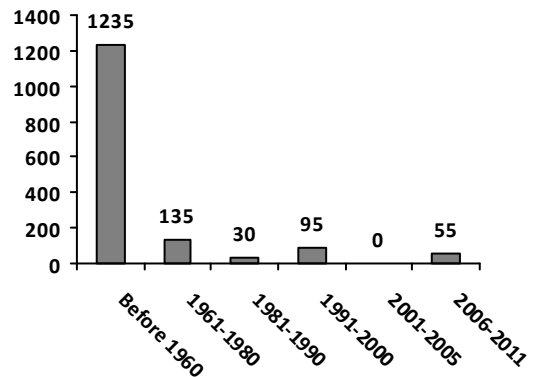
* 3.0 is considered the "affordability" standard (3 or less is considered affordable; over 3 not as affordable).

Real Estate Sales

Year 2013	No. of Sales	Avg. Price \$
Condo Townhouse		
High Rise Apt Condo		
Low Rise Apt Condo	10	\$147,900
Semi-detached		
Semi-detached - 2 titles	1	\$273,000
Single Family Dwelling	73	\$224,390

Age of Dwelling

	2011 NHS
Before 1960	1,235
1961-1980	135
1981-1990	30
1991-2000	95
2001-2005	0
2006-2011	55



Caswell Hill

Major Occupation

	2011 NHS
Art-Culture-Recreation-Sport	75
Business-Finance-Administration	230
Health	95
Management	220
Natural-Applied sciences and related	75
Primary Industry	0
Processing-Manufacturing-Utilities	70
Sale Service	550
Social science-Education-Gov-Religion	395
Trades-Transport-Equip operators and rel.	290

Education Level

	2011 NHS
No certificate/diploma/degree	645
High school certificate or equivalent	735
Apprenticeship/trades certificate/diploma	415
College/CEGEP/non-university cert./dipl.	465
University diploma or degree	605

Enrolment

Year	'11	'12	'13
Public Elementary (P-8)	240	234	271
Public High School (9-12)	142	114	115
S.I.A.S.T. - Kelsey Campus	48	131	106
University of Saskatchewan	70	110	118

Notes:

- Separate division neighbourhood data not available
- Enrolment data for the U of S and S.I.A.S.T. - Kelsey based on the academic year starting in September
- Data for S.I.A.S.T. - Kelsey does not represent the full academic year; 2011 data for the University of Saskatchewan does not represent full academic year

Enrolment by School

Year	'11	'12	'13
Bedford Road Collegiate (p)	471	470	546
Caswell School (p)	312	318	363

Notes:

- (p) - Saskatoon Public School Division
- (s) - Greater Saskatoon Catholic Schools

Licensed Home-Based Businesses

	2013
Caswell Hill	68

Labour Force

	2011 NHS
Total population 15+	2,860
In the labour force	2,025
Employed	1,925
Unemployed	100
Participation Rate %	70.80
Unemployment Rate %	4.90

Mode of Travel to Work

	2011 NHS
Car, truck, van, as driver	1,260
Car, truck, van, as passenger	60
Public Transit	220
Walked	225
Bicycle	45
Other Method	0

Registered Vehicles

	2013
Caswell Hill	3,331

Caswell Hill

Voter Turn-out

		Turn-out %
Civic	2003	40.3
Civic	2006	28.6
Civic	2009	25.4
Civic	2012	27.2
Federal	2006	50.0
Federal	2008	49.8
Federal	2011	54.0
Provincial	2007	69.0
Provincial	2011	57.9

Park Space

Area 2014	Hectares	Acres
Ashworth Holmes Park (N)	4.3	10.5
Total park area	4.3	10.5
People per hectare/acre	829.6	335.7

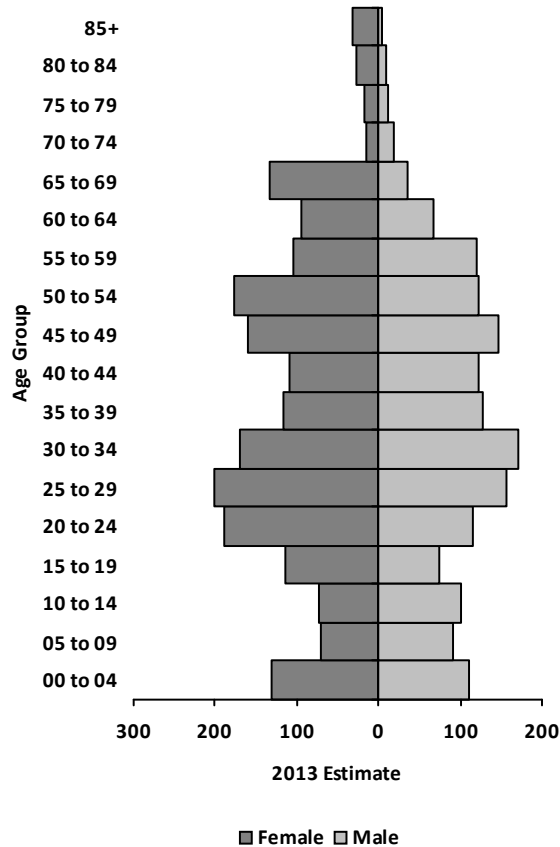
Park type: N-Neighbourhood D-District
MD-Multi-district SU-Special Use I-Industrial

Caswell Hill

ESTIMATES

Age Group

* Refer to Appendix B for data table.



Household Income

	2013 Estimate
Under \$10,000	61
\$10,000 - \$19,999	123
\$20,000 - \$29,999	231
\$30,000 - \$39,999	186
\$40,000 - \$49,999	123
\$50,000 - \$59,999	118
\$60,000 - \$69,999	280
\$70,000 - \$79,999	205
\$80,000 - \$89,999	158
\$90,000 - \$99,999	60
\$100,000 and over	44
Average Household Income \$	61,946
Median Household Income \$	50,037

Household Structure

	2013 Estimate
One-family households	797
Multiple-family households	0
Non-family households	688
Total households	1,589
Average household size	2.20
Total lone-parent families	244

Major Occupation

	2013 Estimate
Art-Culture-Recreation-Sport	61
Business-Finance-Administration	265
Health	91
Management	197
Natural-Applied sciences and related	60
Primary Industry	24
Processing-Manufacturing-Utilities	97
Sale Service	679
Social science-Education-Gov-Religion	379
Trades-Transport-Equip operators and rel.	395

Education Level

	2013 Estimate
No certificate/diploma/degree	785
High school certificate or equivalent	925
Apprenticeship/trades certificate/diploma	399
College/CEGEP/non-university cert./dipl.	523
University diploma or degree	27

Caswell Hill

ESTIMATES

Dwellings

	2013 Estimate	
One Unit Dwelling	1,088	
Semi-detached house	1	
Row House	8	
Apartment: Detached Duplex	122	
Apt.: five or more stories	0	
Apt.: less than five stories	369	
Other Single Attached House	1	
Movable Dwelling	0	
Total Dwellings	1,589	
Neighbourhood Area	123.4	304.9
	hectares	acres
Dwelling Units	12.9	5.2
	per hectare	per acre

Housing by Tenure

	2013 Estimate	
Owned	1,011	
Rented	578	



Housing Affordability

Saskatoon 5.32	2013 Estimate
Caswell Hill	3.47

* 3.0 is considered the "affordability" standard (3 or less is considered affordable; over 3 not as affordable).

Housing Costs

	2013 Estimate
Average Owner's Major Payments \$	1,036
Average Gross Rent \$	905

Labour Force

	2013 Estimate
Total population 15+	2,966
In the labour force	2,262
Employed	2,210
Unemployed	52
Participation Rate %	76.26
Unemployment Rate %	2.30

Mode of Travel to Work

	2013 Estimate
Car, truck, van, as driver	1,551
Car, truck, van, as passenger	65
Public Transit	155
Walked	275
Bicycle	50
Motorcycle	0
Taxicab	0
Other Method	3