


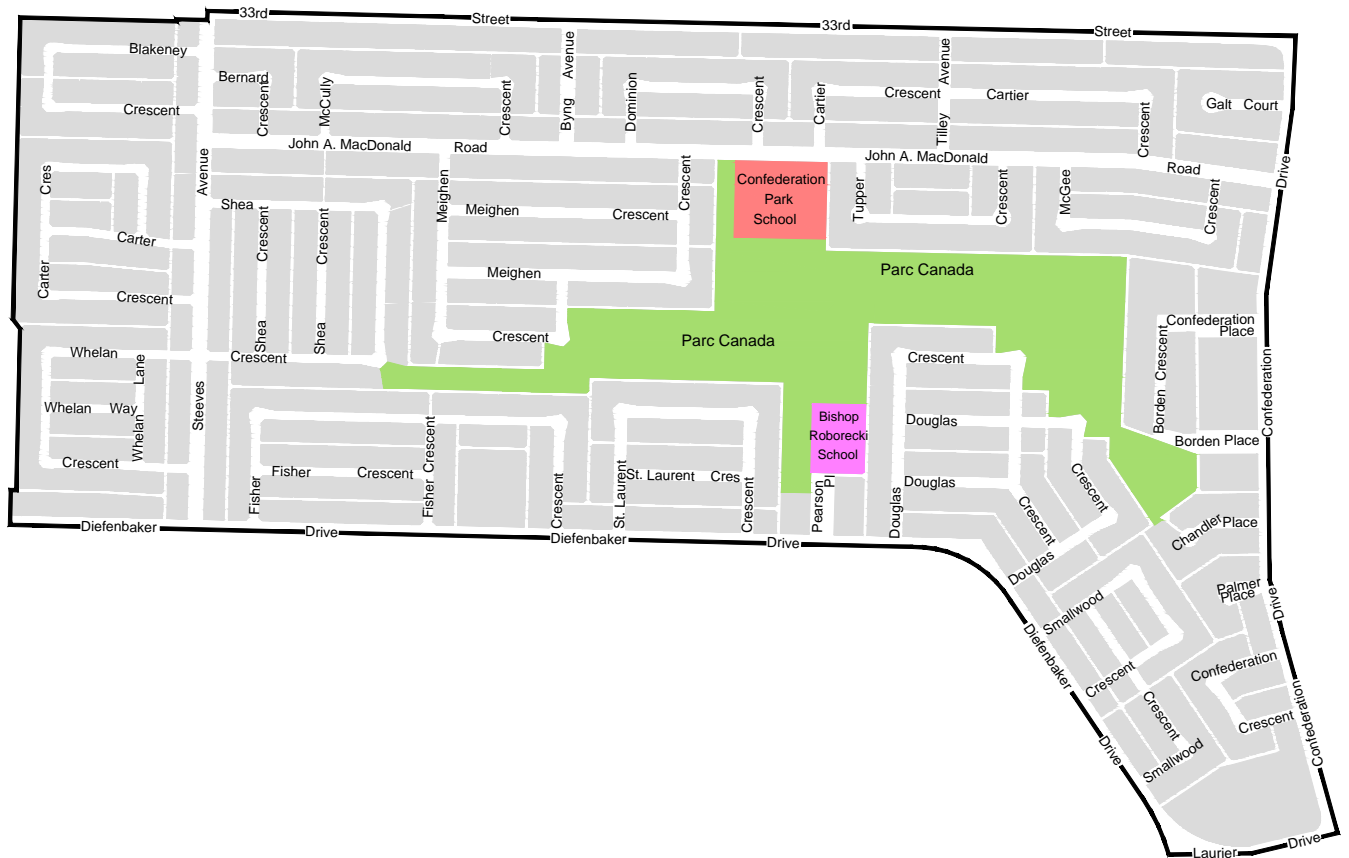
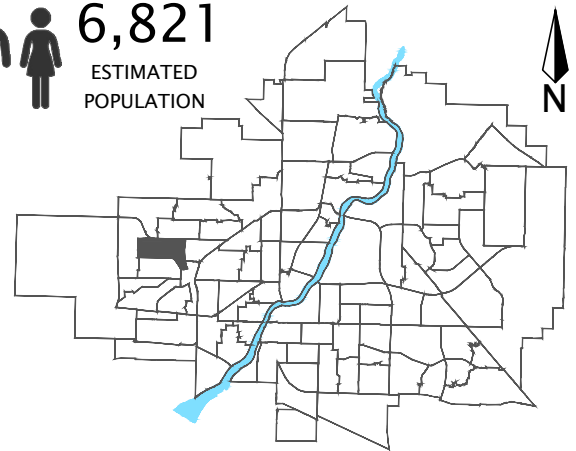
Confederation Park

Community Quick Facts

Homeownership	70.9%*
Average Value of Dwelling	\$266,077*
Average Household Income	\$71,566*
Average Household Size	2.9*
Municipal Ward	3
SDA	Confederation

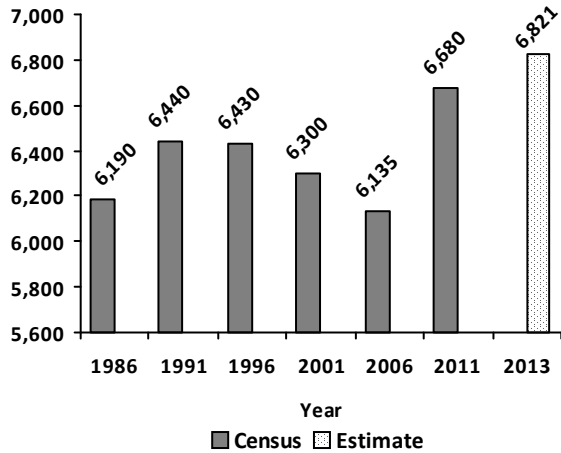
*Estimate

 6,821
ESTIMATED POPULATION



Confederation Park

Population



Household Income

2011 NHS

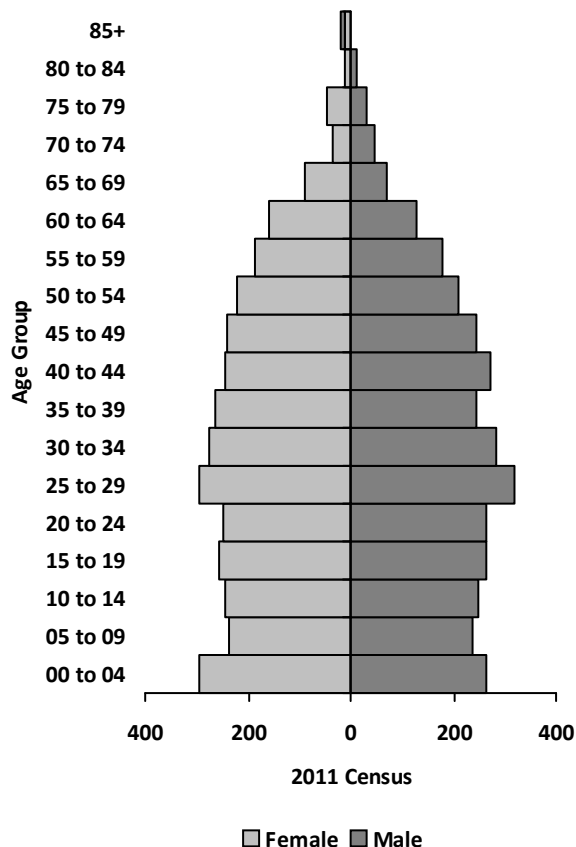
Under \$10,000	120
\$10,000 - \$19,999	170
\$20,000 - \$29,999	155
\$30,000 - \$39,999	235
\$40,000 - \$49,999	180
\$50,000 - \$59,999	175
\$60,000 - \$79,999	505
\$80,000 - \$99,999	285
\$100,000 - \$124,999	235
\$125,000 - \$149,999	70
\$150,000 and over	170

Average Household Income \$ 70,991

Median Household Income \$ 64,619

Age Group

* Refer to Appendix A for data table.



Household Structure

2011 Census

One-family households	1,560
Multiple-family households	65
Non-family households	505
Total households	2,305
Average household size	2.9
Total lone-parent families	450

Mother Tongue

Top 5 Languages 2011 Census

English	5,085
Tagalog (Pilipino, Filipino)	560
Urdu	85
Spanish	80
French	70

Ethnic Diversity

Saskatoon 0.61 2011 NHS

Confederation Park 1.5

* Higher number indicates greater diversity

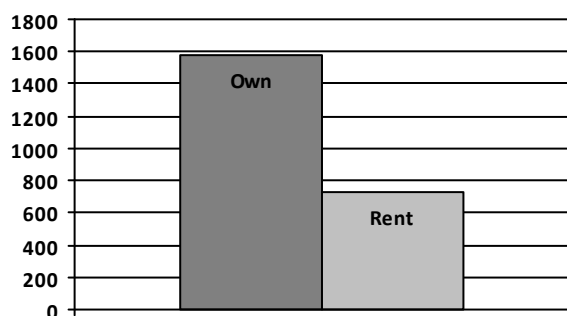
Confederation Park

Dwellings

	2011 Census	
One Unit Dwelling		1,750
Semi-detached house		15
Row House		0
Apartment: Detached Duplex		65
Apt.: five or more stories		0
Apt.: less than five stories		475
Other Single Attached House		0
Movable Dwelling		5
Total Dwellings		2,305
Neighbourhood Area	157.7	389.7
	hectares	acres
Dwelling Units	14.6	5.9
	per hectare	per acre

Housing by Tenure

	2011 NHS
Owned	1,580
Rented	730



Housing Costs

	2011 NHS
Average Owner's Major Payments \$	1,081
Average Gross Rent \$	1,004

Housing Affordability

Saskatoon 4.54	2011 NHS
Confederation Park	3.59

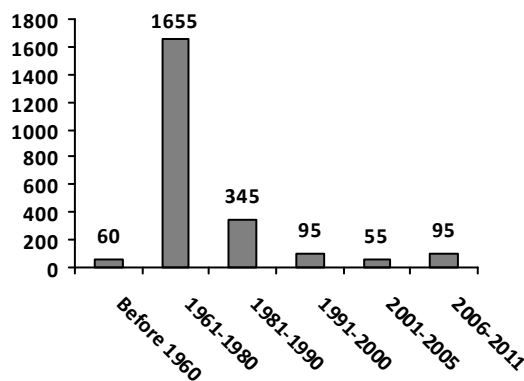
* 3.0 is considered the "affordability" standard (3 or less is considered affordable; over 3 not as affordable).

Real Estate Sales

Year 2013	No. of Sales	Avg. Price \$
Condo Townhouse		
High Rise Apt Condo		
Low Rise Apt Condo	3	\$117,667
Semi-detached	1	\$349,000
Semi-detached - 2 titles	1	\$210,000
Single Family Dwelling	90	\$259,728

Age of Dwelling

	2011 NHS
Before 1960	60
1961-1980	1,655
1981-1990	345
1991-2000	95
2001-2005	55
2006-2011	95



Confederation Park

Major Occupation

	2011 NHS
Art-Culture-Recreation-Sport	80
Business-Finance-Administration	520
Health	245
Management	235
Natural-Applied sciences and related	170
Primary Industry	35
Processing-Manufacturing-Utilities	290
Sale Service	925
Social science-Education-Gov-Religion	315
Trades-Transport-Equip operators and rel.	905

Education Level

	2011 NHS
No certificate/diploma/degree	1,280
High school certificate or equivalent	1,460
Apprenticeship/trades certificate/diploma	705
College/CEGEP/non-university cert./dipl.	800
University diploma or degree	905

Enrolment

Year	'11	'12	'13
Public Elementary (P-8)	461	446	467
Public High School (9-12)	336	245	278
S.I.A.S.T. - Kelsey Campus	66	123	131
University of Saskatchewan	90	144	127

Notes:

- Separate division neighbourhood data not available
- Enrolment data for the U of S and S.I.A.S.T. - Kelsey based on the academic year starting in September
- Data for S.I.A.S.T. - Kelsey does not represent the full academic year; 2011 data for the University of Saskatchewan does not represent full academic year

Enrolment by School

Year	'11	'12	'13
Bishop Roborecki School (s)	387	410	391
Confederation Park (p)	392	406	455

Notes:

- (p) - Saskatoon Public School Division
- (s) - Greater Saskatoon Catholic Schools

Licensed Home-Based Businesses

	2013
Confederation Park	107

Labour Force

	2011 NHS
Total population 15+	5,145
In the labour force	3,780
Employed	3,520
Unemployed	260
Participation Rate %	73.50
Unemployment Rate %	6.90

Mode of Travel to Work

	2011 NHS
Car, truck, van, as driver	2,675
Car, truck, van, as passenger	225
Public Transit	295
Walked	100
Bicycle	0
Other Method	105

Registered Vehicles

	2013
Confederation Park	5,718

Confederation Park

Voter Turn-out

		Turn-out %
Civic	2003	36.3
Civic	2006	20.7
Civic	2009	18.9
Civic	2012	19.8
Federal	2006	47.8
Federal	2008	43.2
Federal	2011	46.6
Provincial	2007	63.1
Provincial	2011	48.6

Park Space

Area 2014	Hectares	Acres
Parc Canada (N)	16.4	40.5
Total park area	16.4	40.5
People per hectare/acre	408.0	165.1

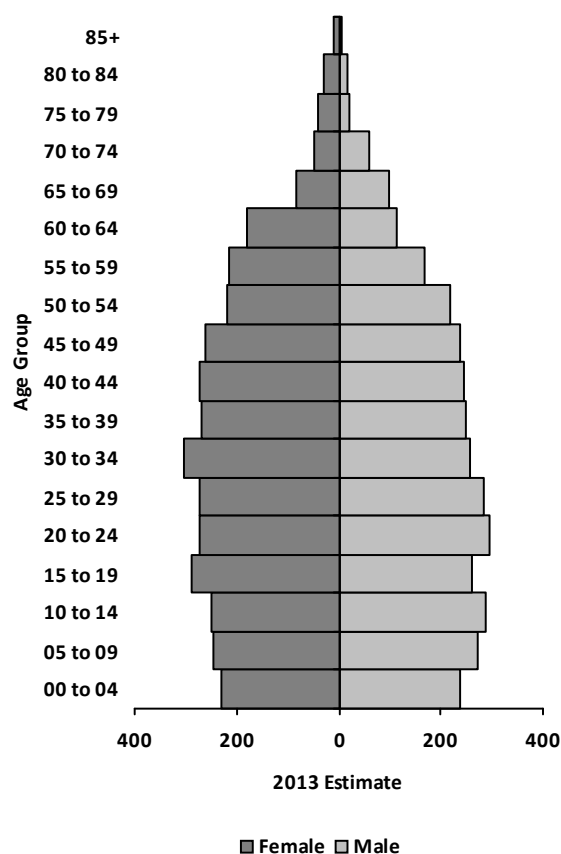
Park type: N-Neighbourhood D-District
MD-Multi-district SU-Special Use I-Industrial

Confederation Park

ESTIMATES

Age Group

* Refer to Appendix B for data table.



Major Occupation

	2013 Estimate
Art-Culture-Recreation-Sport	51
Business-Finance-Administration	570
Health	265
Management	241
Natural-Applied sciences and related	169
Primary Industry	21
Processing-Manufacturing-Utilities	314
Sale Service	1,031
Social science-Education-Gov-Religion	325
Trades-Transport-Equip operators and rel.	954

Household Income

	2013 Estimate
Under \$10,000	111
\$10,000 - \$19,999	133
\$20,000 - \$29,999	195
\$30,000 - \$39,999	208
\$40,000 - \$49,999	190
\$50,000 - \$59,999	196
\$60,000 - \$69,999	470
\$70,000 - \$79,999	326
\$80,000 - \$89,999	248
\$90,000 - \$99,999	126
\$100,000 and over	151
Average Household Income \$	71,566
Median Household Income \$	60,767

Household Structure

	2013 Estimate
One-family households	1,582
Multiple-family households	50
Non-family households	525
Total households	2,354
Average household size	2.90
Total lone-parent families	453

Education Level

	2013 Estimate
No certificate/diploma/degree	1,426
High school certificate or equivalent	1,657
Apprenticeship/trades certificate/diploma	713
College/CEGEP/non-university cert./dipl.	820
University diploma or degree	151

Confederation Park

ESTIMATES

Dwellings

	2013 Estimate	
One Unit Dwelling	1,814	
Semi-detached house	21	
Row House	0	
Apartment: Detached Duplex	67	
Apt.: five or more stories	0	
Apt.: less than five stories	452	
Other Single Attached House	0	
Movable Dwelling	0	
Total Dwellings	2,354	
Neighbourhood Area	157.7	389.7
	hectares	acres
Dwelling Units	14.9	6.0
	per hectare	per acre

Housing by Tenure

	2013 Estimate	
Owned	1,668	
Rented	686	



Housing Affordability

Saskatoon 5.32	2013 Estimate
Confederation Park	3.96

* 3.0 is considered the "affordability" standard (3 or less is considered affordable; over 3 not as affordable).

Housing Costs

	2013 Estimate
Average Owner's Major Payments \$	1,095
Average Gross Rent \$	1,017

Labour Force

	2013 Estimate
Total population 15+	5,294
In the labour force	3,994
Employed	3,819
Unemployed	175
Participation Rate %	75.54
Unemployment Rate %	4.38

Mode of Travel to Work

	2013 Estimate
Car, truck, van, as driver	2,980
Car, truck, van, as passenger	276
Public Transit	287
Walked	87
Bicycle	26
Motorcycle	0
Taxicab	0
Other Method	80