

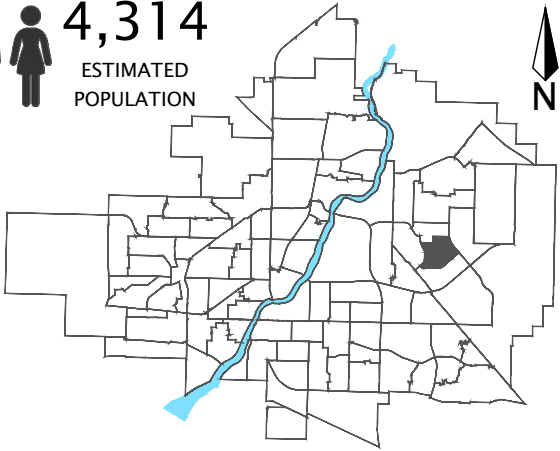
Erindale

Community Quick Facts

Homeownership	96.8%*
Average Value of Dwelling	\$413,593*
Average Household Income	\$143,179*
Average Household Size	3.0*
Municipal Ward	10
SDA	University Heights

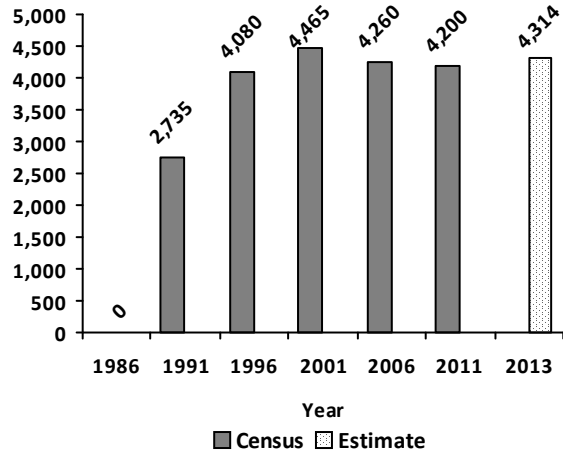
*Estimate

 4,314
ESTIMATED
POPULATION



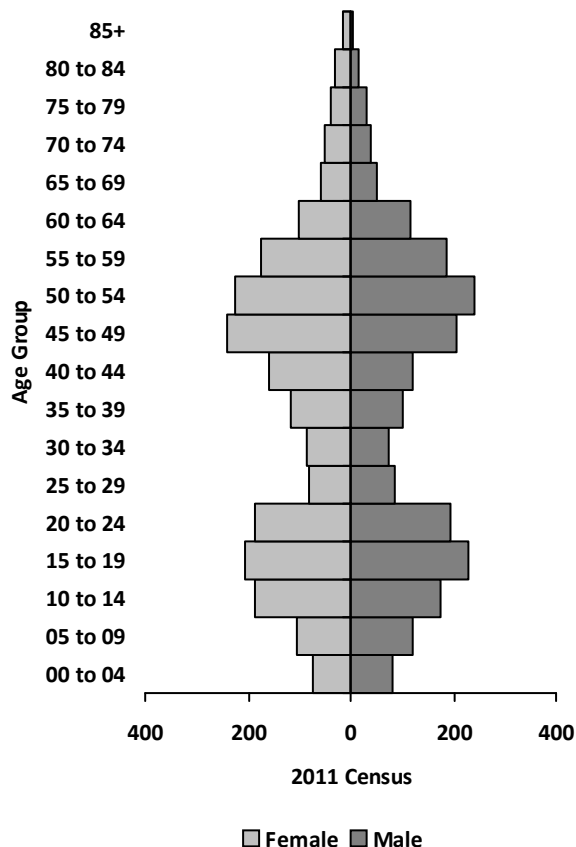
Erindale

Population



Age Group

* Refer to Appendix A for data table.



Household Income

2011 NHS

Under \$10,000	20
\$10,000 - \$19,999	0
\$20,000 - \$29,999	0
\$30,000 - \$39,999	50
\$40,000 - \$49,999	60
\$50,000 - \$59,999	110
\$60,000 - \$79,999	150
\$80,000 - \$99,999	140
\$100,000 - \$124,999	165
\$125,000 - \$149,999	165
\$150,000 and over	515

Average Household Income \$ **147,048**

Median Household Income \$ **122,434**

Household Structure

2011 Census

One-family households	1,115
Multiple-family households	15
Non-family households	235
Total households	1,405
Average household size	3
Total lone-parent families	105

Mother Tongue

Top 5 Languages 2011 Census

English	3,560
Chinese, n.o.s.	75
Arabic	70
French	60
Ukrainian	50

Ethnic Diversity

Saskatoon 0.61 2011 NHS

Erindale 0.5

* Higher number indicates greater diversity

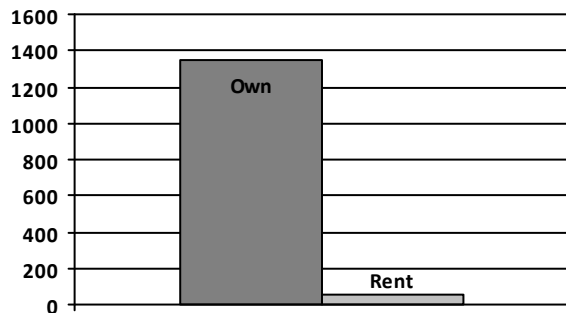
Erindale

Dwellings

	2011 Census	
One Unit Dwelling		1,115
Semi-detached house		35
Row House		230
Apartment: Detached Duplex		10
Apt.: five or more stories		0
Apt.: less than five stories		15
Other Single Attached House		0
Movable Dwelling		0
Total Dwellings		1,405
Neighbourhood Area	134.0	331.1
	hectares	acres
Dwelling Units	10.5	4.2
	per hectare	per acre

Housing by Tenure

	2011 NHS
Owned	1,350
Rented	50



Housing Costs

	2011 NHS
Average Owner's Major Payments \$	1,118
Average Gross Rent \$	1,442

Housing Affordability

Saskatoon 4.54	2011 NHS
Erindale	5.83

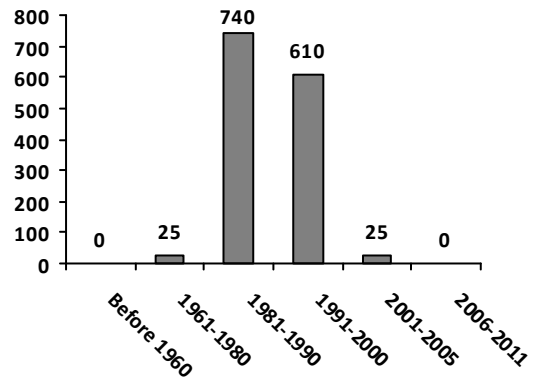
* 3.0 is considered the "affordability" standard (3 or less is considered affordable; over 3 not as affordable).

Real Estate Sales

Year 2013	No. of Sales	Avg. Price \$
Condo Townhouse	15	\$290,693
High Rise Apt Condo		
Low Rise Apt Condo	1	\$269,000
Semi-detached		
Semi-detached - 2 titles		
Single Family Dwelling	57	\$424,517

Age of Dwelling

	2011 NHS
Before 1960	0
1961-1980	25
1981-1990	740
1991-2000	610
2001-2005	25
2006-2011	0



Erindale

Major Occupation

	2011 NHS
Art-Culture-Recreation-Sport	105
Business-Finance-Administration	545
Health	255
Management	320
Natural-Applied sciences and related	240
Primary Industry	45
Processing-Manufacturing-Utilities	20
Sale Service	500
Social science-Education-Gov-Religion	260
Trades-Transport-Equip operators and rel.	380

Education Level

	2011 NHS
No certificate/diploma/degree	500
High school certificate or equivalent	960
Apprenticeship/trades certificate/diploma	295
College/CEGEP/non-university cert./dipl.	545
University diploma or degree	1,165

Enrolment

Year	'11	'12	'13
Public Elementary (P-8)	239	239	219
Public High School (9-12)	192	168	165
S.I.A.S.T. - Kelsey Campus	27	49	51
University of Saskatchewan	253	330	295

Notes:

- Separate division neighbourhood data not available
- Enrolment data for the U of S and S.I.A.S.T. - Kelsey based on the academic year starting in September
- Data for S.I.A.S.T. - Kelsey does not represent the full academic year; 2011 data for the University of Saskatchewan does not represent full academic year

Enrolment by School

Year	'11	'12	'13
Dr. J.G. Egnatoff School (p)	598	650	711
Father Robinson School (s)	564	574	612

Notes:

- (p) - Saskatoon Public School Division
- (s) - Greater Saskatoon Catholic Schools

Licensed Home-Based Businesses

	2013
Erindale	80

Labour Force

	2011 NHS
Total population 15+	3,470
In the labour force	2,680
Employed	2,615
Unemployed	70
Participation Rate %	77.20
Unemployment Rate %	2.60

Mode of Travel to Work

	2011 NHS
Car, truck, van, as driver	2,060
Car, truck, van, as passenger	185
Public Transit	70
Walked	40
Bicycle	40
Other Method	75

Registered Vehicles

	2013
Erindale	4,268

Erindale

Voter Turn-out

		Turn-out %
Civic	2003	61.7
Civic	2006	44.7
Civic	2009	32.6
Civic	2012	44.6
Federal	2006	61.3
Federal	2008	55.0
Federal	2011	56.7
Provincial	2007	60.5
Provincial	2011	47.3

Park Space

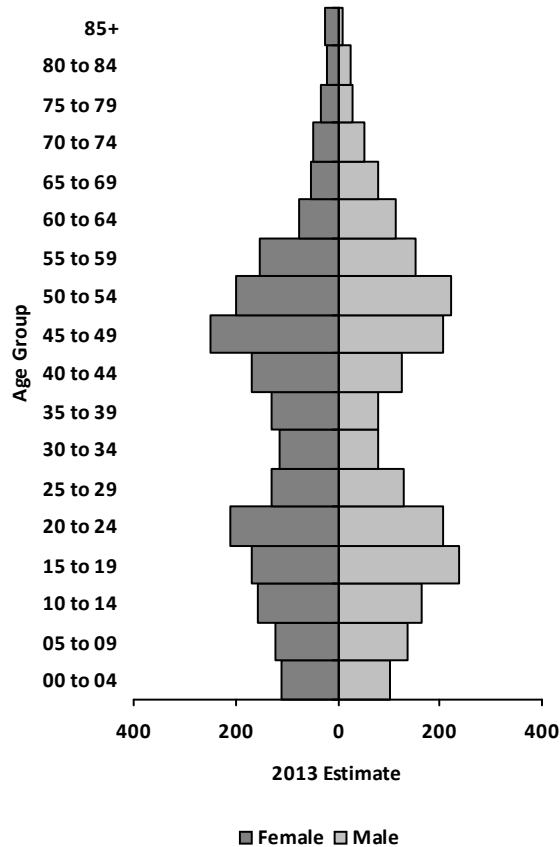
Area 2014	Hectares	Acres
Don Ross (N)	0.2	0.5
Ernest Lindner Park (N)	8.6	21.2
John Avant Park (N)	5.4	13.2
Total park area	14.1	34.9
People per hectare/acre	297.1	120.2

Park type: N-Neighbourhood D-District
MD-Multi-district SU-Special Use I-Industrial

Erindale ESTIMATES

Age Group

* Refer to Appendix B for data table.



Household Income

	2013 Estimate
Under \$10,000	3
\$10,000 - \$19,999	42
\$20,000 - \$29,999	30
\$30,000 - \$39,999	20
\$40,000 - \$49,999	36
\$50,000 - \$59,999	96
\$60,000 - \$69,999	152
\$70,000 - \$79,999	163
\$80,000 - \$89,999	168
\$90,000 - \$99,999	165
\$100,000 and over	563
Average Household Income \$	143,179
Median Household Income \$	114,796

Household Structure

	2013 Estimate
One-family households	1,135
Multiple-family households	1
Non-family households	261
Total households	1,438
Average household size	3.00
Total lone-parent families	59

Major Occupation

	2013 Estimate
Art-Culture-Recreation-Sport	44
Business-Finance-Administration	555
Health	294
Management	393
Natural-Applied sciences and related	252
Primary Industry	18
Processing-Manufacturing-Utilities	24
Sale Service	500
Social science-Education-Gov-Religion	436
Trades-Transport-Equip operators and rel.	271

Education Level

	2013 Estimate
No certificate/diploma/degree	527
High school certificate or equivalent	955
Apprenticeship/trades certificate/diploma	329
College/CEGEP/non-university cert./dipl.	548
University diploma or degree	156

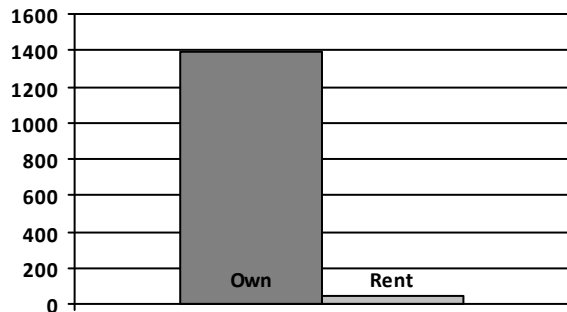
Erindale ESTIMATES

Dwellings

	2013 Estimate	
One Unit Dwelling	1,076	
Semi-detached house	33	
Row House	198	
Apartment: Detached Duplex	12	
Apt.: five or more stories	0	
Apt.: less than five stories	119	
Other Single Attached House	0	
Movable Dwelling	0	
Total Dwellings	1,438	
Neighbourhood Area	134.0	331.1
	hectares	acres
Dwelling Units	10.7	4.3
	per hectare	per acre

Housing by Tenure

	2013 Estimate	
Owned	1,392	
Rented	46	



Housing Affordability

Saskatoon 5.32	2013 Estimate
Erindale	6.01

* 3.0 is considered the "affordability" standard (3 or less is considered affordable; over 3 not as affordable).

Housing Costs

	2013 Estimate
Average Owner's Major Payments \$	1,413
Average Gross Rent \$	365

Labour Force

	2013 Estimate
Total population 15+	3,523
In the labour force	2,788
Employed	2,739
Unemployed	49
Participation Rate %	79.14
Unemployment Rate %	1.76

Mode of Travel to Work

	2013 Estimate
Car, truck, van, as driver	2,245
Car, truck, van, as passenger	186
Public Transit	103
Walked	13
Bicycle	4
Motorcycle	0
Taxicab	0
Other Method	34