


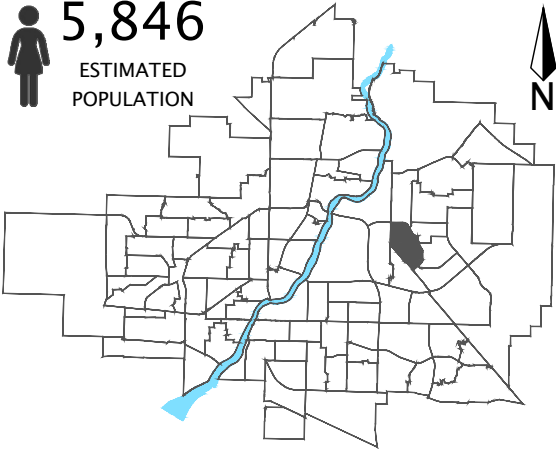
Forest Grove

Community Quick Facts

Homeownership	63.3%*
Average Value of Dwelling	\$314,469*
Average Household Income	\$86,705*
Average Household Size	2.7*
Municipal Ward	1
SDA	University Heights

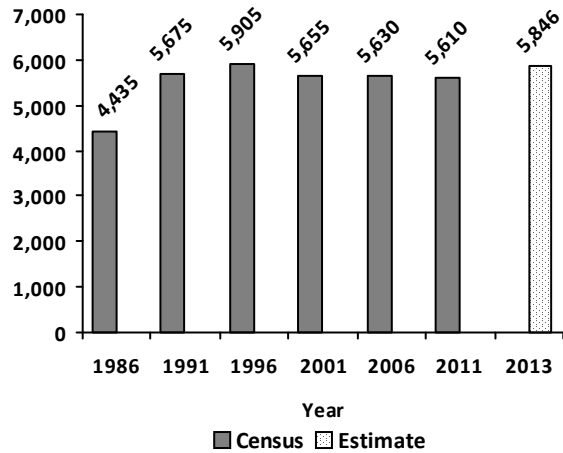
*Estimate

 **5,846**
ESTIMATED POPULATION



Forest Grove

Population



Household Income

2011 NHS

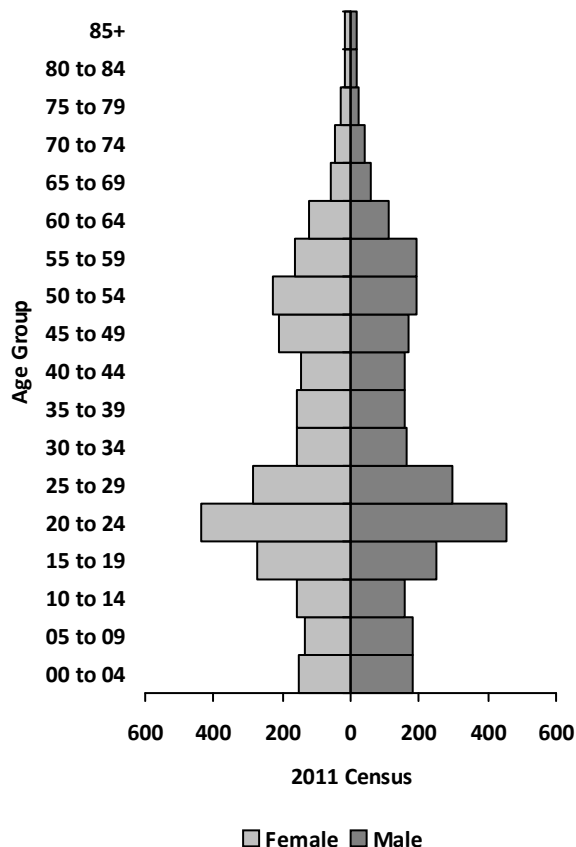
Under \$10,000	70
\$10,000 - \$19,999	100
\$20,000 - \$29,999	170
\$30,000 - \$39,999	205
\$40,000 - \$49,999	120
\$50,000 - \$59,999	175
\$60,000 - \$79,999	295
\$80,000 - \$99,999	290
\$100,000 - \$124,999	205
\$125,000 - \$149,999	170
\$150,000 and over	340

Average Household Income \$ 89,349

Median Household Income \$ 77,002

Age Group

* Refer to Appendix A for data table.



Household Structure

2011 Census

One-family households	1,240
Multiple-family households	30
Non-family households	755
Total households	2,135
Average household size	2.6
Total lone-parent families	285

Mother Tongue

Top 5 Languages 2011 Census

English	4,880
French	100
Ukrainian	75
German	60
Arabic	40

Ethnic Diversity

Saskatoon 0.61 2011 NHS

Forest Grove 0.6

* Higher number indicates greater diversity


Forest Grove

Dwellings

	2011 Census	
One Unit Dwelling		1,130
Semi-detached house		215
Row House		125
Apartment: Detached Duplex		110
Apt.: five or more stories		0
Apt.: less than five stories		420
Other Single Attached House		0
Movable Dwelling		125
Total Dwellings		2,130
Neighbourhood Area	160.7	397.1
	hectares	acres
Dwelling Units	13.3	5.4
	per hectare	per acre

Housing by Tenure

	2011 NHS
Owned	1,320
Rented	815



Housing Costs

	2011 NHS
Average Owner's Major Payments \$	1,032
Average Gross Rent \$	1,070

Housing Affordability

Saskatoon 4.54	2011 NHS
Forest Grove	4.61

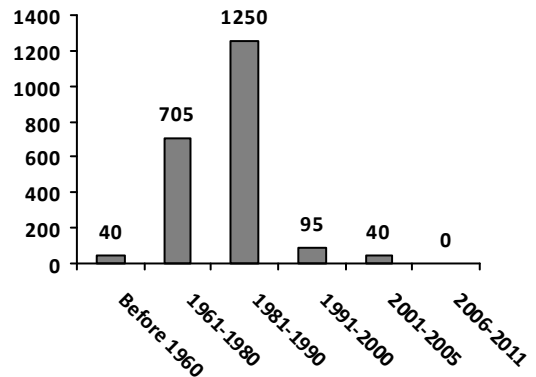
* 3.0 is considered the "affordability" standard (3 or less is considered affordable; over 3 not as affordable).

Real Estate Sales

Year 2013	No. of Sales	Avg. Price \$
Condo Townhouse	5	\$235,980
High Rise Apt Condo		
Low Rise Apt Condo	39	\$172,808
Semi-detached	2	\$428,750
Semi-detached - 2 titles	7	\$250,302
Single Family Dwelling	66	\$344,488

Age of Dwelling

	2011 NHS
Before 1960	40
1961-1980	705
1981-1990	1,250
1991-2000	95
2001-2005	40
2006-2011	0



Forest Grove

Major Occupation

	2011 NHS
Art-Culture-Recreation-Sport	70
Business-Finance-Administration	600
Health	420
Management	315
Natural-Applied sciences and related	245
Primary Industry	85
Processing-Manufacturing-Utilities	90
Sale Service	940
Social science-Education-Gov-Religion	355
Trades-Transport-Equip operators and rel.	700

Education Level

	2011 NHS
No certificate/diploma/degree	675
High school certificate or equivalent	1,430
Apprenticeship/trades certificate/diploma	540
College/CEGEP/non-university cert./dipl.	820
University diploma or degree	1,180

Enrolment

Year	'11	'12	'13
Public Elementary (P-8)	286	278	286
Public High School (9-12)	207	155	159
S.I.A.S.T. - Kelsey Campus	59	119	121
University of Saskatchewan	258	386	411

Notes:

- Separate division neighbourhood data not available
- Enrolment data for the U of S and S.I.A.S.T. - Kelsey based on the academic year starting in September
- Data for S.I.A.S.T. - Kelsey does not represent the full academic year; 2011 data for the University of Saskatchewan does not represent full academic year

Enrolment by School

Year	'11	'12	'13
Forest Grove School (p)	382	389	421
St. Volodymyr School (s)	525	522	519

Notes:

- (p) - Saskatoon Public School Division
- (s) - Greater Saskatoon Catholic Schools

Licensed Home-Based Businesses

	2013
Forest Grove	85

Labour Force

	2011 NHS
Total population 15+	4,645
In the labour force	3,835
Employed	3,595
Unemployed	235
Participation Rate %	82.60
Unemployment Rate %	6.10

Mode of Travel to Work

	2011 NHS
Car, truck, van, as driver	2,935
Car, truck, van, as passenger	140
Public Transit	140
Walked	155
Bicycle	65
Other Method	55

Registered Vehicles

	2013
Forest Grove	4,989

Forest Grove

Voter Turn-out

		Turn-out %
Civic	2003	49.7
Civic	2006	31.0
Civic	2009	24.7
Civic	2012	29.1
Federal	2006	55.1
Federal	2008	47.7
Federal	2011	52.5
Provincial	2007	58.9
Provincial	2011	45.6

Park Space

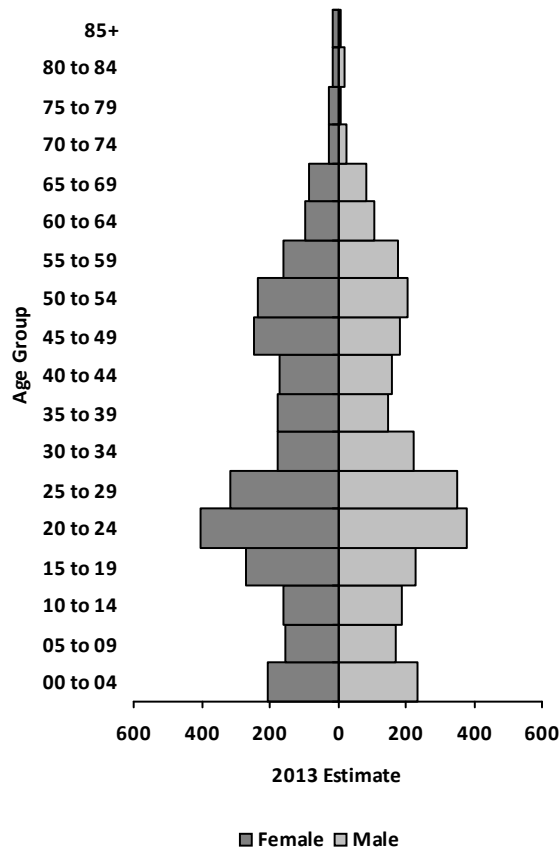
Area 2014	Hectares	Acres
Balsam Park (N)	0.6	1.5
Forest Grove Linkage (SU)	0.7	1.8
Les Kerr Park (N)	7.0	17.3
T.J. Quigley Park (N)	0.4	1.1
Total park area	8.8	21.7
People per hectare/acre	640.0	259.0

Park type: N-Neighbourhood D-District
 MD-Multi-district SU-Special Use I-Industrial

Forest Grove ESTIMATES

Age Group

* Refer to Appendix B for data table.



Household Income

	2013 Estimate
Under \$10,000	72
\$10,000 - \$19,999	128
\$20,000 - \$29,999	186
\$30,000 - \$39,999	146
\$40,000 - \$49,999	156
\$50,000 - \$59,999	150
\$60,000 - \$69,999	324
\$70,000 - \$79,999	286
\$80,000 - \$89,999	214
\$90,000 - \$99,999	208
\$100,000 and over	317
Average Household Income \$	86,705
Median Household Income \$	71,341

Household Structure

	2013 Estimate
One-family households	1,359
Multiple-family households	20
Non-family households	704
Total households	2,187
Average household size	2.67
Total lone-parent families	325

Major Occupation

	2013 Estimate
Art-Culture-Recreation-Sport	39
Business-Finance-Administration	610
Health	429
Management	351
Natural-Applied sciences and related	248
Primary Industry	67
Processing-Manufacturing-Utilities	78
Sale Service	1,002
Social science-Education-Gov-Religion	373
Trades-Transport-Equip operators and rel.	726

Education Level

	2013 Estimate
No certificate/diploma/degree	728
High school certificate or equivalent	1,617
Apprenticeship/trades certificate/diploma	595
College/CEGEP/non-university cert./dipl.	793
University diploma or degree	152

Forest Grove ESTIMATES

Dwellings

	2013 Estimate	
One Unit Dwelling	1,120	
Semi-detached house	209	
Row House	140	
Apartment: Detached Duplex	106	
Apt.: five or more stories	0	
Apt.: less than five stories	486	
Other Single Attached House	0	
Movable Dwelling	126	
Total Dwellings	2,187	
Neighbourhood Area	160.7	397.1
	hectares	acres
Dwelling Units	13.6	5.5
	per hectare	per acre

Housing by Tenure

	2013 Estimate	
Owned	1,385	
Rented	802	



Housing Affordability

Saskatoon 5.32	2013 Estimate
Forest Grove	5.04

* 3.0 is considered the "affordability" standard (3 or less is considered affordable; over 3 not as affordable).

Housing Costs

	2013 Estimate
Average Owner's Major Payments \$	1,043
Average Gross Rent \$	902

Labour Force

	2013 Estimate
Total population 15+	4,725
In the labour force	3,944
Employed	3,778
Unemployed	166
Participation Rate %	83.47
Unemployment Rate %	4.21

Mode of Travel to Work

	2013 Estimate
Car, truck, van, as driver	3,153
Car, truck, van, as passenger	158
Public Transit	131
Walked	140
Bicycle	59
Motorcycle	0
Taxicab	0
Other Method	36