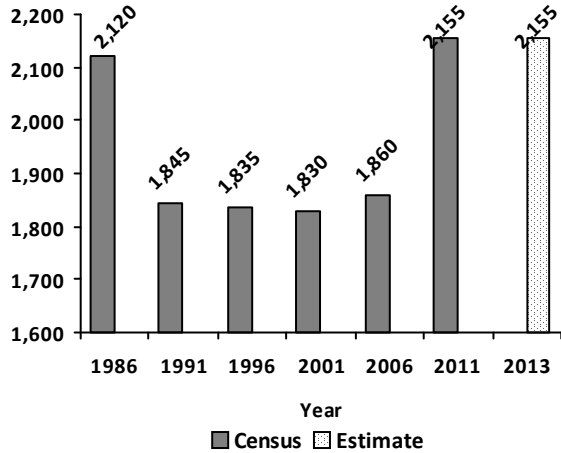




# Hudson Bay Park

## Population



## Household Income

2011 NHS

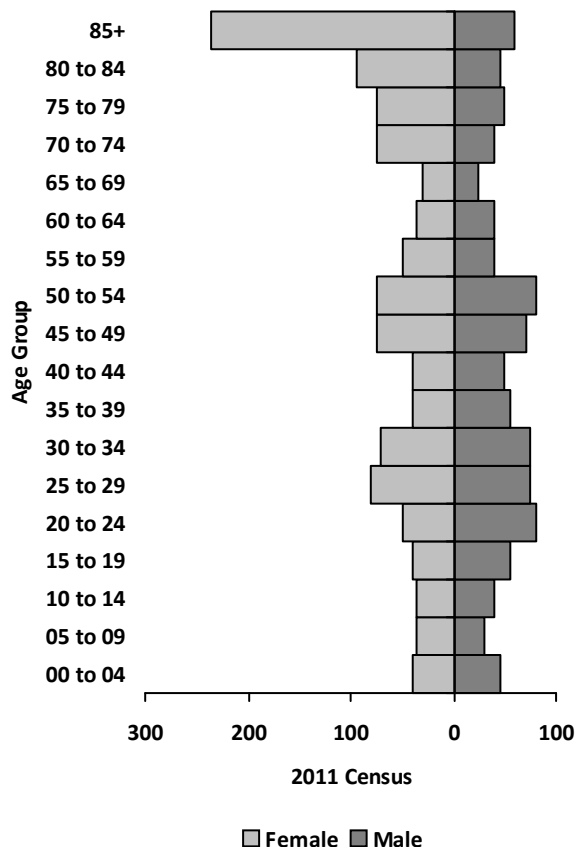
Under \$10,000	25
\$10,000 - \$19,999	60
\$20,000 - \$29,999	140
\$30,000 - \$39,999	95
\$40,000 - \$49,999	100
\$50,000 - \$59,999	50
\$60,000 - \$79,999	120
\$80,000 - \$99,999	85
\$100,000 - \$124,999	85
\$125,000 - \$149,999	75
\$150,000 and over	30

Average Household Income \$ **66,015**

Median Household Income \$ **50,513**

## Age Group

\* Refer to Appendix A for data table.



## Household Structure

2011 Census

One-family households	415
Multiple-family households	10
Non-family households	425
<b>Total households</b>	<b>895</b>
<b>Average household size</b>	<b>2.1</b>
<b>Total lone-parent families</b>	<b>105</b>

## Mother Tongue

Top 5 Languages 2011 Census

English	1,565
German	60
Ukrainian	60
Tagalog (Pilipino, Filipino)	40
French	20

## Ethnic Diversity

Saskatoon 0.61 2011 NHS

Hudson Bay Park 0.3

\* Higher number indicates greater diversity


# Hudson Bay Park

## Dwellings

	2011 Census	
One Unit Dwelling		555
Semi-detached house		20
Row House		0
Apartment: Detached Duplex		90
Apt.: five or more stories		0
Apt.: less than five stories		230
Other Single Attached House		0
Movable Dwelling		0
<b>Total Dwellings</b>		<b>895</b>
<b>Neighbourhood Area</b>	<b>127.7</b>	<b>315.4</b>
	hectares	acres
<b>Dwelling Units</b>	<b>7.0</b>	<b>2.8</b>
	per hectare	per acre

## Housing by Tenure

	2011 NHS
Owned	565
Rented	310



## Housing Costs

	2011 NHS
Average Owner's Major Payments \$	873
Average Gross Rent \$	875

## Housing Affordability

Saskatoon 4.54	2011 NHS
Hudson Bay Park	3.74

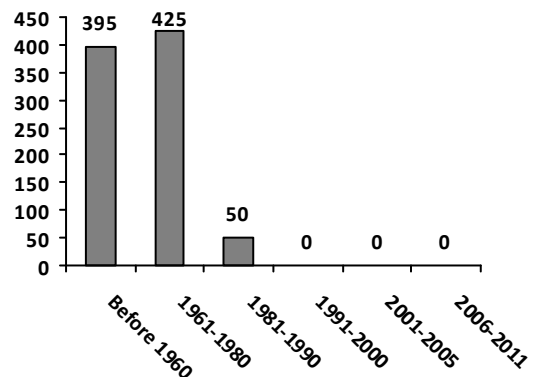
\* 3.0 is considered the "affordability" standard (3 or less is considered affordable; over 3 not as affordable).

## Real Estate Sales

Year 2013	No. of Sales	Avg. Price \$
Condo Townhouse		
High Rise Apt Condo		
Low Rise Apt Condo		
Semi-detached		
Semi-detached - 2 titles	4	\$279,750
Single Family Dwelling	25	\$263,748

## Age of Dwelling

	2011 NHS
Before 1960	395
1961-1980	425
1981-1990	50
1991-2000	0
2001-2005	0
2006-2011	0



## Hudson Bay Park

### Major Occupation

	2011 NHS
Art-Culture-Recreation-Sport	0
Business-Finance-Administration	155
Health	70
Management	75
Natural-Applied sciences and related	70
Primary Industry	0
Processing-Manufacturing-Utilities	25
Sale Service	230
Social science-Education-Gov-Religion	75
Trades-Transport-Equip operators and rel.	225

### Education Level

	2011 NHS
No certificate/diploma/degree	370
High school certificate or equivalent	380
Apprenticeship/trades certificate/diploma	275
College/CEGEP/non-university cert./dipl.	300
University diploma or degree	310

### Enrolment

Year	'11	'12	'13
Public Elementary (P-8)	88	90	97
Public High School (9-12)	52	46	68
S.I.A.S.T. - Kelsey Campus	12	33	31
University of Saskatchewan	21	29	23

#### Notes:

- Separate division neighbourhood data not available
- Enrolment data for the U of S and S.I.A.S.T. - Kelsey based on the academic year starting in September
- Data for S.I.A.S.T. - Kelsey does not represent the full academic year; 2011 data for the University of Saskatchewan does not represent full academic year

### Enrolment by School

Year	'11	'12	'13
Henry Kelsey School (p)	259	300	344
St. Edward School (s)	179	188	191

#### Notes:

- (p) - Saskatoon Public School Division
- (s) - Greater Saskatoon Catholic Schools

### Licensed Home-Based Businesses

	2013
Hudson Bay Park	35

### Labour Force

	2011 NHS
Total population 15+	1,635
In the labour force	975
Employed	900
Unemployed	75
<b>Participation Rate %</b>	<b>59.60</b>
<b>Unemployment Rate %</b>	<b>7.70</b>

### Mode of Travel to Work

	2011 NHS
Car, truck, van, as driver	615
Car, truck, van, as passenger	80
Public Transit	50
Walked	45
Bicycle	0
Other Method	60

### Registered Vehicles

	2013
Hudson Bay Park	1,752

# Hudson Bay Park

## Voter Turn-out

		Turn-out %
Civic	2003	50.8
Civic	2006	32.2
Civic	2009	31.8
Civic	2012	31.1
Federal	2006	49.4
Federal	2008	53.4
Federal	2011	51.2
Provincial	2007	63.7
Provincial	2011	53.1

## Park Space

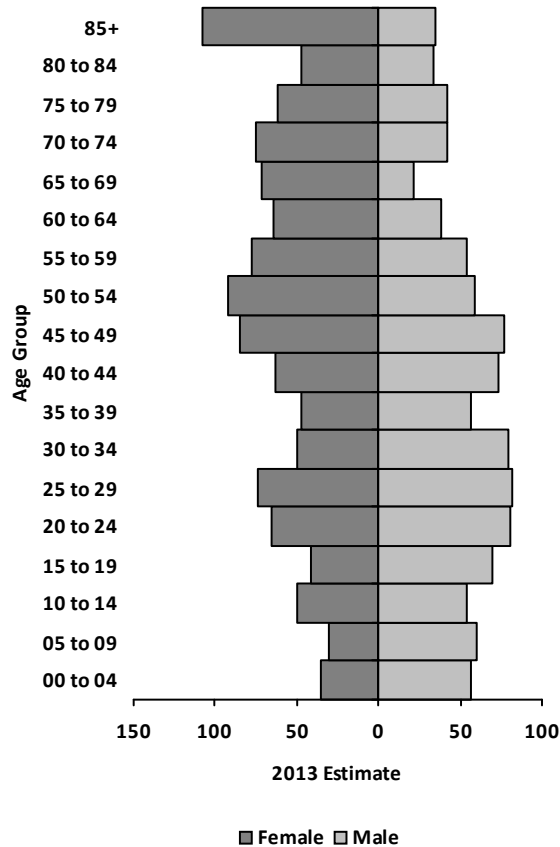
Area 2014	Hectares	Acres
Henry Kelsey Park (N)	11.5	28.5
Henry Kelsey Park North (N)	1.5	3.6
Pierre Radisson Park (D)	1.4	3.6
Riversdale Kiwanis Park (SU)	5.7	14.0
<b>Total park area</b>	<b>20.1</b>	<b>49.7</b>
<b>People per hectare/acre</b>	<b>107.2</b>	<b>43.4</b>

Park type: N-Neighbourhood D-District  
MD-Multi-district SU-Special Use I-Industrial

# Hudson Bay Park ESTIMATES

## Age Group

\* Refer to Appendix B for data table.



## Household Income

	2013 Estimate
Under \$10,000	30
\$10,000 - \$19,999	82
\$20,000 - \$29,999	120
\$30,000 - \$39,999	116
\$40,000 - \$49,999	77
\$50,000 - \$59,999	59
\$60,000 - \$69,999	130
\$70,000 - \$79,999	78
\$80,000 - \$89,999	108
\$90,000 - \$99,999	69
\$100,000 and over	29
<b>Average Household Income \$</b>	<b>64,705</b>
<b>Median Household Income \$</b>	<b>51,112</b>

## Household Structure

	2013 Estimate
One-family households	490
Multiple-family households	12
Non-family households	347
<b>Total households</b>	<b>898</b>
<b>Average household size</b>	<b>2.26</b>
<b>Total lone-parent families</b>	<b>123</b>

## Major Occupation

	2013 Estimate
Art-Culture-Recreation-Sport	5
Business-Finance-Administration	187
Health	67
Management	135
Natural-Applied sciences and related	53
Primary Industry	46
Processing-Manufacturing-Utilities	22
Sale Service	248
Social science-Education-Gov-Religion	103
Trades-Transport-Equip operators and rel.	324

## Education Level

	2013 Estimate
No certificate/diploma/degree	527
High school certificate or equivalent	506
Apprenticeship/trades certificate/diploma	236
College/CEGEP/non-university cert./dipl.	361
University diploma or degree	50

# Hudson Bay Park

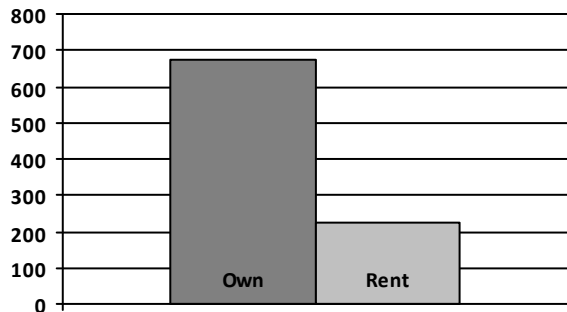
## ESTIMATES

### Dwellings

	2013 Estimate	
One Unit Dwelling	654	
Semi-detached house	18	
Row House	9	
Apartment: Detached Duplex	100	
Apt.: five or more stories	4	
Apt.: less than five stories	113	
Other Single Attached House	0	
Movable Dwelling	0	
<b>Total Dwellings</b>	<b>898</b>	
<b>Neighbourhood Area</b>	<b>127.7</b>	<b>315.4</b>
	hectares	acres
<b>Dwelling Units</b>	<b>7.0</b>	<b>2.8</b>
	per hectare	per acre

### Housing by Tenure

	2013 Estimate	
Owned	676	
Rented	222	



### Housing Affordability

Saskatoon 5.32	2013 Estimate
Hudson Bay Park	4.22

\* 3.0 is considered the "affordability" standard (3 or less is considered affordable; over 3 not as affordable).

### Housing Costs

	2013 Estimate
Average Owner's Major Payments \$	908
Average Gross Rent \$	659

### Labour Force

	2013 Estimate
Total population 15+	1,868
In the labour force	1,204
Employed	1,140
Unemployed	64
<b>Participation Rate %</b>	<b>64.45</b>
<b>Unemployment Rate %</b>	<b>5.32</b>

### Mode of Travel to Work

	2013 Estimate
Car, truck, van, as driver	867
Car, truck, van, as passenger	74
Public Transit	38
Walked	36
Bicycle	0
Motorcycle	0
Taxicab	0
Other Method	62