


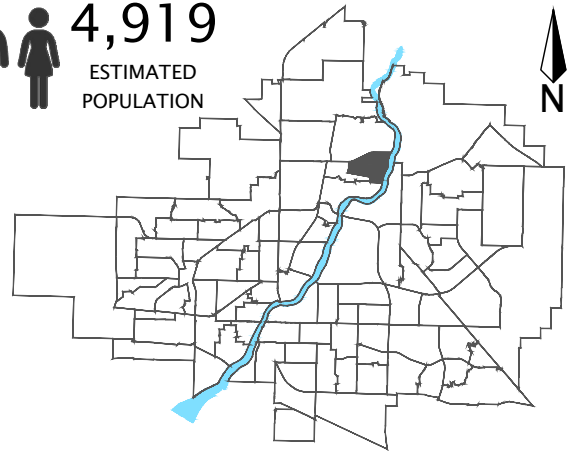
# Lawson Heights

## Community Quick Facts

Homeownership	63.0%*
Average Value of Dwelling	\$364,919*
Average Household Income	\$104,167*
Average Household Size	2.5*
Municipal Ward	5
SDA	Lawson

\*Estimate

 **4,919**  
ESTIMATED  
POPULATION




# Lawson Heights

## Dwellings

	2011 Census	
One Unit Dwelling		985
Semi-detached house		110
Row House		95
Apartment: Detached Duplex		5
Apt.: five or more stories		85
Apt.: less than five stories		565
Other Single Attached House		0
Movable Dwelling		0
<b>Total Dwellings</b>		<b>1,850</b>
<b>Neighbourhood Area</b>	<b>140.0</b>	<b>346.0</b>
	hectares	acres
<b>Dwelling Units</b>	<b>13.2</b>	<b>5.3</b>
	per hectare	per acre

## Housing by Tenure

	2011 NHS
Owned	1,295
Rented	555



## Housing Costs

	2011 NHS
Average Owner's Major Payments \$	1,139
Average Gross Rent \$	1,024

## Housing Affordability

Saskatoon 4.54	2011 NHS
Lawson Heights	4.58

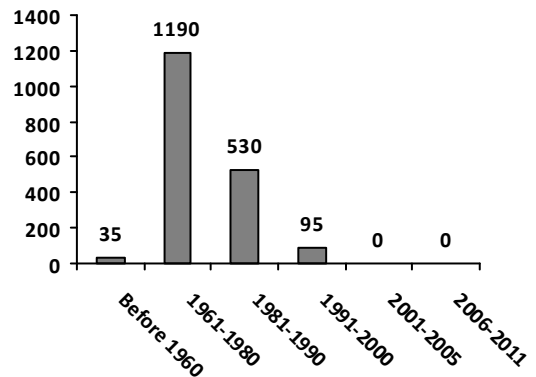
\* 3.0 is considered the "affordability" standard (3 or less is considered affordable; over 3 not as affordable).

## Real Estate Sales

Year 2013	No. of Sales	Avg. Price \$
Condo Townhouse	10	\$322,500
High Rise Apt Condo	9	\$233,556
Low Rise Apt Condo	27	\$233,681
Semi-detached	1	\$398,000
Semi-detached - 2 titles		
Single Family Dwelling	42	\$394,334

## Age of Dwelling

	2011 NHS
Before 1960	35
1961-1980	1,190
1981-1990	530
1991-2000	95
2001-2005	0
2006-2011	0



## Lawson Heights

### Major Occupation

	2011 NHS
Art-Culture-Recreation-Sport	80
Business-Finance-Administration	440
Health	210
Management	375
Natural-Applied sciences and related	255
Primary Industry	25
Processing-Manufacturing-Utilities	70
Sale Service	665
Social science-Education-Gov-Religion	435
Trades-Transport-Equip operators and rel.	390

### Education Level

	2011 NHS
No certificate/diploma/degree	410
High school certificate or equivalent	920
Apprenticeship/trades certificate/diploma	450
College/CEGEP/non-university cert./dipl.	780
University diploma or degree	1,340

### Enrolment

Year	'11	'12	'13
Public Elementary (P-8)	284	250	267
Public High School (9-12)	172	164	147
S.I.A.S.T. - Kelsey Campus	42	85	101
University of Saskatchewan	148	212	224

#### Notes:

- Separate division neighbourhood data not available
- Enrolment data for the U of S and S.I.A.S.T. - Kelsey based on the academic year starting in September
- Data for S.I.A.S.T. - Kelsey does not represent the full academic year; 2011 data for the University of Saskatchewan does not represent full academic year

### Enrolment by School

Year	'11	'12	'13
Lawson Heights School (p)	268	226	236
St. George School (s)	219	223	211

#### Notes:

- (p) - Saskatoon Public School Division
- (s) - Greater Saskatoon Catholic Schools

### Licensed Home-Based Businesses

	2013
Lawson Heights	70

### Labour Force

	2011 NHS
Total population 15+	3,900
In the labour force	2,960
Employed	2,815
Unemployed	145
<b>Participation Rate %</b>	<b>75.90</b>
<b>Unemployment Rate %</b>	<b>4.90</b>

### Mode of Travel to Work

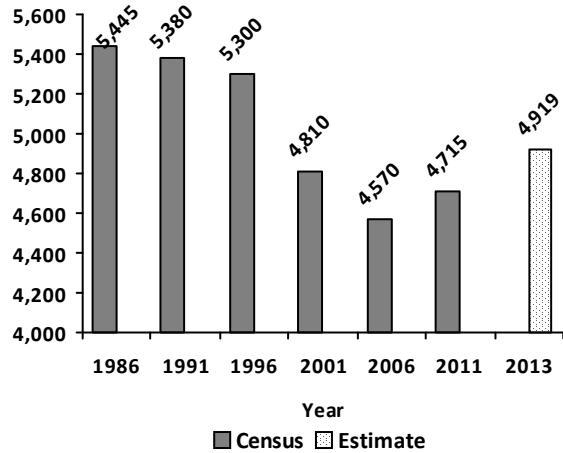
	2011 NHS
Car, truck, van, as driver	2,205
Car, truck, van, as passenger	160
Public Transit	115
Walked	70
Bicycle	45
Other Method	75

### Registered Vehicles

	2013
Lawson Heights	4,701

# Lawson Heights

## Population



## Household Income

2011 NHS

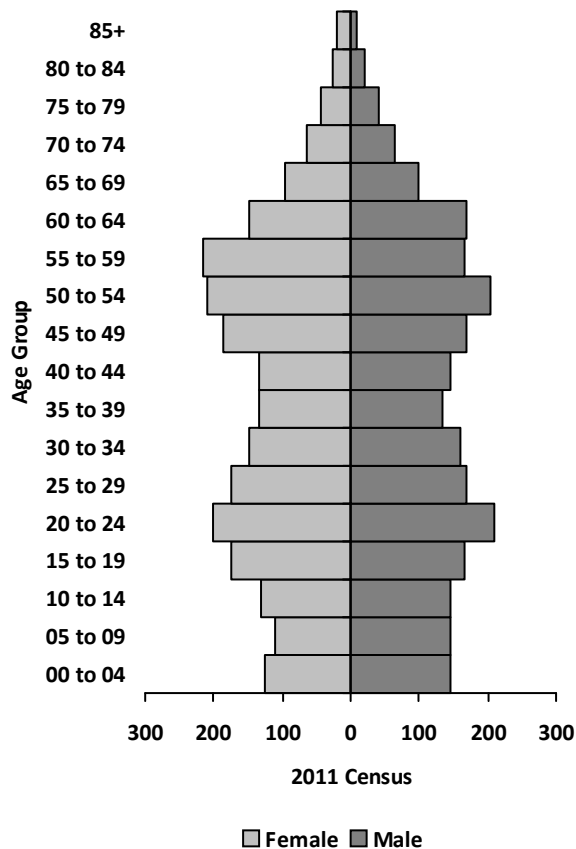
Under \$10,000	40
\$10,000 - \$19,999	20
\$20,000 - \$29,999	80
\$30,000 - \$39,999	145
\$40,000 - \$49,999	165
\$50,000 - \$59,999	160
\$60,000 - \$79,999	295
\$80,000 - \$99,999	220
\$100,000 - \$124,999	240
\$125,000 - \$149,999	90
\$150,000 and over	390

Average Household Income \$ **105,977**

Median Household Income \$ **80,891**

## Age Group

\* Refer to Appendix A for data table.



## Household Structure

2011 Census

One-family households	1,260
Multiple-family households	25
Non-family households	515
<b>Total households</b>	<b>1,850</b>
<b>Average household size</b>	<b>2.5</b>
<b>Total lone-parent families</b>	<b>190</b>

## Mother Tongue

Top 5 Languages 2011 Census

English	3,680
Ukrainian	135
Tagalog (Pilipino, Filipino)	120
Gujarati	95
German	75

## Ethnic Diversity

Saskatoon 0.61 2011 NHS

Lawson Heights 0.8

\* Higher number indicates greater diversity

# Lawson Heights

## Voter Turn-out

		Turn-out %
Civic	2003	55.0
Civic	2006	37.6
Civic	2009	28.8
Civic	2012	28.8
Federal	2006	55.1
Federal	2008	53.7
Federal	2011	55.8
Provincial	2007	67.6
Provincial	2011	48.6

## Park Space

Area 2014	Hectares	Acres
Meewasin Park (SU)	15.4	38.1
Rochdale Park (N)	7.8	19.2
<b>Total park area</b>	<b>23.2</b>	<b>57.3</b>
<b>People per hectare/acre</b>	<b>203.4</b>	<b>82.3</b>

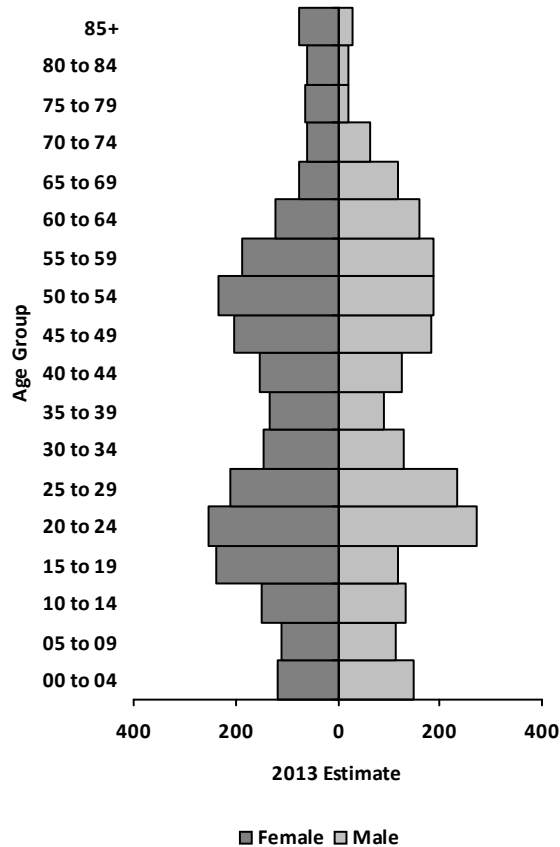
Park type: N-Neighbourhood D-District  
MD-Multi-district SU-Special Use I-Industrial

# Lawson Heights

## ESTIMATES

### Age Group

\* Refer to Appendix B for data table.



### Household Income

	2013 Estimate
Under \$10,000	34
\$10,000 - \$19,999	70
\$20,000 - \$29,999	114
\$30,000 - \$39,999	129
\$40,000 - \$49,999	155
\$50,000 - \$59,999	185
\$60,000 - \$69,999	294
\$70,000 - \$79,999	196
\$80,000 - \$89,999	218
\$90,000 - \$99,999	153
\$100,000 and over	384
<b>Average Household Income \$</b>	<b>104,167</b>
<b>Median Household Income \$</b>	<b>83,799</b>

### Household Structure

	2013 Estimate
One-family households	1,299
Multiple-family households	11
Non-family households	565
<b>Total households</b>	<b>1,932</b>
<b>Average household size</b>	<b>2.54</b>
<b>Total lone-parent families</b>	<b>219</b>

### Major Occupation

	2013 Estimate
Art-Culture-Recreation-Sport	93
Business-Finance-Administration	482
Health	212
Management	351
Natural-Applied sciences and related	234
Primary Industry	17
Processing-Manufacturing-Utilities	57
Sale Service	765
Social science-Education-Gov-Religion	483
Trades-Transport-Equip operators and rel.	411

### Education Level

	2013 Estimate
No certificate/diploma/degree	707
High school certificate or equivalent	1,147
Apprenticeship/trades certificate/diploma	476
College/CEGEP/non-university cert./dipl.	717
University diploma or degree	182

# Lawson Heights

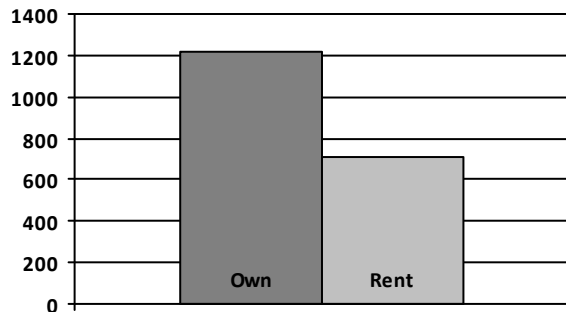
## ESTIMATES

### Dwellings

	2013 Estimate	
One Unit Dwelling		1,056
Semi-detached house		115
Row House		21
Apartment: Detached Duplex		7
Apt.: five or more stories		104
Apt.: less than five stories		626
Other Single Attached House		0
Movable Dwelling		3
<b>Total Dwellings</b>		<b>1,932</b>
<b>Neighbourhood Area</b>	<b>140.0</b>	<b>346.0</b>
	hectares	acres
<b>Dwelling Units</b>	<b>13.8</b>	<b>5.6</b>
	per hectare	per acre

### Housing by Tenure

	2013 Estimate	
Owned		1,218
Rented		714



### Housing Affordability

Saskatoon 5.32	2013 Estimate
Lawson Heights	5.12

\* 3.0 is considered the "affordability" standard (3 or less is considered affordable; over 3 not as affordable).

### Housing Costs

	2013 Estimate
Average Owner's Major Payments \$	1,148
Average Gross Rent \$	744

### Labour Force

	2013 Estimate
Total population 15+	4,149
In the labour force	3,125
Employed	3,020
Unemployed	105
<b>Participation Rate %</b>	<b>75.32</b>
<b>Unemployment Rate %</b>	<b>3.36</b>

### Mode of Travel to Work

	2013 Estimate
Car, truck, van, as driver	2,404
Car, truck, van, as passenger	192
Public Transit	94
Walked	80
Bicycle	44
Motorcycle	0
Taxicab	0
Other Method	70