


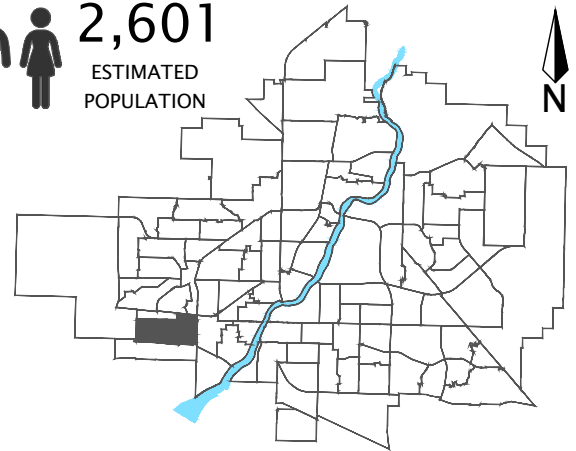
Montgomery Place

Community Quick Facts

Homeownership	95.2%*
Average Value of Dwelling	\$389,805*
Average Household Income	\$108,044*
Average Household Size	2.9*
Municipal Ward	2
SDA	Confederation

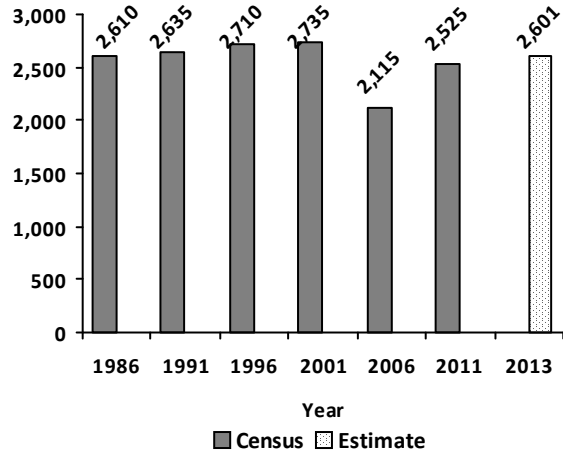
*Estimate

 **2,601**
ESTIMATED
POPULATION



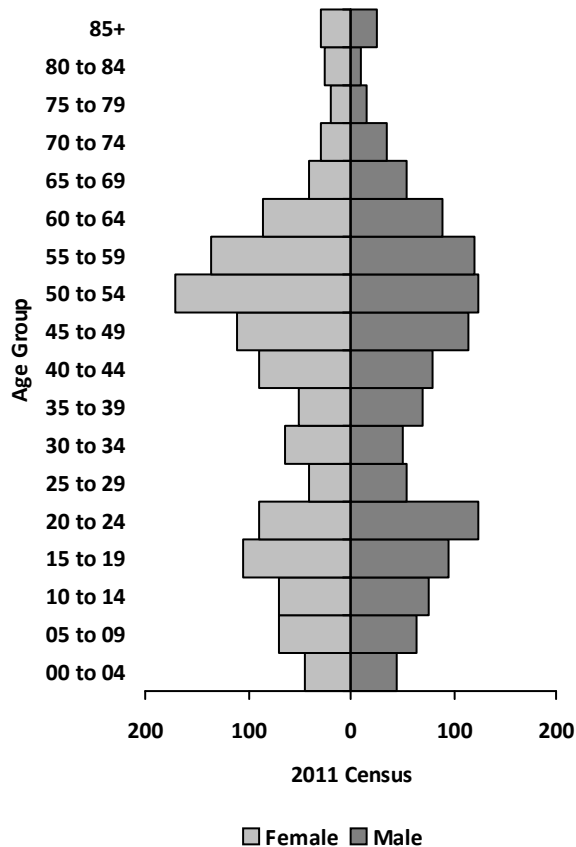
Montgomery Place

Population



Age Group

* Refer to Appendix A for data table.



Household Income

2011 NHS

Under \$10,000	0
\$10,000 - \$19,999	0
\$20,000 - \$29,999	45
\$30,000 - \$39,999	30
\$40,000 - \$49,999	30
\$50,000 - \$59,999	70
\$60,000 - \$79,999	145
\$80,000 - \$99,999	165
\$100,000 - \$124,999	145
\$125,000 - \$149,999	105
\$150,000 and over	145

Average Household Income \$ 102,865

Median Household Income \$ 95,350

Household Structure

2011 Census

One-family households	695
Multiple-family households	15
Non-family households	145
Total households	895
Average household size	2.8
Total lone-parent families	95

Mother Tongue

Top 5 Languages 2011 Census

English	2,260
Ukrainian	65
Spanish	25
German	25
French	25

Ethnic Diversity

Saskatoon 0.61 2011 NHS

Montgomery Place 0.2

* Higher number indicates greater diversity

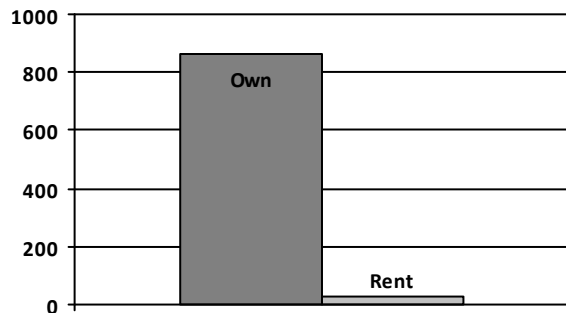
Montgomery Place

Dwellings

	2011 Census	
One Unit Dwelling		860
Semi-detached house		20
Row House		0
Apartment: Detached Duplex		15
Apt.: five or more stories		0
Apt.: less than five stories		0
Other Single Attached House		0
Movable Dwelling		0
Total Dwellings		895
Neighbourhood Area	252.5	624.1
	hectares	acres
Dwelling Units	3.5	1.4
	per hectare	per acre

Housing by Tenure

	2011 NHS
Owned	865
Rented	25



Housing Costs

	2011 NHS
Average Owner's Major Payments \$	1,039
Average Gross Rent \$	1,337

Housing Affordability

Saskatoon 4.54	2011 NHS
Montgomery Place	5.88

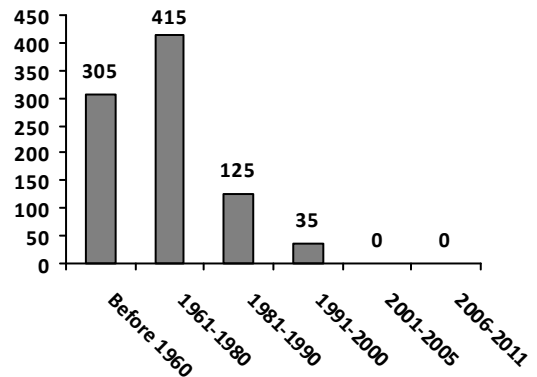
* 3.0 is considered the "affordability" standard (3 or less is considered affordable; over 3 not as affordable).

Real Estate Sales

Year 2013	No. of Sales	Avg. Price \$
Condo Townhouse		
High Rise Apt Condo		
Low Rise Apt Condo		
Semi-detached		
Semi-detached - 2 titles		
Single Family Dwelling	34	\$394,874

Age of Dwelling

	2011 NHS
Before 1960	305
1961-1980	415
1981-1990	125
1991-2000	35
2001-2005	0
2006-2011	0



Montgomery Place

Major Occupation

	2011 NHS
Art-Culture-Recreation-Sport	15
Business-Finance-Administration	245
Health	135
Management	130
Natural-Applied sciences and related	110
Primary Industry	30
Processing-Manufacturing-Utilities	40
Sale Service	255
Social science-Education-Gov-Religion	245
Trades-Transport-Equip operators and rel.	335

Education Level

	2011 NHS
No certificate/diploma/degree	340
High school certificate or equivalent	555
Apprenticeship/trades certificate/diploma	340
College/CEGEP/non-university cert./dipl.	330
University diploma or degree	570

Enrolment

Year	'11	'12	'13
Public Elementary (P-8)	119	126	145
Public High School (9-12)	82	69	87
S.I.A.S.T. - Kelsey Campus	12	33	37
University of Saskatchewan	94	115	114

Notes:

- Separate division neighbourhood data not available
- Enrolment data for the U of S and S.I.A.S.T. - Kelsey based on the academic year starting in September
- Data for S.I.A.S.T. - Kelsey does not represent the full academic year; 2011 data for the University of Saskatchewan does not represent full academic year

Enrolment by School

Year	'11	'12	'13
Montgomery School (p)	214	224	250
St. Dominic School (s)	194	179	172

Notes:

- (p) - Saskatoon Public School Division
- (s) - Greater Saskatoon Catholic Schools

Licensed Home-Based Businesses

	2013
Montgomery Place	90

Labour Force

	2011 NHS
Total population 15+	2,135
In the labour force	1,560
Employed	1,475
Unemployed	85
Participation Rate %	73.10
Unemployment Rate %	5.40

Mode of Travel to Work

	2011 NHS
Car, truck, van, as driver	1,220
Car, truck, van, as passenger	40
Public Transit	40
Walked	20
Bicycle	30
Other Method	40

Registered Vehicles

	2013
Montgomery Place	3,649

Montgomery Place

Voter Turn-out

		Turn-out %
Civic	2003	58.7
Civic	2006	43.8
Civic	2009	35.7
Civic	2012	41.7
Federal	2006	62.8
Federal	2008	60.1
Federal	2011	62.2
Provincial	2007	74.8
Provincial	2011	61.6

Park Space

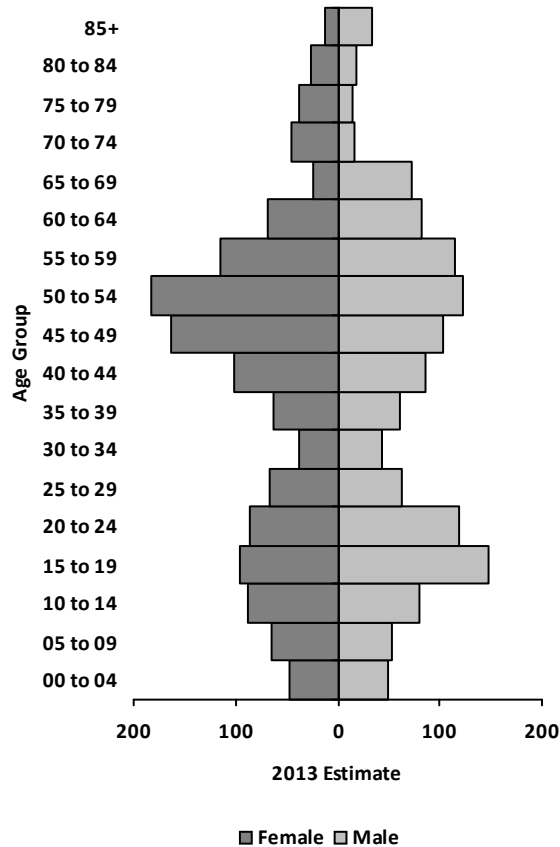
Area 2014	Hectares	Acres
Gougeon Park (N)	0.9	2.3
Lt. Col. D. Walker Park (N)	0.8	1.9
Lt. Gen. G.G. Simonds Park (N)	1.1	2.8
Montgomery Park (N)	3.4	8.3
Total park area	6.2	15.3
People per hectare/acre	408.6	165.4

Park type: N-Neighbourhood D-District
 MD-Multi-district SU-Special Use I-Industrial

Montgomery Place ESTIMATES

Age Group

* Refer to Appendix B for data table.



Household Income

	2013 Estimate
Under \$10,000	1
\$10,000 - \$19,999	4
\$20,000 - \$29,999	35
\$30,000 - \$39,999	41
\$40,000 - \$49,999	40
\$50,000 - \$59,999	72
\$60,000 - \$69,999	134
\$70,000 - \$79,999	125
\$80,000 - \$89,999	135
\$90,000 - \$99,999	109
\$100,000 and over	207
Average Household Income \$	108,044
Median Household Income \$	87,926

Household Structure

	2013 Estimate
One-family households	718
Multiple-family households	0
Non-family households	123
Total households	903
Average household size	2.88
Total lone-parent families	89

Major Occupation

	2013 Estimate
Art-Culture-Recreation-Sport	0
Business-Finance-Administration	307
Health	120
Management	213
Natural-Applied sciences and related	104
Primary Industry	27
Processing-Manufacturing-Utilities	11
Sale Service	417
Social science-Education-Gov-Religion	183
Trades-Transport-Equip operators and rel.	370

Education Level

	2013 Estimate
No certificate/diploma/degree	494
High school certificate or equivalent	651
Apprenticeship/trades certificate/diploma	355
College/CEGEP/non-university cert./dipl.	357
University diploma or degree	54

Montgomery Place

ESTIMATES

Dwellings

	2013 Estimate	
One Unit Dwelling	856	
Semi-detached house	10	
Row House	3	
Apartment: Detached Duplex	15	
Apt.: five or more stories	0	
Apt.: less than five stories	17	
Other Single Attached House	2	
Movable Dwelling	0	
Total Dwellings	903	
Neighbourhood Area	252.5	624.1
	hectares	acres
Dwelling Units	3.6	1.4
	per hectare	per acre

Housing by Tenure

	2013 Estimate	
Owned	860	
Rented	43	



Housing Affordability

Saskatoon 5.32	2013 Estimate
Montgomery Place	5.81
* 3.0 is considered the "affordability" standard (3 or less is considered affordable; over 3 not as affordable).	

Housing Costs

	2013 Estimate
Average Owner's Major Payments \$	1,220
Average Gross Rent \$	487

Labour Force

	2013 Estimate
Total population 15+	2,218
In the labour force	1,755
Employed	1,714
Unemployed	41
Participation Rate %	79.13
Unemployment Rate %	2.34

Mode of Travel to Work

	2013 Estimate
Car, truck, van, as driver	1,421
Car, truck, van, as passenger	69
Public Transit	31
Walked	30
Bicycle	19
Motorcycle	0
Taxicab	0
Other Method	36