


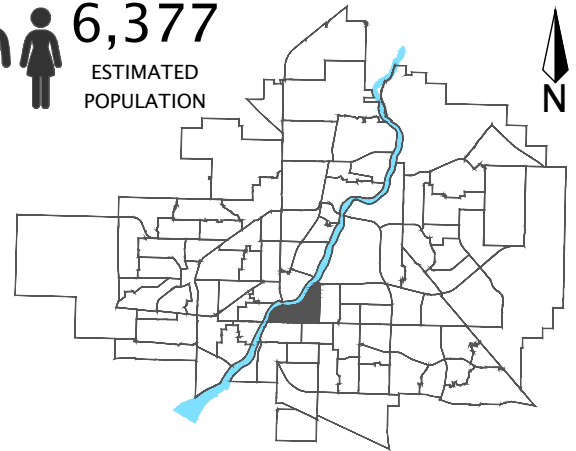
Nutana

Community Quick Facts

Homeownership	50.8%*
Average Value of Dwelling	\$422,972*
Average Household Income	\$83,810*
Average Household Size	1.9*
Municipal Ward	6
SDA	Core Neighbourhood

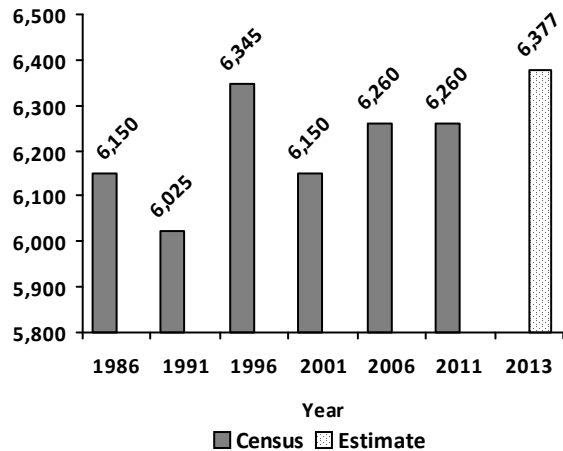
*Estimate

 **6,377**
ESTIMATED
POPULATION



Nutana

Population



Household Income

2011 NHS

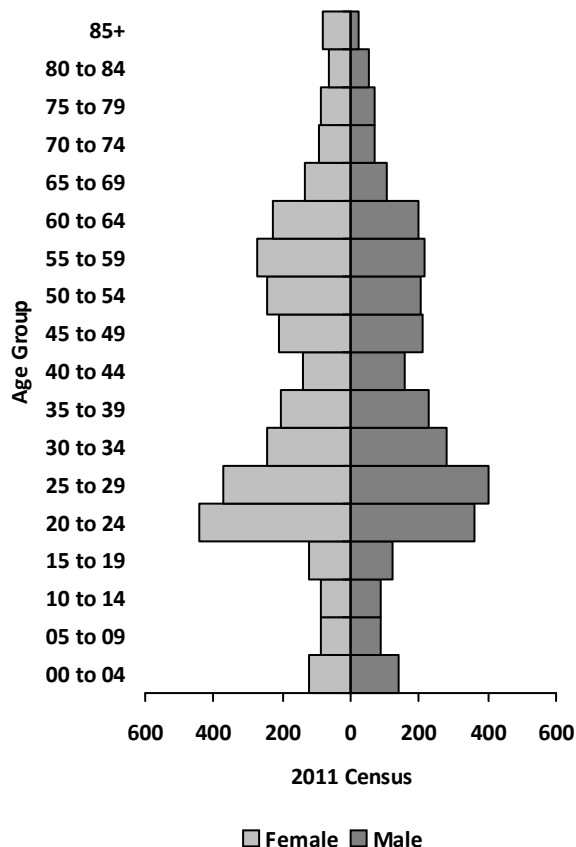
Under \$10,000	245
\$10,000 - \$19,999	205
\$20,000 - \$29,999	255
\$30,000 - \$39,999	230
\$40,000 - \$49,999	305
\$50,000 - \$59,999	230
\$60,000 - \$79,999	540
\$80,000 - \$99,999	405
\$100,000 - \$124,999	310
\$125,000 - \$149,999	185
\$150,000 and over	390

Average Household Income \$ 83,739

Median Household Income \$ 65,584

Age Group

* Refer to Appendix A for data table.



Household Structure

2011 Census

One-family households	1,385
Multiple-family households	5
Non-family households	1,835
Total households	3,300
Average household size	1.9
Total lone-parent families	170

Mother Tongue

Top 5 Languages 2011 Census

English	5,325
French	115
German	105
Ukrainian	75
Chinese, n.o.s.	55

Ethnic Diversity

Saskatoon 0.61 2011 NHS

Nutana 0.6

* Higher number indicates greater diversity

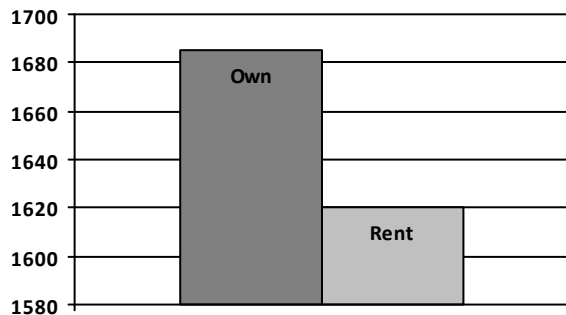
Nutana

Dwellings

	2011 Census	
One Unit Dwelling		1,190
Semi-detached house		5
Row House		40
Apartment: Detached Duplex		205
Apt.: five or more stories		525
Apt.: less than five stories		1,320
Other Single Attached House		5
Movable Dwelling		0
Total Dwellings		3,300
Neighbourhood Area	182.3	450.6
	hectares	acres
Dwelling Units	18.1	7.3
	per hectare	per acre

Housing by Tenure

	2011 NHS
Owned	1,685
Rented	1,620



Housing Costs

	2011 NHS
Average Owner's Major Payments \$	1,184
Average Gross Rent \$	956

Housing Affordability

Saskatoon 4.54	2011 NHS
Nutana	4.65

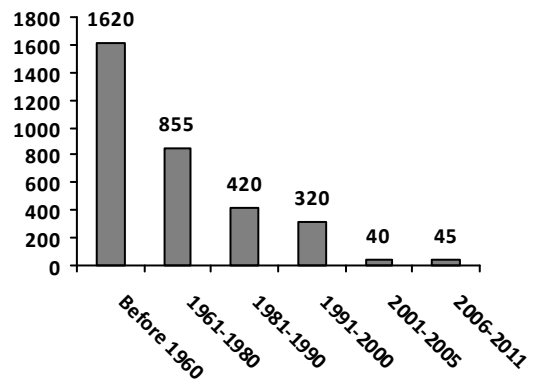
* 3.0 is considered the "affordability" standard (3 or less is considered affordable; over 3 not as affordable).

Real Estate Sales

Year 2013	No. of Sales	Avg. Price \$
Condo Townhouse	7	\$465,843
High Rise Apt Condo	21	\$408,089
Low Rise Apt Condo	68	\$276,054
Semi-detached		
Semi-detached - 2 titles		
Single Family Dwelling	71	\$544,965

Age of Dwelling

	2011 NHS
Before 1960	1,620
1961-1980	855
1981-1990	420
1991-2000	320
2001-2005	40
2006-2011	45



Nutana

Major Occupation

	2011 NHS
Art-Culture-Recreation-Sport	175
Business-Finance-Administration	590
Health	430
Management	400
Natural-Applied sciences and related	340
Primary Industry	0
Processing-Manufacturing-Utilities	50
Sale Service	900
Social science-Education-Gov-Religion	810
Trades-Transport-Equip operators and rel.	440

Education Level

	2011 NHS
No certificate/diploma/degree	335
High school certificate or equivalent	1,285
Apprenticeship/trades certificate/diploma	330
College/CEGEP/non-university cert./dipl.	775
University diploma or degree	2,805

Enrolment

Year	'11	'12	'13
Public Elementary (P-8)	245	271	294
Public High School (9-12)	156	127	141
S.I.A.S.T. - Kelsey Campus	25	94	77
University of Saskatchewan	328	569	535

Notes:

- Separate division neighbourhood data not available
- Enrolment data for the U of S and S.I.A.S.T. - Kelsey based on the academic year starting in September
- Data for S.I.A.S.T. - Kelsey does not represent the full academic year; 2011 data for the University of Saskatchewan does not represent full academic year

Enrolment by School

Year	'11	'12	'13
Nutana Collegiate (p)	632	369	489
Oskāyak High School (s)	195	259	296
Victoria School (p)	304	369	411

Notes:

- (p) - Saskatoon Public School Division
- (s) - Greater Saskatoon Catholic Schools

Licensed Home-Based Businesses

	2013
Nutana	119

Labour Force

	2011 NHS
Total population 15+	5,530
In the labour force	4,200
Employed	3,975
Unemployed	225
Participation Rate %	75.90
Unemployment Rate %	5.40

Mode of Travel to Work

	2011 NHS
Car, truck, van, as driver	2,405
Car, truck, van, as passenger	235
Public Transit	180
Walked	625
Bicycle	305
Other Method	45

Registered Vehicles

	2013
Nutana	5,234

Nutana

Voter Turn-out

		Turn-out %
Civic	2003	48.6
Civic	2006	42.1
Civic	2009	30.9
Civic	2012	37.8
Federal	2006	58.7
Federal	2008	55.9
Federal	2011	55.9
Provincial	2007	73.9
Provincial	2011	47.1

Park Space

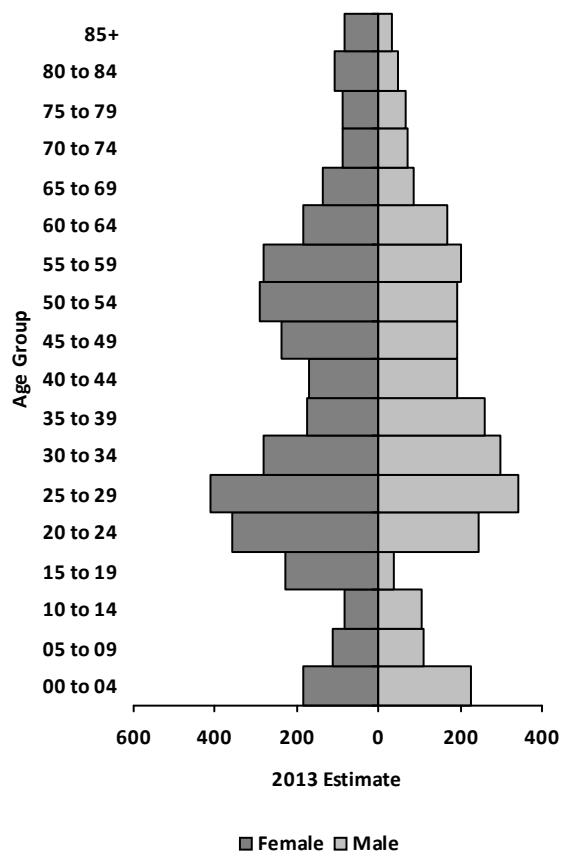
Area 2014	Hectares	Acres
Albert Rec. Unit (N)	0.3	0.8
Chief Darcy Bear Park (N)	0.5	1.1
Cosmopolitan Park (SU)	11.0	27.1
Graham Park (N)	0.6	1.6
Idylwyld Park (N)	0.4	1.0
Marr Garden (SU)	0.0	0.1
Massey Park (N)	0.7	1.7
Poplar Crescent Park (N)	0.1	0.3
Rotary Park (SU)	4.2	10.4
Total park area	17.8	44.0
People per hectare/acre	351.2	142.1

Park type: N-Neighbourhood D-District
MD-Multi-district SU-Special Use I-Industrial

Nutana ESTIMATES

Age Group

* Refer to Appendix B for data table.



Household Income

	2013 Estimate
Under \$10,000	235
\$10,000 - \$19,999	251
\$20,000 - \$29,999	310
\$30,000 - \$39,999	322
\$40,000 - \$49,999	297
\$50,000 - \$59,999	240
\$60,000 - \$69,999	427
\$70,000 - \$79,999	357
\$80,000 - \$89,999	320
\$90,000 - \$99,999	240
\$100,000 and over	401
Average Household Income \$	83,810
Median Household Income \$	60,456

Household Structure

	2013 Estimate
One-family households	1,447
Multiple-family households	10
Non-family households	1,874
Total households	3,400
Average household size	1.88
Total lone-parent families	255

Major Occupation

	2013 Estimate
Art-Culture-Recreation-Sport	186
Business-Finance-Administration	595
Health	526
Management	420
Natural-Applied sciences and related	321
Primary Industry	24
Processing-Manufacturing-Utilities	28
Sale Service	855
Social science-Education-Gov-Religion	916
Trades-Transport-Equip operators and rel.	427

Education Level

	2013 Estimate
No certificate/diploma/degree	502
High school certificate or equivalent	1,542
Apprenticeship/trades certificate/diploma	323
College/CEGEP/non-university cert./dipl.	878
University diploma or degree	240

Nutana ESTIMATES

Dwellings

	2013 Estimate	
One Unit Dwelling	1,232	
Semi-detached house	15	
Row House	36	
Apartment: Detached Duplex	245	
Apt.: five or more stories	527	
Apt.: less than five stories	1,344	
Other Single Attached House	1	
Movable Dwelling	0	
Total Dwellings	3,400	
Neighbourhood Area	182.3	450.6
	hectares	acres
Dwelling Units	18.6	7.5
	per hectare	per acre

Housing by Tenure

	2013 Estimate	
Owned	1,728	
Rented	1,672	



Housing Affordability

Saskatoon 5.32	2013 Estimate
Nutana	5.06

* 3.0 is considered the "affordability" standard (3 or less is considered affordable; over 3 not as affordable).

Housing Costs

	2013 Estimate
Average Owner's Major Payments \$	1,131
Average Gross Rent \$	893

Labour Force

	2013 Estimate
Total population 15+	5,564
In the labour force	4,326
Employed	4,150
Unemployed	176
Participation Rate %	77.75
Unemployment Rate %	4.07

Mode of Travel to Work

	2013 Estimate
Car, truck, van, as driver	2,544
Car, truck, van, as passenger	214
Public Transit	179
Walked	680
Bicycle	258
Motorcycle	0
Taxicab	0
Other Method	69