

Pleasant Hill

Community Quick Facts

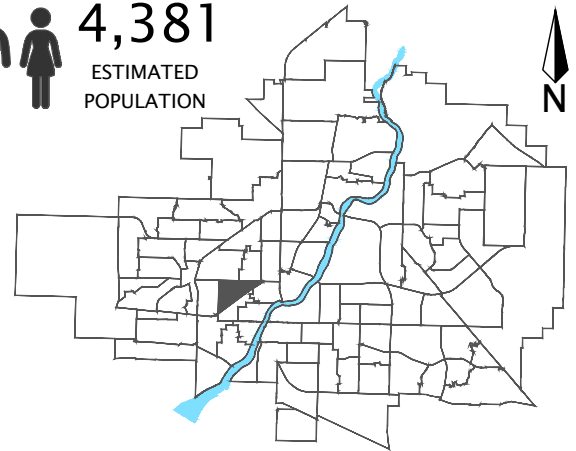
Homeownership	28.1%*
Average Value of Dwelling	\$180,170*
Average Household Income	\$36,051*
Average Household Size	2.3*
Municipal Ward	2
SDA	Core Neighbourhood

*Estimate



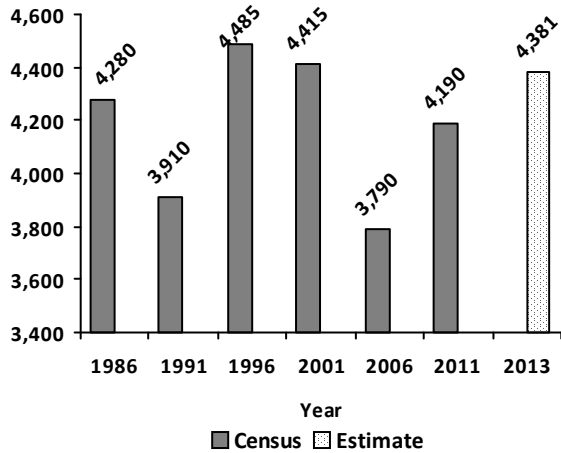
4,381

ESTIMATED
POPULATION



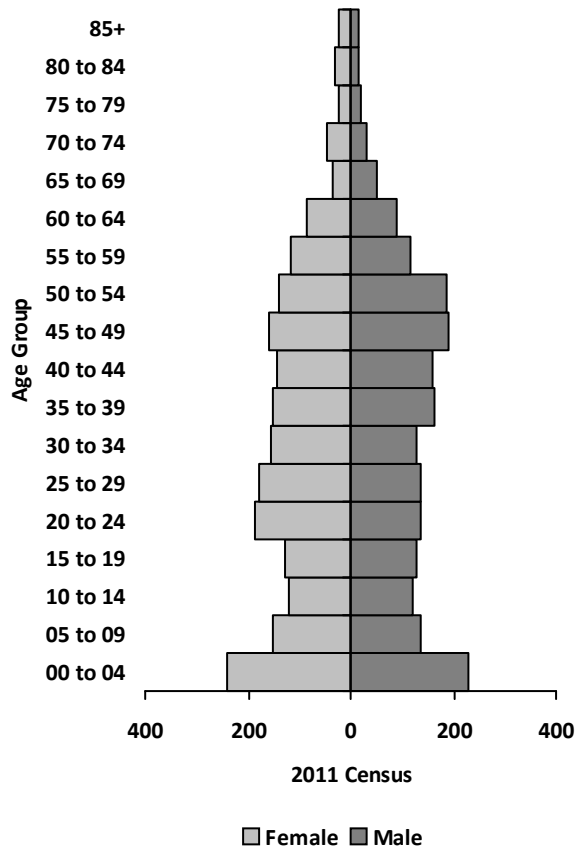
Pleasant Hill

Population



Age Group

* Refer to Appendix A for data table.



Household Income

2011 NHS

Under \$10,000	225
\$10,000 - \$19,999	550
\$20,000 - \$29,999	230
\$30,000 - \$39,999	170
\$40,000 - \$49,999	75
\$50,000 - \$59,999	170
\$60,000 - \$79,999	140
\$80,000 - \$99,999	90
\$100,000 - \$124,999	45
\$125,000 - \$149,999	60
\$150,000 and over	0

Average Household Income \$ **40,295**

Median Household Income \$ **25,041**

Household Structure

2011 Census

One-family households	810
Multiple-family households	50
Non-family households	845
Total households	1,815
Average household size	2.3
Total lone-parent families	470

Mother Tongue

Top 5 Languages 2011 Census

English	3,130
Cree, n.o.s.	195
Ukrainian	95
Tagalog (Pilipino, Filipino)	90
Bengali	60

Ethnic Diversity

Saskatoon 0.61 2011 NHS

Pleasant Hill 1.5

* Higher number indicates greater diversity

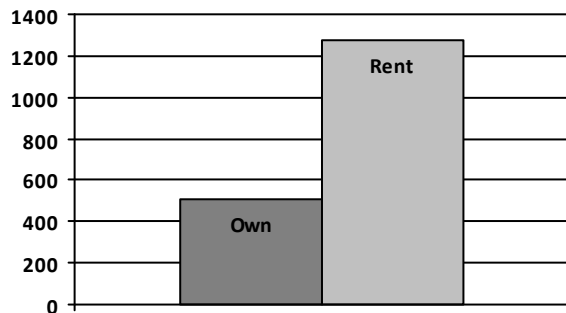
Pleasant Hill

Dwellings

	2011 Census	
One Unit Dwelling		715
Semi-detached house		30
Row House		25
Apartment: Detached Duplex		125
Apt.: five or more stories		90
Apt.: less than five stories		840
Other Single Attached House		5
Movable Dwelling		0
Total Dwellings		1,820
Neighbourhood Area	116.6	288.1
	hectares	acres
Dwelling Units	15.6	6.3
	per hectare	per acre

Housing by Tenure

	2011 NHS
Owned	510
Rented	1,280



Housing Costs

	2011 NHS
Average Owner's Major Payments \$	855
Average Gross Rent \$	754

Housing Affordability

Saskatoon 4.54	2011 NHS
Pleasant Hill	2.35

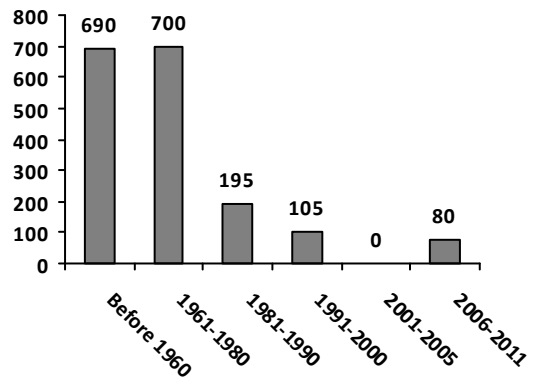
* 3.0 is considered the "affordability" standard (3 or less is considered affordable; over 3 not as affordable).

Real Estate Sales

Year 2013	No. of Sales	Avg. Price \$
Condo Townhouse		
High Rise Apt Condo		
Low Rise Apt Condo	1	\$241,034
Semi-detached	1	\$192,300
Semi-detached - 2 titles	4	\$247,125
Single Family Dwelling	64	\$173,463

Age of Dwelling

	2011 NHS
Before 1960	690
1961-1980	700
1981-1990	195
1991-2000	105
2001-2005	0
2006-2011	80



Pleasant Hill

Major Occupation

	2011 NHS
Art-Culture-Recreation-Sport	45
Business-Finance-Administration	210
Health	55
Management	30
Natural-Applied sciences and related	75
Primary Industry	0
Processing-Manufacturing-Utilities	105
Sale Service	590
Social science-Education-Gov-Religion	110
Trades-Transport-Equip operators and rel.	390

Education Level

	2011 NHS
No certificate/diploma/degree	1,210
High school certificate or equivalent	895
Apprenticeship/trades certificate/diploma	350
College/CEGEP/non-university cert./dipl.	315
University diploma or degree	315

Enrolment

Year	'11	'12	'13
Public Elementary (P-8)	295	301	357
Public High School (9-12)	153	135	173
S.I.A.S.T. - Kelsey Campus	55	103	128
University of Saskatchewan	24	61	59

Notes:

- Separate division neighbourhood data not available
- Enrolment data for the U of S and S.I.A.S.T. - Kelsey based on the academic year starting in September
- Data for S.I.A.S.T. - Kelsey does not represent the full academic year; 2011 data for the University of Saskatchewan does not represent full academic year

Enrolment by School

Year	'11	'12	'13
Pleasant Hill School (p)	185	152	176
St. Mary School (s)	259	353	358

Notes:

- (p) - Saskatoon Public School Division
- (s) - Greater Saskatoon Catholic Schools

Licensed Home-Based Businesses

	2013
Pleasant Hill	42

Labour Force

	2011 NHS
Total population 15+	3,100
In the labour force	1,675
Employed	1,525
Unemployed	145
Participation Rate %	54.00
Unemployment Rate %	8.70

Mode of Travel to Work

	2011 NHS
Car, truck, van, as driver	925
Car, truck, van, as passenger	105
Public Transit	120
Walked	205
Bicycle	0
Other Method	0

Registered Vehicles

	2013
Pleasant Hill	2,360

Pleasant Hill

Voter Turn-out

		Turn-out %
Civic	2003	24.6
Civic	2006	13.0
Civic	2009	11.5
Civic	2012	9.9
Federal	2006	36.8
Federal	2008	31.6
Federal	2011	37.2
Provincial	2007	60.4
Provincial	2011	49.5

Park Space

Area 2014	Hectares	Acres
D.L. Hamilton Park (N)	0.6	1.4
Fred Mendel Park (N)	5.2	12.9
Grace Adam Metaweninihk Park (N)	1.8	4.6
Pleasant Hill Park (N)	1.2	2.9
Steve Patola Park (N)	0.4	0.9
Total park area	9.2	22.7
People per hectare/acre	456.8	184.9

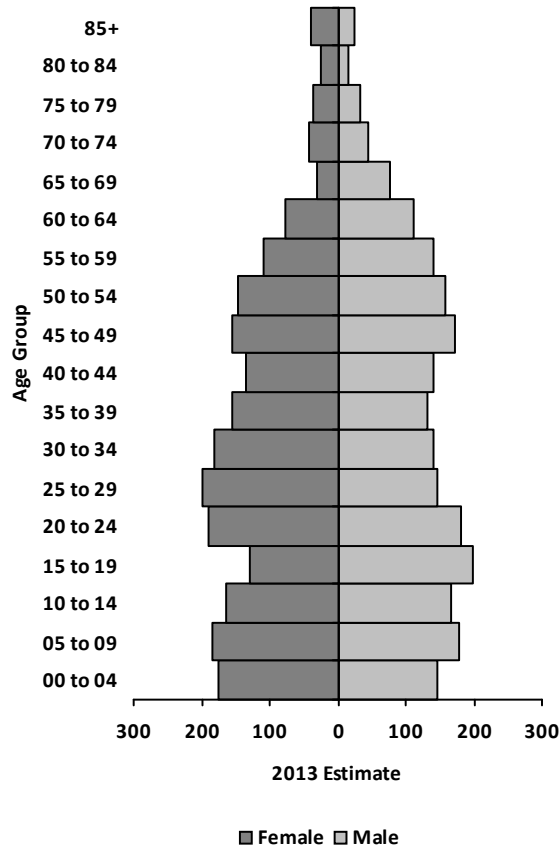
Park type: N-Neighbourhood D-District
MD-Multi-district SU-Special Use I-Industrial

Pleasant Hill

ESTIMATES

Age Group

* Refer to Appendix B for data table.



Household Income

	2013 Estimate
Under \$10,000	444
\$10,000 - \$19,999	381
\$20,000 - \$29,999	229
\$30,000 - \$39,999	189
\$40,000 - \$49,999	189
\$50,000 - \$59,999	116
\$60,000 - \$69,999	163
\$70,000 - \$79,999	91
\$80,000 - \$89,999	89
\$90,000 - \$99,999	24
\$100,000 and over	4
Average Household Income \$	36,051
Median Household Income \$	27,107

Household Structure

	2013 Estimate
One-family households	853
Multiple-family households	22
Non-family households	901
Total households	1,919
Average household size	2.28
Total lone-parent families	493

Major Occupation

	2013 Estimate
Art-Culture-Recreation-Sport	20
Business-Finance-Administration	230
Health	35
Management	59
Natural-Applied sciences and related	29
Primary Industry	51
Processing-Manufacturing-Utilities	139
Sale Service	674
Social science-Education-Gov-Religion	54
Trades-Transport-Equip operators and rel.	513

Education Level

	2013 Estimate
No certificate/diploma/degree	1,645
High school certificate or equivalent	898
Apprenticeship/trades certificate/diploma	330
College/CEGEP/non-university cert./dipl.	341
University diploma or degree	45

Pleasant Hill

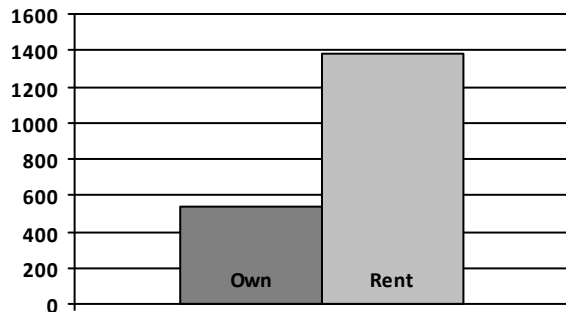
ESTIMATES

Dwellings

	2013 Estimate	
One Unit Dwelling	755	
Semi-detached house	23	
Row House	37	
Apartment: Detached Duplex	135	
Apt.: five or more stories	94	
Apt.: less than five stories	873	
Other Single Attached House	2	
Movable Dwelling	0	
Total Dwellings	1,919	
Neighbourhood Area	116.6	288.1
	hectares	acres
Dwelling Units	16.5	6.7
	per hectare	per acre

Housing by Tenure

	2013 Estimate	
Owned	540	
Rented	1,379	



Housing Affordability

Saskatoon 5.32	2013 Estimate
Pleasant Hill	2.76

* 3.0 is considered the "affordability" standard (3 or less is considered affordable; over 3 not as affordable).

Housing Costs

	2013 Estimate
Average Owner's Major Payments \$	835
Average Gross Rent \$	781

Labour Force

	2013 Estimate
Total population 15+	3,368
In the labour force	1,898
Employed	1,768
Unemployed	130
Participation Rate %	56.35
Unemployment Rate %	6.85

Mode of Travel to Work

	2013 Estimate
Car, truck, van, as driver	1,105
Car, truck, van, as passenger	172
Public Transit	218
Walked	162
Bicycle	14
Motorcycle	0
Taxicab	0
Other Method	33