

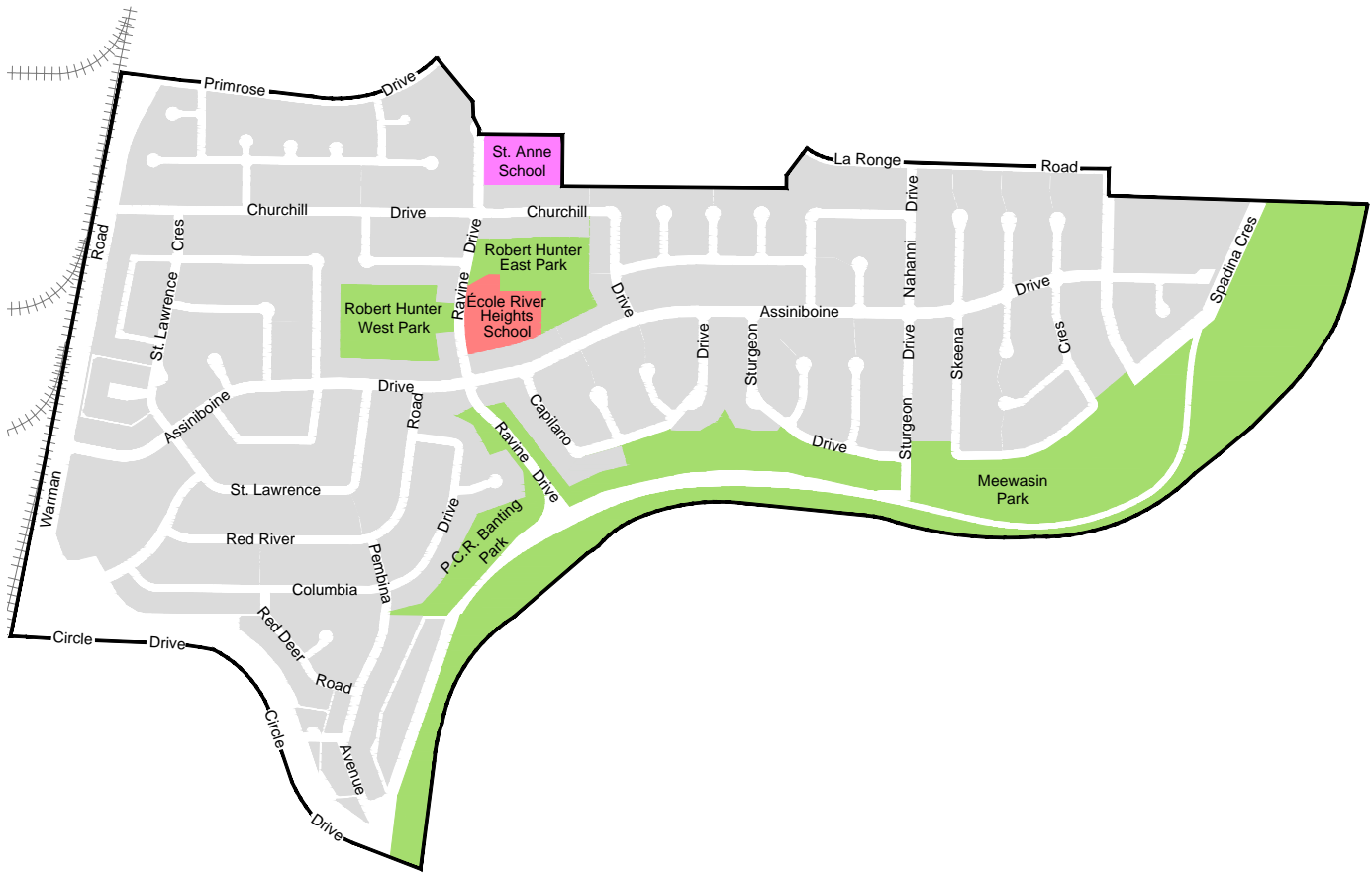
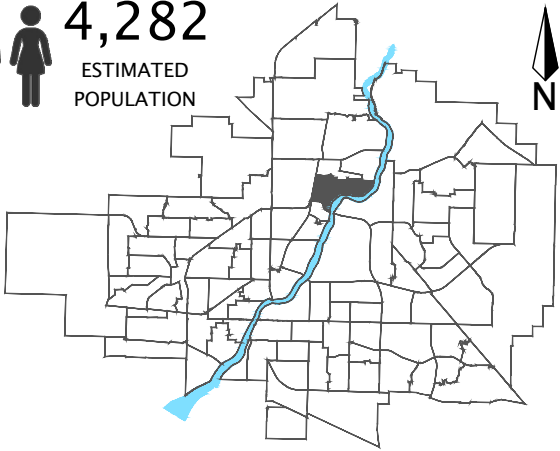
River Heights

Community Quick Facts

Homeownership	83.4%*
Average Value of Dwelling	\$387,825*
Average Household Income	\$104,233*
Average Household Size	2.5*
Municipal Ward	5
SDA	Lawson

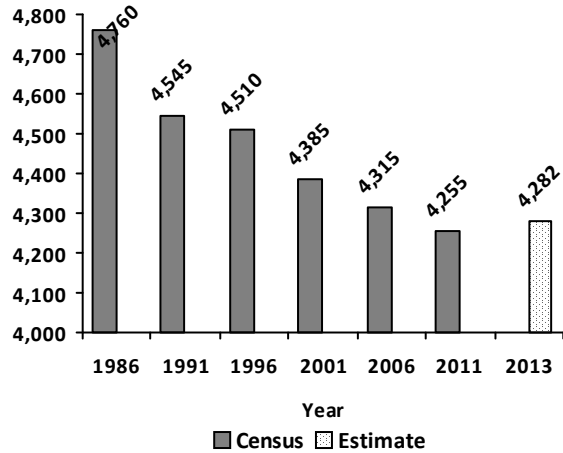
*Estimate

 4,282
ESTIMATED POPULATION



River Heights

Population



Household Income

2011 NHS

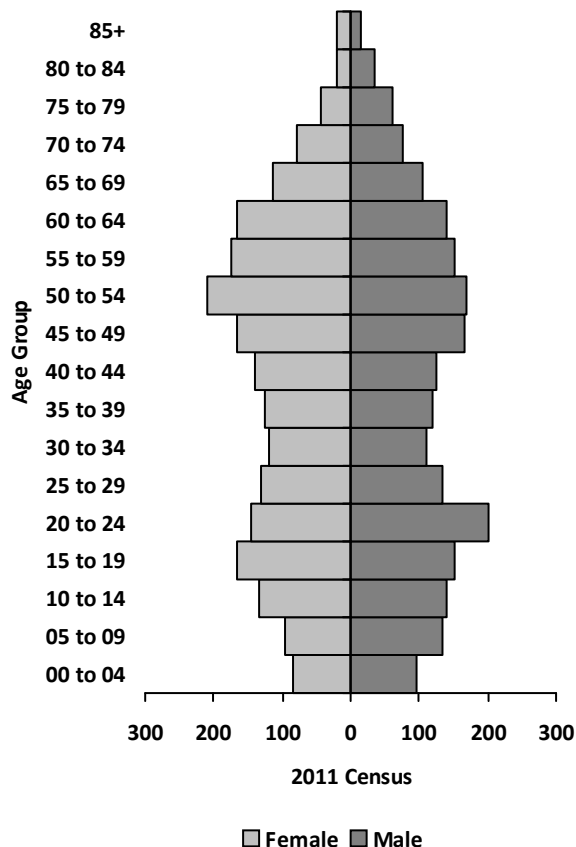
Under \$10,000	20
\$10,000 - \$19,999	25
\$20,000 - \$29,999	125
\$30,000 - \$39,999	100
\$40,000 - \$49,999	120
\$50,000 - \$59,999	120
\$60,000 - \$79,999	240
\$80,000 - \$99,999	165
\$100,000 - \$124,999	275
\$125,000 - \$149,999	85
\$150,000 and over	325

Average Household Income \$ 107,216

Median Household Income \$ 83,248

Age Group

* Refer to Appendix A for data table.



Household Structure

2011 Census

One-family households	1,135
Multiple-family households	15
Non-family households	470
Total households	1,675
Average household size	2.5
Total lone-parent families	165

Mother Tongue

Top 5 Languages 2011 Census

English	3,570
Ukrainian	110
German	85
French	70
Tagalog (Pilipino, Filipino)	45

Ethnic Diversity

Saskatoon 0.61 2011 NHS

River Heights 0.3

* Higher number indicates greater diversity

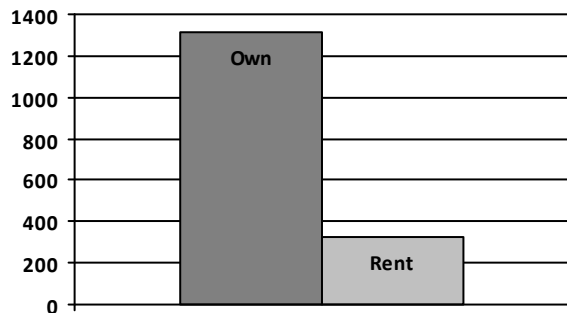
River Heights

Dwellings

	2011 Census	
One Unit Dwelling		1,185
Semi-detached house		80
Row House		95
Apartment: Detached Duplex		20
Apt.: five or more stories		0
Apt.: less than five stories		295
Other Single Attached House		0
Movable Dwelling		0
Total Dwellings		1,680
Neighbourhood Area	194.8	481.5
	hectares	acres
Dwelling Units	8.6	3.5
	per hectare	per acre

Housing by Tenure

	2011 NHS
Owned	1,315
Rented	330



Housing Costs

	2011 NHS
Average Owner's Major Payments \$	1,089
Average Gross Rent \$	950

Housing Affordability

Saskatoon 4.54	2011 NHS
River Heights	4.77

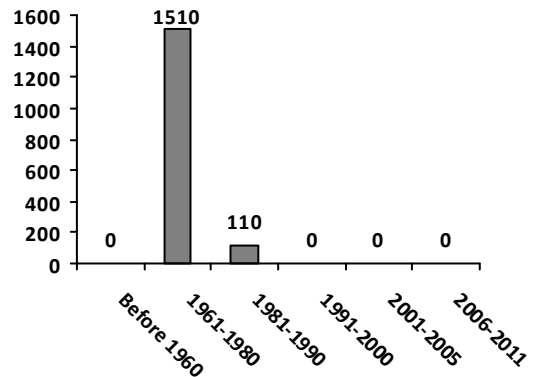
* 3.0 is considered the "affordability" standard (3 or less is considered affordable; over 3 not as affordable).

Real Estate Sales

Year 2013	No. of Sales	Avg. Price \$
Condo Townhouse	6	\$238,967
High Rise Apt Condo		
Low Rise Apt Condo	13	\$168,223
Semi-detached		
Semi-detached - 2 titles	2	\$255,000
Single Family Dwelling	55	\$410,838

Age of Dwelling

	2011 NHS
Before 1960	0
1961-1980	1,510
1981-1990	110
1991-2000	0
2001-2005	0
2006-2011	0



River Heights

Major Occupation

	2011 NHS
Art-Culture-Recreation-Sport	110
Business-Finance-Administration	450
Health	220
Management	290
Natural-Applied sciences and related	185
Primary Industry	40
Processing-Manufacturing-Utilities	85
Sale Service	485
Social science-Education-Gov-Religion	375
Trades-Transport-Equip operators and rel.	285

Education Level

	2011 NHS
No certificate/diploma/degree	390
High school certificate or equivalent	780
Apprenticeship/trades certificate/diploma	435
College/CEGEP/non-university cert./dipl.	570
University diploma or degree	1,255

Enrolment

Year	'11	'12	'13
Public Elementary (P-8)	253	256	240
Public High School (9-12)	153	123	162
S.I.A.S.T. - Kelsey Campus	30	52	70
University of Saskatchewan	182	239	217

Notes:

- Separate division neighbourhood data not available
- Enrolment data for the U of S and S.I.A.S.T. - Kelsey based on the academic year starting in September
- Data for S.I.A.S.T. - Kelsey does not represent the full academic year; 2011 data for the University of Saskatchewan does not represent full academic year

Enrolment by School

Year	'11	'12	'13
River Heights School (p)	389	374	375
St. Anne School (s)	186	196	201

Notes:

- (p) - Saskatoon Public School Division
- (s) - Greater Saskatoon Catholic Schools

Licensed Home-Based Businesses

	2013
River Heights	92

Labour Force

	2011 NHS
Total population 15+	3,425
In the labour force	2,560
Employed	2,435
Unemployed	120
Participation Rate %	74.70
Unemployment Rate %	4.70

Mode of Travel to Work

	2011 NHS
Car, truck, van, as driver	1,940
Car, truck, van, as passenger	85
Public Transit	65
Walked	55
Bicycle	105
Other Method	45

Registered Vehicles

	2013
River Heights	4,415

River Heights

Voter Turn-out

		Turn-out %
Civic	2003	58.8
Civic	2006	40.6
Civic	2009	32.8
Civic	2012	34.3
Federal	2006	55.9
Federal	2008	53.0
Federal	2011	52.9
Provincial	2007	65.2
Provincial	2011	52.1

Park Space

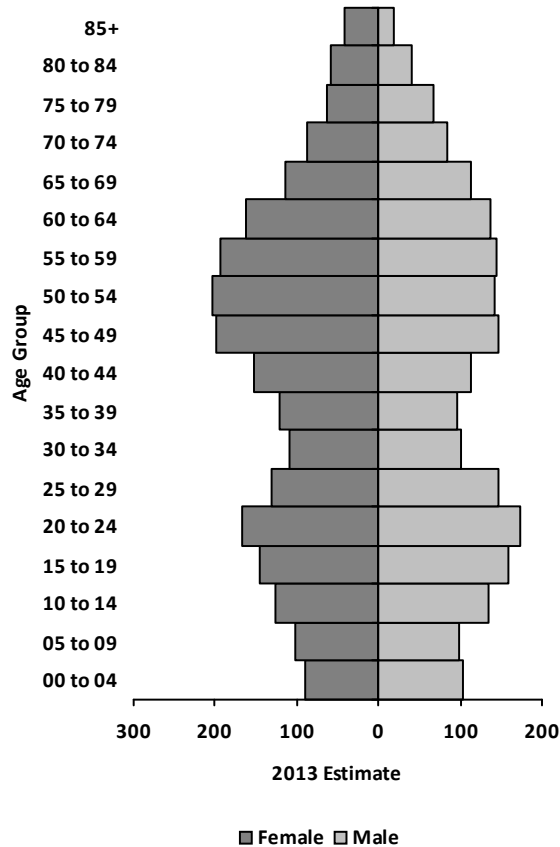
Area 2014	Hectares	Acres
Meewasin Park (SU)	25.0	61.7
P.C.R. Banting Park (SU)	2.3	5.6
Robert Hunter East Park (N)	2.6	6.5
Robert Hunter West Park (N)	2.6	6.5
Total park area	32.5	80.4
People per hectare/acre	130.8	52.9

Park type: N-Neighbourhood D-District
MD-Multi-district SU-Special Use I-Industrial

River Heights ESTIMATES

Age Group

* Refer to Appendix B for data table.



Household Income

	2013 Estimate
Under \$10,000	21
\$10,000 - \$19,999	43
\$20,000 - \$29,999	94
\$30,000 - \$39,999	110
\$40,000 - \$49,999	132
\$50,000 - \$59,999	147
\$60,000 - \$69,999	243
\$70,000 - \$79,999	189
\$80,000 - \$89,999	240
\$90,000 - \$99,999	158
\$100,000 and over	323
Average Household Income \$	104,233
Median Household Income \$	84,683

Household Structure

	2013 Estimate
One-family households	1,165
Multiple-family households	1
Non-family households	491
Total households	1,700
Average household size	2.52
Total lone-parent families	135

Major Occupation

	2013 Estimate
Art-Culture-Recreation-Sport	99
Business-Finance-Administration	588
Health	244
Management	345
Natural-Applied sciences and related	208
Primary Industry	44
Processing-Manufacturing-Utilities	63
Sale Service	407
Social science-Education-Gov-Religion	328
Trades-Transport-Equip operators and rel.	273

Education Level

	2013 Estimate
No certificate/diploma/degree	496
High school certificate or equivalent	1,050
Apprenticeship/trades certificate/diploma	377
College/CEGEP/non-university cert./dipl.	613
University diploma or degree	228

River Heights ESTIMATES

Dwellings

	2013 Estimate	
One Unit Dwelling		1,068
Semi-detached house		121
Row House		111
Apartment: Detached Duplex		21
Apt.: five or more stories		58
Apt.: less than five stories		320
Other Single Attached House		0
Movable Dwelling		1
Total Dwellings		1,700
Neighbourhood Area	194.8	481.5
	hectares	acres
Dwelling Units	8.7	3.5
	per hectare	per acre

Housing by Tenure

	2013 Estimate	
Owned		1,417
Rented		283



Housing Affordability

Saskatoon 5.32	2013 Estimate
River Heights	4.99

* 3.0 is considered the "affordability" standard (3 or less is considered affordable; over 3 not as affordable).

Housing Costs

	2013 Estimate
Average Owner's Major Payments \$	1,122
Average Gross Rent \$	701

Labour Force

	2013 Estimate
Total population 15+	3,627
In the labour force	2,600
Employed	2,564
Unemployed	36
Participation Rate %	71.68
Unemployment Rate %	1.38

Mode of Travel to Work

	2013 Estimate
Car, truck, van, as driver	2,132
Car, truck, van, as passenger	75
Public Transit	51
Walked	52
Bicycle	109
Motorcycle	0
Taxicab	0
Other Method	11