


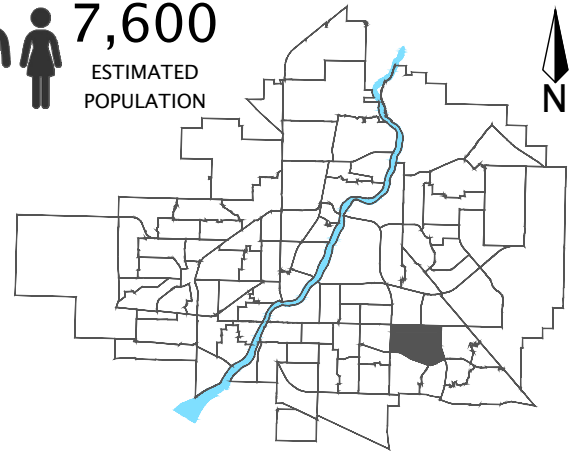
Wildwood

Community Quick Facts

Homeownership	65.9%*
Average Value of Dwelling	\$283,651*
Average Household Income	\$75,471*
Average Household Size	2.0*
Municipal Ward	9
SDA	Lakewood

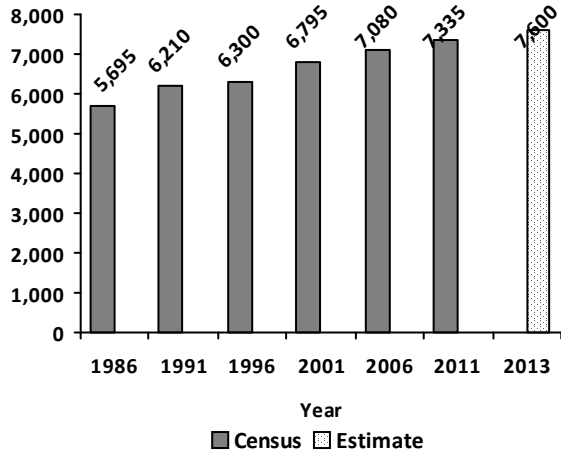
*Estimate

 **7,600**
ESTIMATED
POPULATION



Wildwood

Population



Household Income

2011 NHS

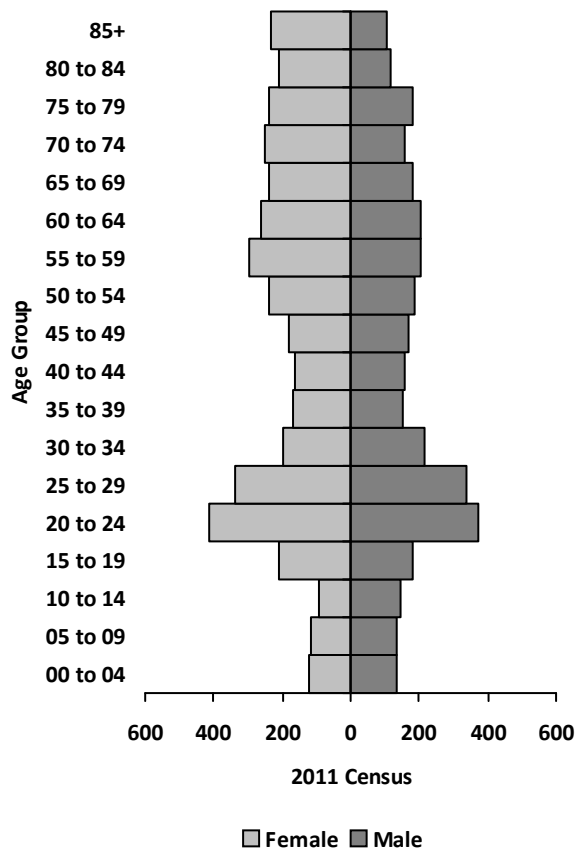
Under \$10,000	125
\$10,000 - \$19,999	290
\$20,000 - \$29,999	275
\$30,000 - \$39,999	380
\$40,000 - \$49,999	480
\$50,000 - \$59,999	250
\$60,000 - \$79,999	730
\$80,000 - \$99,999	450
\$100,000 - \$124,999	240
\$125,000 - \$149,999	175
\$150,000 and over	270

Average Household Income \$ **70,435**

Median Household Income \$ **61,029**

Age Group

* Refer to Appendix A for data table.



Household Structure

2011 Census

One-family households	1,815
Multiple-family households	35
Non-family households	1,715
Total households	3,650
Average household size	2
Total lone-parent families	290

Mother Tongue

Top 5 Languages 2011 Census

English	5,870
German	225
Ukrainian	160
Chinese, n.o.s.	120
French	105

Ethnic Diversity

Saskatoon 0.61 2011 NHS

Wildwood 1.2

* Higher number indicates greater diversity


Wildwood

Dwellings

	2011 Census	
One Unit Dwelling		950
Semi-detached house		255
Row House		505
Apartment: Detached Duplex		5
Apt.: five or more stories		110
Apt.: less than five stories		1,795
Other Single Attached House		0
Movable Dwelling		30
Total Dwellings		3,650
Neighbourhood Area	280.1	692.2
	hectares	acres
Dwelling Units	13.0	5.3
	per hectare	per acre

Housing by Tenure

	2011 NHS
Owned	2,460
Rented	1,210



Housing Costs

	2011 NHS
Average Owner's Major Payments \$	931
Average Gross Rent \$	1,089

Housing Affordability

Saskatoon 4.54	2011 NHS
Wildwood	3.59

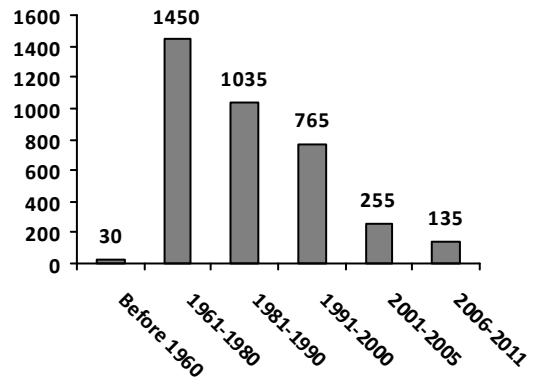
* 3.0 is considered the "affordability" standard (3 or less is considered affordable; over 3 not as affordable).

Real Estate Sales

Year 2013	No. of Sales	Avg. Price \$
Condo Townhouse	52	\$324,383
High Rise Apt Condo		
Low Rise Apt Condo	100	\$218,044
Semi-detached		
Semi-detached - 2 titles	8	\$264,206
Single Family Dwelling	31	\$365,540

Age of Dwelling

	2011 NHS
Before 1960	30
1961-1980	1,450
1981-1990	1,035
1991-2000	765
2001-2005	255
2006-2011	135



Wildwood

Major Occupation

	2011 NHS
Art-Culture-Recreation-Sport	120
Business-Finance-Administration	740
Health	250
Management	320
Natural-Applied sciences and related	210
Primary Industry	95
Processing-Manufacturing-Utilities	120
Sale Service	1,135
Social science-Education-Gov-Religion	495
Trades-Transport-Equip operators and rel.	405

Education Level

	2011 NHS
No certificate/diploma/degree	1,010
High school certificate or equivalent	1,655
Apprenticeship/trades certificate/diploma	605
College/CEGEP/non-university cert./dipl.	1,085
University diploma or degree	2,260

Enrolment

Year	'11	'12	'13
Public Elementary (P-8)	291	275	299
Public High School (9-12)	162	161	168
S.I.A.S.T. - Kelsey Campus	52	123	138
University of Saskatchewan	309	568	534

Notes:

- Separate division neighbourhood data not available
- Enrolment data for the U of S and S.I.A.S.T. - Kelsey based on the academic year starting in September
- Data for S.I.A.S.T. - Kelsey does not represent the full academic year; 2011 data for the University of Saskatchewan does not represent full academic year

Enrolment by School

Year	'11	'12	'13
Bishop Pocock School (s)	162	176	177
Wildwood School (p)	209	216	244

Notes:

- (p) - Saskatoon Public School Division
- (s) - Greater Saskatoon Catholic Schools

Licensed Home-Based Businesses

	2013
Wildwood	100

Labour Force

	2011 NHS
Total population 15+	6,620
In the labour force	3,925
Employed	3,565
Unemployed	365
Participation Rate %	59.30
Unemployment Rate %	9.30

Mode of Travel to Work

	2011 NHS
Car, truck, van, as driver	2,700
Car, truck, van, as passenger	235
Public Transit	260
Walked	115
Bicycle	65
Other Method	60

Registered Vehicles

	2013
Wildwood	6,304

Wildwood

Voter Turn-out

		Turn-out %
Civic	2003	56.7
Civic	2006	40.3
Civic	2009	26.9
Civic	2012	29.9
Federal	2006	55.9
Federal	2008	55.1
Federal	2011	58.2
Provincial	2007	72.6
Provincial	2011	55.3

Park Space

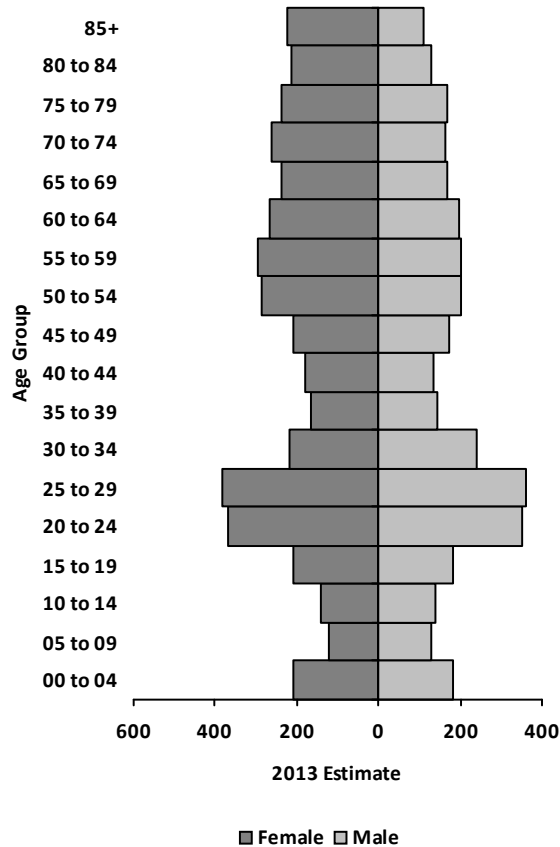
Area 2014	Hectares	Acres
Heritage Green (D)	0.7	1.6
Heritage Park (MD)	3.7	9.1
Lakewood Park (D)	5.9	14.5
Lakewood Park (MD)	9.9	24.5
Wildwood Park (N)	8.3	20.6
Total park area	28.4	70.3
People per hectare/acre	257.9	104.4

Park type: N-Neighbourhood D-District
 MD-Multi-district SU-Special Use I-Industrial

Wildwood ESTIMATES

Age Group

* Refer to Appendix B for data table.



Household Income

2013 Estimate

Under \$10,000	171
\$10,000 - \$19,999	259
\$20,000 - \$29,999	316
\$30,000 - \$39,999	318
\$40,000 - \$49,999	366
\$50,000 - \$59,999	356
\$60,000 - \$69,999	627
\$70,000 - \$79,999	480
\$80,000 - \$89,999	277
\$90,000 - \$99,999	202
\$100,000 and over	340

Average Household Income \$ 75,471

Median Household Income \$ 59,368

Household Structure

2013 Estimate

One-family households	1,976
Multiple-family households	2
Non-family households	1,640
Total households	3,712
Average household size	2.04
Total lone-parent families	339

Major Occupation

2013 Estimate

Art-Culture-Recreation-Sport	108
Business-Finance-Administration	830
Health	224
Management	342
Natural-Applied sciences and related	265
Primary Industry	84
Processing-Manufacturing-Utilities	128
Sale Service	1,078
Social science-Education-Gov-Religion	444
Trades-Transport-Equip operators and rel.	481

Education Level

2013 Estimate

No certificate/diploma/degree	1,277
High school certificate or equivalent	1,945
Apprenticeship/trades certificate/diploma	685
College/CEGEP/non-university cert./dipl.	1,119
University diploma or degree	383

Wildwood ESTIMATES

Dwellings

	2013 Estimate	
One Unit Dwelling	992	
Semi-detached house	246	
Row House	535	
Apartment: Detached Duplex	2	
Apt.: five or more stories	110	
Apt.: less than five stories	1,798	
Other Single Attached House	0	
Movable Dwelling	29	
Total Dwellings	3,712	
Neighbourhood Area	280.1	692.2
	hectares	acres
Dwelling Units	13.3	5.4
	per hectare	per acre

Housing by Tenure

	2013 Estimate	
Owned	2,448	
Rented	1,264	



Housing Affordability

Saskatoon 5.32	2013 Estimate
Wildwood	3.65

* 3.0 is considered the "affordability" standard (3 or less is considered affordable; over 3 not as affordable).

Housing Costs

	2013 Estimate
Average Owner's Major Payments \$	913
Average Gross Rent \$	924

Labour Force

	2013 Estimate
Total population 15+	6,680
In the labour force	4,019
Employed	3,839
Unemployed	180
Participation Rate %	60.16
Unemployment Rate %	4.48

Mode of Travel to Work

	2013 Estimate
Car, truck, van, as driver	3,013
Car, truck, van, as passenger	212
Public Transit	244
Walked	138
Bicycle	86
Motorcycle	0
Taxicab	0
Other Method	41