

Canada

Canadian Heart Health Database Centre, Memorial University

Canadian Heart Health Database, 1989-1992: Family History

Study Documentation

August 23, 2012

Metadata Production

Metadata Producer(s)	Social Science Data Centre (SSDC) , Queen's University
Production Date	August 8, 2010
Version	
Identification	chhd-E-1989-1992-family

Table of Contents

Overview.....	4
Scope & Coverage.....	4
Producers & Sponsors.....	4
Sampling.....	4
Data Collection.....	5
Accessibility.....	6
Rights & Disclaimer.....	6
Files Description.....	7
chhd E 1989-1992 family F1.....	7
Variables Group(s).....	8
Section A: Demographic/Administrative Variables.....	8
Section B: Medical History of Father.....	8
Section C: Medical History of Mother.....	8
Section D: Medical History of Siblings.....	9
Section E: Medical History of Grandparents.....	10
Variables Description.....	11
chhd E 1989-1992 family F1.....	12

Canadian Heart Health Database, 1989-1992: Family History (CHHD 1989-1992: Family History)

Overview

Identification	chhd-E-1989-1992-family
<p>Abstract</p> <p>The Canadian Heart Health Database (CHHDB) is an integration of data from ten Provincial Heart Health Surveys conducted between 1986 and 1992. The Provincial Heart Health Surveys were conducted as part of the Canadian Heart Health Initiative and have been a collaborative effort among provincial departments of health, Health Canada and The Heart and Stroke Foundation of Canada. The origin of the collaborative approach to cardiovascular disease prevention (CVD) lies in a report prepared by the Federal Provincial Working Group on Cardiovascular Disease Prevention and Control.</p> <p>The Canadian Heart Health Database consists of two sets of integrated data: core information collected by all ten provincial surveys, and family history information collected by only four provinces — Quebec, Ontario Saskatchewan and Alberta.</p> <p>The objective of the surveys was to estimate at the provincial level, the prevalence of CVD risk factors, the knowledge and awareness levels of CVD causes, the consequences of CVD, and the associated risk factors and lifestyle behaviours.</p>	
Unit of Analysis	Individuals

Scope & Coverage

Keywords	Angina, Cerebral vascular disease, Heart attack, High blood pressure, Hypertension, Medical history, Stroke
Time Period(s)	1990
Countries	Canada
<p>Geographic Coverage</p> <p>Quebec, Ontario, Saskatchewan, Alberta</p>	
<p>Universe</p> <p>Included: individual aged 18 - 74 years living in a province at the time of the survey</p> <p>Excluded: individuals living on Indian reserves, in military camps, and institutions such as prisons</p> <p>Mortality due to CVD and the prevalence of CVD risk factors among the population under 18 are marginal and, therefore, were excluded. For operational reasons the population over the age of 74, along with persons on Indian reserves, military camps and in institutions were excluded.</p>	

Producers & Sponsors

Primary Investigator(s)	Canadian Heart Health Database Centre, Memorial University
Other Producer(s)	Canadian Heart Health Database Centre (CHHD) , Memorial University
Other Acknowledgment(s)	

Sampling

Sampling Procedure

A stratified, multistage probability sample design was used to select an independent sample for each provincial survey. The size of the sample for each provincial survey was large enough to give 2,000 responses. To obtain estimates of prevalence of risk factors (e.g. prevalence of hypertension) among young, middle-age and old- age groups with equal reliability, persons in the younger age groups (18 to 34 and 35 to 64) were relatively over-sampled compared to the older age group (65 to 74).

Data were collected in two stages. At the first stage, the selected persons were visited in their homes to collect the basic demographic data, knowledge of CVD risk factors, attitudes and opinions on heart related issues. Two blood pressure readings were taken, one at the beginning and one at the end of the interview. At the second stage of data collection, respondents from the first stage came to clinic to give anthropometric measurements and two additional blood pressure readings. All data were collected by trained nurses.

Response Rate

Province	Number of Persons Sampled	Number of Persons Located	Number of Home Visits	Number of Clinic Visits	Number of Persons who Provided Fasting Blood Sample
Nfld	4865	3185	2394	2067	2017
PEI	2711	2318	2088	2026	1959
Nova Scotia	4302	2735	2108	1798	1585
New Brunswick	3867	2737	2093	1948	1839
Quebec	3792	3052	2353	2095	2028
Ontario	5817	3639	2538	2039	1765
Manitoba	4054	3597	2766	2316	2164
Saskatchewan	3895	2893	2158	1749	1609
Alberta	3436	2739	2237	1993	1836
BC	5195	2960	2394	2064	1886
TOTAL	41,934	29,855	23,129	20,095	18,688

Weighting

PWGTQ = weight variable

Data Collection

Data Collection Dates	Quebec: start 1990-09 Quebec: end 1990-12 Ontario: start 1992-01 Ontario: end 1992-05 Saskatchewan: start 1989-09 Saskatchewan: end 1990-02 Alberta: start 1990-02 Alberta: end 1990-07
Time Period(s)	Quebec: start 1990-09 Quebec: end 1990-12 Ontario: start 1992-01 Ontario: end 1992-05 Saskatchewan: start 1989-09 Saskatchewan: end 1990-02 Alberta: start 1990-02 Alberta: end 1990-07
Data Collection Mode	Personal interview and clinic visits

Data Collection Notes

During the first stage of data collection, respondents were visited in their homes by public health nurses to collect basic demographic data, and information about CVD risk factors, attitudes, and opinions on heart health related issues. Two blood pressure readings were taken, one at the beginning and the other at the end of the interview. Before the visit concluded, arrangements were made for the respondents to visit the clinic for the second stage of the data collection. Respondents were asked to fast for at least eight hours, prior to their scheduled clinic visit.

During the clinic visit, anthropometric measurements were taken (including height and weight), along with a blood sample and two blood pressure readings.

Other Processing

This data set can be linked to the Canadian Heart Health Database Main File (HHD8692) by the variable SEQNO.

Accessibility	
Access Authority	Canadian Heart Health Database Centre (Memorial University) , http://www.med.mun.ca/chhdbc/
Contact(s)	Canadian Heart Health Database Centre (Memorial University) , http://www.med.mun.ca/chhdbc/
Distributor(s)	Canadian Heart Health Database Centre
<u>Access Conditions</u> DLI License Permission to publish this file obtained from the Canadian Heart Health Database Centre [July 7, 2010]	
<u>Citation Requirements</u> The publishing of analysis and results from research using any of the data products is permitted in research communications such as scholarly papers, journals and the like. The authors of these communications are required to cite Statistics Canada as the source of the data, and to indicate that the results or views expressed are those of the author/authorized user and are not those of Statistics Canada. Permission to include extracts of these data in textbooks must be obtained from the Licencing Section of Statistics Canada's Marketing Division. (from Section 9, DLI License Agreement)	
Rights & Disclaimer	
Copyright	Copyright (c) 1997

Files Description

Dataset contains 1 file(s)

chhd_E_1989-1992_family_F1	
# Cases	9286
# Variable(s)	35
<u>File Content</u> This data set focuses on family history as related to heart disease. Demographic variables are age, sex and province of residence. This data set can be linked to the Canadian Heart Health Database Main File (HHD8692) by the variable SEQNO.	

Variables Group(s)

Dataset contains 5 group(s)

Group Section A: Demographic/Administrative Variables							
#	Name	Label	Type	Format	Valid	Invalid	Question
1	SEQNO	[SEQNO] SEQUENCE NUMBER	continuous	numeric-5.0	9286	0	-
2	PROV	[PROV] PROVINCE	discrete	numeric-2.0	9286	0	Province
3	SEX	[SEX] SEX	discrete	numeric-1.0	9286	0	Sex of respondent
4	GPAGE	[GPAGE] AGE GROUP	discrete	numeric-1.0	9286	0	Age group of respondent
5	GPAGE2	[GPAGE2] AGE GROUPED IN 10 YEARS	discrete	numeric-1.0	9286	0	Age group of respondent (10 yr. intervals)
6	PWGTQ	[PWGTQ] PROBABILITY WEIGHT FOR QUESTIONNAIRE	continuous	numeric-9.2	9286	0	Probability weight for questionnaire

Group Section B: Medical History of Father							
#	Name	Label	Type	Format	Valid	Invalid	Question
1	FALIVE	[FALIVE] IS YOUR FATHER ALIVE?	discrete	numeric-1.0	9141	145	Is your father alive?
2	FDEATH	[FDEATH] WHAT WAS THE CAUSE OF FATHERS DEATH?	discrete	numeric-1.0	3632	5654	What was the cause of your father's death?
3	FOLD	[FOLD] HOW OLD IS YOUR FATHER, OR AGE AT DEATH	continuous	numeric-3.0	8972	314	How old is your father? OR: How old was your father when he died?
4	FHA	[FHA] FATHER HAD A HEART ATTACK OR ANGINA?	discrete	numeric-1.0	8643	643	Has (Did) your father ever had (have) a heart attack or angina?
5	FHA60	[FHA60] ATTACK OCCUR BEFORE FATHER WAS 60?	discrete	numeric-1.0	2078	7208	Did your father have a heart attack or angina before he was 60?
6	FSTR	[FSTR] FATHER HAD STROKE OR CEREBRAL VASC DIS?	discrete	numeric-1.0	8716	570	Has (Did) your father ever had (have) a stroke, cerebral vascular disease or peripheral vascular disease?
7	FSTR60	[FSTR60] STROKE OCCUR BEFORE FATHER WAS 60?	discrete	numeric-1.0	853	8433	Did your father ever have a stroke, cerebral vascular disease or peripheral vascular disease before he was 60?
8	FHBP	[FHBP] FATHER HAD HIGH BP OR HYPERTENSION?	discrete	numeric-1.0	6061	3225	Has (Did) your father ever had (have) high blood pressure or hypertension?
9	FCHOL	[FCHOL] FATHER HAD HIGH BLOOD CHOL OR FATS?	discrete	numeric-1.0	3512	5774	Has (Did) your father ever had (have) high cholesterol or high blood fats?

Group Section C: Medical History of Mother							
#	Name	Label	Type	Format	Valid	Invalid	Question
1	MALIVE	[MALIVE] IS YOUR MOTHER ALIVE?	discrete	numeric-1.0	9193	93	Is your mother alive?

#	Name	Label	Type	Format	Valid	Invalid	Question
2	MDEATH	[MDEATH] WHAT WAS THE CAUSE OF MOTHERS DEATH?	discrete	numeric-1.0	2534	6752	What was the cause of your mother's death?
3	MOLD	[MOLD] HOW OLD IS YOUR MOTHER, OR AGE AT DEATH	continuous	numeric-3.0	9057	229	How old is your mother? OR: How old was your mother when she died?
4	MHA	[MHA] MOTHER HAD A HEART ATTACK OR ANGINA?	discrete	numeric-1.0	8829	457	Has (Did) your mother ever had (have) a heart attack or angina?
5	MHA60	[MHA60] ATTACK OCCUR BEFORE MOTHER WAS 60?	discrete	numeric-1.0	1183	8103	Did your mother have a heart attack or angina before she was 60?
6	MSTR	[MSTR] MOTHER HAD STROKE OR CEREBRAL VASC DIS?	discrete	numeric-1.0	8872	414	Has (Did) your mother ever had (have) a stroke, cerebral vascular disease or peripheral vascular disease?
7	MSTR60	[MSTR60] STROKE OCCUR BEFORE MOTHER WAS 60?	discrete	numeric-1.0	816	8470	Did your mother ever have a stroke, cerebral vascular disease or peripheral vascular disease before she was 60?
8	MHBP	[MHBP] MOTHER HAD HIGH BP OR HYPERTENSION?	discrete	numeric-1.0	7003	2283	Has (Did) your mother ever had (have) high blood pressure or hypertension?
9	MCHOL	[MCHOL] MOTHER HAD HIGH BLOOD CHOL OR FATS?	discrete	numeric-1.0	4158	5128	Has (Did) your mother ever had (have) high cholesterol or high blood fats?

Group Section D: Medical History of Siblings

#	Name	Label	Type	Format	Valid	Invalid	Question
1	BSNUM	[BSNUM] TOTAL NUMBER OF BROTHERS, SISTERS?	discrete	numeric-2.0	9197	89	What is the total number of brothers, sisters, half-brothers and half-sisters you have had?
2	BSALIVE	[BSALIVE] NUMBER OF BROTHERS/SISTERS STILL LIVING?	discrete	numeric-2.0	8891	395	Of all the brothers, sisters, half-brothers and half-sisters you have had, how many are living?
3	BSHA	[BSHA] SIBLINGS: NO HRT ATTACK/ANGINA BEFORE 60	discrete	numeric-2.0	8660	626	How many of your brothers, sisters, half-brothers and halvesisters, whether living or not, have had the following disorders? Heart attack or angina before age 60.
4	BSHBP	[BSHBP] SIBLINGS: NO WITH HIGH BLOOD PRESSURE	discrete	numeric-2.0	7596	1690	How many of your brothers, sisters, half-brothers and halvesisters, whether living or not, have had the following disorders? High blood pressure or hypertension.
5	BSSTR	[BSSTR] SIBLINGS: NO STROKE/CEREBRAL VASC DIS	discrete	numeric-2.0	8527	759	How many of your brothers, sisters, half-brothers and halvesisters, whether living or not, have had the following disorders? Strokes or cerebral vascular disease.
6	BSCHOL	[BSCHOL] SIBLINGS: NO WITH HIGH CHOL/BLOOD FATS	discrete	numeric-2.0	6060	3226	How many of your brothers, sisters, half-brothers and halvesisters, whether living or not, have had the following

#	Name	Label	Type	Format	Valid	Invalid	Question
							disorders? High cholesterol or high blood fats.

Group Section E: Medical History of Grandparents

#	Name	Label	Type	Format	Valid	Invalid	Question
1	GPALIVE	[GPALIVE] HOW MANY GRANDPARENTS ARE LIVING?	discrete	numeric-2.0	6651	2635	How many of your grandparents are living?
2	GPHA	[GPHA] GRANDPARENTS: NO HRT ATTACK/ANGINA < 60	discrete	numeric-2.0	4474	4812	How many of your grandparents, whether living or not, have had the following disorders? Heart attack or angina before age 60.
3	GPHBP	[GPHBP] GRANDPARENTS: NO WITH HIGH BLOOD PRESSURE	discrete	numeric-2.0	2806	6480	How many of your grandparents, whether living or not, have had the following disorders? High blood pressure or hypertension.
4	GPSTR	[GPSTR] GRANDPARENTS: NO STROKE/CEREBRAL VAS DIS	discrete	numeric-2.0	4229	5057	How many of your grandparents, whether living or not, have had the following disorders? Strokes or cerebral vascular disease.
5	GPCHOL	[GPCHOL] GRANDPARENTS: NO HIGH CHOL OR BLOOD FATS	discrete	numeric-2.0	1539	7747	How many of your grandparents, whether living or not, have had the following disorders? High cholesterol or high blood fats.

Variables Description

Dataset contains 35 variable(s)

File : chhd_E_1989-1992_family_F1

SEQNO: [SEQNO] SEQUENCE NUMBER

Information	[Type= continuous] [Format=numeric] [Range= 13910-23251] [Missing=*]
Statistics [NW/ W]	[Valid=9286 /-] [Invalid=0 /-] [Mean=18566.232 /-] [StdDev=2694.745 /-]

PROV: [PROV] PROVINCE

Information	[Type= discrete] [Format=numeric] [Range= 24-48] [Missing=*]
Statistics [NW/ W]	[Valid=9286 / 14407612.85] [Invalid=0 / 0]
Literal question	Province
Notes	Source: taken from HHD8692

Value	Label	Cases	Weighted	Percentage (Weighted)
24	QUEBEC	2353	4999222.6	<div></div> 34.7%
35	ONTARIO	2538	7092835.2	<div></div> 49.2%
47	SASKATCHEWAN	2158	657118.0	<div></div> 4.6%
48	ALBERTA	2237	1658437.0	<div></div> 11.5%

Warning: these figures indicate the number of cases found in the data file. They cannot be interpreted as summary statistics of the population of interest.

SEX: [SEX] SEX

Information	[Type= discrete] [Format=numeric] [Range= 1-2] [Missing=*]
Statistics [NW/ W]	[Valid=9286 / 14407612.85] [Invalid=0 / 0]
Literal question	Sex of respondent
Notes	Source: taken from HHD8692

Value	Label	Cases	Weighted	Percentage (Weighted)
1	MALE	4550	7119392.0	<div></div> 49.4%
2	FEMALE	4736	7288220.8	<div></div> 50.6%

Warning: these figures indicate the number of cases found in the data file. They cannot be interpreted as summary statistics of the population of interest.

GPAGE: [GPAGE] AGE GROUP

Information	[Type= discrete] [Format=numeric] [Range= 1-3] [Missing=*]
Statistics [NW/ W]	[Valid=9286 / 14407612.85] [Invalid=0 / 0]
Literal question	Age group of respondent
Notes	Source: taken from HHD8692

Value	Label	Cases	Weighted	Percentage (Weighted)
1	18-34 YEARS	4816	5513673.2	<div></div> 38.3%
2	35-64 YEARS	2882	7465241.7	<div></div> 51.8%
3	65-74 YEARS	1588	1428697.9	<div></div> 9.9%

Warning: these figures indicate the number of cases found in the data file. They cannot be interpreted as summary statistics of the population of interest.

GPAGE2: [GPAGE2] AGE GROUPED IN 10 YEARS

Information	[Type= discrete] [Format=numeric] [Range= 1-6] [Missing=*]
Statistics [NW/ W]	[Valid=9286 / 14407612.85] [Invalid=0 / 0]
Literal question	Age group of respondent (10 yr. intervals)
Notes	Source: taken from HHD8692

Value	Label	Cases	Weighted	Percentage (Weighted)
-------	-------	-------	----------	-----------------------

File : chhd_E_1989-1992_family_F1

GPAGE2: [GPAGE2] AGE GROUPED IN 10 YEARS

Value	Label	Cases	Weighted	Percentage (Weighted)
1	18-24	1401	1740566.7	12.1%
2	25-34	3415	3773106.6	26.2%
3	35-44	1340	3462354.9	24.0%
4	45-54	827	2205018.0	15.3%
5	55-64	715	1797868.8	12.5%
6	65-74	1588	1428697.9	9.9%

Warning: these figures indicate the number of cases found in the data file. They cannot be interpreted as summary statistics of the population of interest.

PWGTQ: [PWGTQ] PROBABILITY WEIGHT FOR QUESTIONNAIRE

Information	[Type= continuous] [Format=numeric] [Range= 13.65-33523.05] [Missing=*]
Statistics [NW/ W]	[Valid=9286 /-] [Invalid=0 /-] [Mean=1551.541 /-] [StdDev=2498.369 /-]
Literal question	Probability weight for questionnaire
Notes	Source: Given by Statistics Canada - same as that in HHD8692

FALIVE: [FALIVE] IS YOUR FATHER ALIVE?

Information	[Type= discrete] [Format=numeric] [Range= 1-2] [Missing=*/8/9]
Statistics [NW/ W]	[Valid=9141 / 14190478.1] [Invalid=145 / 217134.75]
Universe	Home interview sample - all subjects
Literal question	Is your father alive?
Notes	NF-PEI-NB-NS-BC-MAN: Information not collected ALB: Question 73 SASK: Question 111 QUE: Question 109 ONT: Question 76

Value	Label	Cases	Weighted	Percentage (Weighted)
1	YES	5120	7502410.2	52.9%
2	NO	4021	6688067.9	47.1%
8	DO NOT KNOW	143	210221.3	
9	NOT STATED/REF	2	6913.4	

Warning: these figures indicate the number of cases found in the data file. They cannot be interpreted as summary statistics of the population of interest.

FDEATH: [FDEATH] WHAT WAS THE CAUSE OF FATHERS DEATH?

Information	[Type= discrete] [Format=numeric] [Range= 1-5] [Missing=*/0/8/9]
Statistics [NW/ W]	[Valid=3632 / 6158938.11] [Invalid=5654 / 8248674.74]
Universe	Home interview sample - subjects where FALIVE = 2 or 9
Literal question	What was the cause of your father's death?
Notes	NF-PEI-NB-NS-BC-MAN: Information not collected ALB: Question 74 SASK: Question 112 QUE: Question 110 ('other heart disease' recoded to 'other') ONT: Question 77

Value	Label	Cases	Weighted	Percentage (Weighted)
1	AN ACCIDENT	207	301260.7	4.9%
2	CANCER	873	1457104.6	23.7%
3	STROKE	333	517928.9	8.4%
4	HEART ATTACK	1036	1723879.9	28.0%
5	OTHER	1183	2158763.9	35.1%
0	NOT APPLICABLE	5263	7712631.5	

File : chhd_E_1989-1992_family_F1

FDEATH: [FDEATH] WHAT WAS THE CAUSE OF FATHERS DEATH?

Value	Label	Cases	Weighted	Percentage (Weighted)
8	DO NOT KNOW	349	446115.0	
9	NOT STATED/REF	42	89928.2	

Warning: these figures indicate the number of cases found in the data file. They cannot be interpreted as summary statistics of the population of interest.

FOLD: [FOLD] HOW OLD IS YOUR FATHER, OR AGE AT DEATH



Information	[Type= continuous] [Format=numeric] [Range= 20-103] [Missing=*/998/999]
Statistics [NW/ W]	[Valid=8972 / 13991139.1] [Invalid=314 / 416473.75] [Mean=63.817 / 65.139] [StdDev=12.73 / 12.344]
Universe	Home interview sample - all subjects
Literal question	How old is your father? OR: How old was your father when he died?
Notes	Values less than 34 were recoded to 34 if respondent's father was alive (FALIVE=1). Values greater than 87 were capped at 87. NF-PEI-NB-NS-BC-MAN: Information not collected ALB: Question 75 SASK: Question 113 ('not stated' and 'do not know' coded the same) QUE: Question 111 ONT: Question 78

Value	Label	Cases	Weighted	Percentage (Weighted)
998	DO NOT KNOW	241	369350.5	
999	NOT STATED/REF	73	47123.3	

Warning: these figures indicate the number of cases found in the data file. They cannot be interpreted as summary statistics of the population of interest.

FHA: [FHA] FATHER HAD A HEART ATTACK OR ANGINA?



Information	[Type= discrete] [Format=numeric] [Range= 1-2] [Missing=*/8/9]
Statistics [NW/ W]	[Valid=8643 / 13561163.61] [Invalid=643 / 846449.24]
Universe	Home interview sample - all subjects
Literal question	Has (Did) your father ever had (have) a heart attack or angina?
Notes	NF-PEI-NB-NS-BC-MAN: Information not collected ALB: Question 76 SASK: Question 114 QUE: Question 112 ONT: Question 79

Value	Label	Cases	Weighted	Percentage (Weighted)
1	YES	2174	3752541.8	 27.7%
2	NO	6469	9808621.8	 72.3%
8	DO NOT KNOW	637	837074.2	
9	NOT STATED/REF	6	9375.0	

Warning: these figures indicate the number of cases found in the data file. They cannot be interpreted as summary statistics of the population of interest.

FHA60: [FHA60] ATTACK OCCUR BEFORE FATHER WAS 60?

Information	[Type= discrete] [Format=numeric] [Range= 1-2] [Missing=*/0/8/9]
Statistics [NW/ W]	[Valid=2078 / 3630515.64] [Invalid=7208 / 10777097.21]
Universe	Home interview sample - subjects where FHA = 1 or 9
Literal question	Did your father have a heart attack or angina before he was 60?
Notes	NF-PEI-NB-NS-BC-MAN: Information not collected ALB: Question 77 SASK: Question 115 QUE: Question 113 ONT: Question 80

Value	Label	Cases	Weighted	Percentage (Weighted)
1	YES	1267	2212445.5	 60.9%
2	NO	811	1418070.2	 39.1%
0	NOT APPLICABLE	7106	10645696.0	
8	DO NOT KNOW	82	108014.3	

File : chhd_E_1989-1992_family_F1



FHA60: [FHA60] ATTACK OCCUR BEFORE FATHER WAS 60?

Value	Label	Cases	Weighted	Percentage (Weighted)
9	NOT STATED/REF	20	23386.9	

Warning: these figures indicate the number of cases found in the data file. They cannot be interpreted as summary statistics of the population of interest.

FSTR: [FSTR] FATHER HAD STROKE OR CEREBRAL VASC DIS?



Information	[Type= discrete] [Format=numeric] [Range= 1-2] [Missing=*/8/9]
Statistics [NW/ W]	[Valid=8716 / 13527442.09] [Invalid=570 / 880170.76]
Universe	Home interview sample - all subjects
Literal question	Has (Did) your father ever had (have) a stroke, cerebral vascular disease or peripheral vascular disease?
Notes	NF-PEI-NB-NS-BC-MAN: Information not collected ALB: Question 78 SASK: Question 116 QUE: Question 114 ONT: Question 81

Value	Label	Cases	Weighted	Percentage (Weighted)
1	YES	883	1514880.0	 11.2%
2	NO	7833	12012562.1	 88.8%
8	DO NOT KNOW	565	871629.4	
9	NOT STATED/REF	5	8541.4	

Warning: these figures indicate the number of cases found in the data file. They cannot be interpreted as summary statistics of the population of interest.

FSTR60: [FSTR60] STROKE OCCUR BEFORE FATHER WAS 60?



Information	[Type= discrete] [Format=numeric] [Range= 1-2] [Missing=*/0/8/9]
Statistics [NW/ W]	[Valid=853 / 1497432.08] [Invalid=8433 / 12910180.77]
Universe	Home interview sample - subjects where FSTR = 1 or 9
Literal question	Did your father ever have a stroke, cerebral vascular disease or peripheral vascular disease before he was 60?
Notes	NF-PEI-NB-NS-BC-MAN: Information not collected ALB: Question 79 SASK: Question 117 QUE: Question 115 ONT: Question 82

Value	Label	Cases	Weighted	Percentage (Weighted)
1	YES	317	530935.0	 35.5%
2	NO	536	966497.1	 64.5%
0	NOT APPLICABLE	8398	12884191.5	
8	DO NOT KNOW	17	11218.2	
9	NOT STATED/REF	18	14771.1	

Warning: these figures indicate the number of cases found in the data file. They cannot be interpreted as summary statistics of the population of interest.

FHBP: [FHBP] FATHER HAD HIGH BP OR HYPERTENSION?

Information	[Type= discrete] [Format=numeric] [Range= 1-2] [Missing=*/8/9]
Statistics [NW/ W]	[Valid=6061 / 9324629.31] [Invalid=3225 / 5082983.54]
Universe	Home interview sample - all subjects
Literal question	Has (Did) your father ever had (have) high blood pressure or hypertension?
Notes	NF-PEI-NB-NS-BC-MAN: Information not collected ALB: Question 80 SASK: Question 118 QUE: Question 116 ONT: Question 83

Value	Label	Cases	Weighted	Percentage (Weighted)
1	YES	1928	3068310.1	 32.9%
2	NO	4133	6256319.2	 67.1%
8	DO NOT KNOW	3217	5058651.8	

File : chhd_E_1989-1992_family_F1

FHBP: [FHBP] FATHER HAD HIGH BP OR HYPERTENSION?

Value	Label	Cases	Weighted	Percentage (Weighted)
9	NOT STATED/REF	8	24331.8	

Warning: these figures indicate the number of cases found in the data file. They cannot be interpreted as summary statistics of the population of interest.

FCHOL: [FCHOL] FATHER HAD HIGH BLOOD CHOL OR FATS?

Information	[Type= discrete] [Format=numeric] [Range= 1-2] [Missing=*/8/9]
Statistics [NW/ W]	[Valid=3512 / 5577176.75] [Invalid=5774 / 8830436.1]
Universe	Home interview sample - all subjects
Literal question	Has (Did) your father ever had (have) high cholesterol or high blood fats?
Notes	NF-PEI-NB-NS-BC-MAN: Information not collected ALB: Question 81 SASK: Question 119 QUE: Question 117 ONT: Question 84

Value	Label	Cases	Weighted	Percentage (Weighted)
1	YES	1230	1878492.5	<div></div> 33.7%
2	NO	2282	3698684.2	<div></div> 66.3%
8	DO NOT KNOW	5767	8820747.6	
9	NOT STATED/REF	7	9688.5	

Warning: these figures indicate the number of cases found in the data file. They cannot be interpreted as summary statistics of the population of interest.

MALIVE: [MALIVE] IS YOUR MOTHER ALIVE?

Information	[Type= discrete] [Format=numeric] [Range= 1-2] [Missing=*/8/9]
Statistics [NW/ W]	[Valid=9193 / 14273847.55] [Invalid=93 / 133765.3]
Universe	Home interview sample - all subjects
Literal question	Is your mother alive?
Notes	NF-PEI-NB-NS-BC-MAN: Information not collected ALB: Question 82 SASK: Question 120 QUE: Question 118 ONT: Question 85

Value	Label	Cases	Weighted	Percentage (Weighted)
1	YES	6338	9761623.7	<div></div> 68.4%
2	NO	2855	4512223.8	<div></div> 31.6%
8	DO NOT KNOW	91	129741.9	
9	NOT STATED/REF	2	4023.4	

Warning: these figures indicate the number of cases found in the data file. They cannot be interpreted as summary statistics of the population of interest.

MDEATH: [MDEATH] WHAT WAS THE CAUSE OF MOTHERS DEATH?

Information	[Type= discrete] [Format=numeric] [Range= 1-5] [Missing=*/0/8/9]
Statistics [NW/ W]	[Valid=2534 / 4064253.39] [Invalid=6752 / 10343359.46]
Universe	Home interview sample - subjects where MALIVE = 2 or 9
Literal question	What was the cause of your mother's death?
Notes	NF-PEI-NB-NS-BC-MAN: Information not collected ALB: Question 83 SASK: Question 121 QUE: Question 119 ('other heart disease' recoded to 'other') ONT: Question 86

Value	Label	Cases	Weighted	Percentage (Weighted)
1	AN ACCIDENT	67	118822.9	<div></div> 2.9%
2	CANCER	658	1139311.0	<div></div> 28.0%
3	STROKE	327	492496.8	<div></div> 12.1%
4	HEART ATTACK	418	754729.5	<div></div> 18.6%

File : chhd_E_1989-1992_family_F1

MDEATH: [MDEATH] WHAT WAS THE CAUSE OF MOTHERS DEATH?

Value	Label	Cases	Weighted	Percentage (Weighted)
5	OTHER	1064	1558893.2	<div></div> 38.4%
0	NOT APPLICABLE	6429	9891365.6	<div></div>
8	DO NOT KNOW	306	431726.2	
9	NOT STATED/REF	17	20267.6	

Warning: these figures indicate the number of cases found in the data file. They cannot be interpreted as summary statistics of the population of interest.

MOLD: [MOLD] HOW OLD IS YOUR MOTHER, OR AGE AT DEATH

Information	[Type= continuous] [Format=numeric] [Range= 19-102] [Missing=*/998/999]
Statistics [NW/ W]	[Valid=9057 / 14086517.05] [Invalid=229 / 321095.8] [Mean=62.669 / 64.295] [StdDev=13.941 / 13.515]
Universe	Home interview sample - all subjects
Literal question	How old is your mother? OR: How old was your mother when she died?
Notes	NF-PEI-NB-NS-BC-MAN: Information not collected ALB: Question 84 SASK: Question 122 ('not stated' and 'do not know' coded the same) QUE: Question 120 ONT: Question 87

Value	Label	Cases	Weighted	Percentage (Weighted)
998	DO NOT KNOW	168	271674.7	<div></div>
999	NOT STATED/REF	61	49421.1	

Warning: these figures indicate the number of cases found in the data file. They cannot be interpreted as summary statistics of the population of interest.

MHA: [MHA] MOTHER HAD A HEART ATTACK OR ANGINA?

Information	[Type= discrete] [Format=numeric] [Range= 1-2] [Missing=*/8/9]
Statistics [NW/ W]	[Valid=8829 / 13726624.63] [Invalid=457 / 680988.22]
Universe	Home interview sample - all subjects
Literal question	Has (Did) your mother ever had (have) a heart attack or angina?
Notes	NF-PEI-NB-NS-BC-MAN: Information not collected ALB: Question 85 SASK: Question 123 QUE: Question 121 ONT: Question 88

Value	Label	Cases	Weighted	Percentage (Weighted)
1	YES	1238	2239167.0	<div></div> 16.3%
2	NO	7591	11487457.6	<div></div> 83.7%
8	DO NOT KNOW	454	676614.2	<div></div>
9	NOT STATED/REF	3	4374.1	

Warning: these figures indicate the number of cases found in the data file. They cannot be interpreted as summary statistics of the population of interest.

MHA60: [MHA60] ATTACK OCCUR BEFORE MOTHER WAS 60?

Information	[Type= discrete] [Format=numeric] [Range= 1-2] [Missing=*/0/8/9]
Statistics [NW/ W]	[Valid=1183 / 2172029.71] [Invalid=8103 / 12235583.14]
Universe	Home interview sample - subjects wehre MHA = 1 or 9
Literal question	Did your mother have a heart attack or angina before she was 60?
Notes	NF-PEI-NB-NS-BC-MAN: Information not collected ALB: Question 86 SASK: Question 124 QUE: Question 122 ONT: Question 89

Value	Label	Cases	Weighted	Percentage (Weighted)
1	YES	647	1070510.1	<div></div> 49.3%
2	NO	536	1101519.6	<div></div> 50.7%
0	NOT APPLICABLE	8045	12164071.8	<div></div>

File : chhd_E_1989-1992_family_F1

MHA60: [MHA60] ATTACK OCCUR BEFORE MOTHER WAS 60?

Value	Label	Cases	Weighted	Percentage (Weighted)
8	DO NOT KNOW	46	63865.2	
9	NOT STATED/REF	12	7646.2	

Warning: these figures indicate the number of cases found in the data file. They cannot be interpreted as summary statistics of the population of interest.

MSTR: [MSTR] MOTHER HAD STROKE OR CEREBRAL VASC DIS?

Information	[Type= discrete] [Format=numeric] [Range= 1-2] [Missing=*/8/9]
Statistics [NW/ W]	[Valid=8872 / 13773976.04] [Invalid=414 / 633636.81]
Universe	Home interview sample - all subjects
Literal question	Has (Did) your mother ever had (have) a stroke, cerebral vascular disease or peripheral vascular disease?
Notes	NF-PEI-NB-NS-BC-MAN: Information not collected ALB: Question 87 SASK: Question 125 QUE: Question 123 ONT: Question 90

Value	Label	Cases	Weighted	Percentage (Weighted)
1	YES	854	1404708.1	<div><div></div></div> 10.2%
2	NO	8018	12369268.0	<div><div></div></div> 89.8%
8	DO NOT KNOW	410	627063.7	
9	NOT STATED/REF	4	6573.1	

Warning: these figures indicate the number of cases found in the data file. They cannot be interpreted as summary statistics of the population of interest.

MSTR60: [MSTR60] STROKE OCCUR BEFORE MOTHER WAS 60?

Information	[Type= discrete] [Format=numeric] [Range= 1-2] [Missing=*/0/8/9]
Statistics [NW/ W]	[Valid=816 / 1340665.61] [Invalid=8470 / 13066947.24]
Universe	Home interview sample - subjects where MSTR = 1 or 9
Literal question	Did your mother ever have a stroke, cerebral vascular disease or peripheral vascular disease before she was 60?
Notes	NF-PEI-NB-NS-BC-MAN: Information not collected ALB: Question 88 SASK: Question 126 QUE: Question 124 ONT: Question 91

Value	Label	Cases	Weighted	Percentage (Weighted)
1	YES	287	501143.5	<div><div></div></div> 37.4%
2	NO	529	839522.1	<div><div></div></div> 62.6%
0	NOT APPLICABLE	8428	12996331.7	
8	DO NOT KNOW	23	48095.8	
9	NOT STATED/REF	19	22519.7	

Warning: these figures indicate the number of cases found in the data file. They cannot be interpreted as summary statistics of the population of interest.

MHBP: [MHBP] MOTHER HAD HIGH BP OR HYPERTENSION?

Information	[Type= discrete] [Format=numeric] [Range= 1-2] [Missing=*/8/9]
Statistics [NW/ W]	[Valid=7003 / 10902478.26] [Invalid=2283 / 3505134.59]
Universe	Home interview sample - all subjects
Literal question	Has (Did) your mother ever had (have) high blood pressure or hypertension?
Notes	NF-PEI-NB-NS-BC-MAN: Information not collected ALB: Question 89 SASK: Question 127 QUE: Question 125 ONT: Question 92

Value	Label	Cases	Weighted	Percentage (Weighted)
1	YES	2749	4459940.9	<div><div></div></div> 40.9%
2	NO	4254	6442537.4	<div><div></div></div> 59.1%

File : chhd_E_1989-1992_family_F1



MHBP: [MHBP] MOTHER HAD HIGH BP OR HYPERTENSION?

Value	Label	Cases	Weighted	Percentage (Weighted)
8	DO NOT KNOW	2281	3501111.2	
9	NOT STATED/REF	2	4023.4	

Warning: these figures indicate the number of cases found in the data file. They cannot be interpreted as summary statistics of the population of interest.

MCHOL: [MCHOL] MOTHER HAD HIGH BLOOD CHOL OR FATS?













Information	[Type= discrete] [Format=numeric] [Range= 1-2] [Missing=*/8/9]
Statistics [NW/ W]	[Valid=4158 / 6686313.27] [Invalid=5128 / 7721299.58]
Universe	Home interview sample - all subjects
Literal question	Has (Did) your mother ever had (have) high cholesterol or high blood fats?
Notes	NF-PEI-NB-NS-BC-MAN: Information not collected ALB: Question 90 SASK: Question 128 QUE: Question 126 ONT: Question 93

Value	Label	Cases	Weighted	Percentage (Weighted)
1	YES	1131	1852580.2	 27.7%
2	NO	3027	4833733.0	 72.3%
8	DO NOT KNOW	5124	7716790.6	
9	NOT STATED/REF	4	4509.0	

Warning: these figures indicate the number of cases found in the data file. They cannot be interpreted as summary statistics of the population of interest.

BSNUM: [BSNUM] TOTAL NUMBER OF BROTHERS, SISTERS?

Information	[Type= discrete] [Format=numeric] [Range= 0-11] [Missing=*/98/99]
Statistics [NW/ W]	[Valid=9197 / 14290511.82] [Invalid=89 / 117101.03]
Universe	Home interview sample - all subjects
Literal question	What is the total number of brothers, sisters, half-brothers and half-sisters you have had?
Notes	NF-PEI-NB-NS-BC-MAN: Information not collected ALB: Question 91 SASK: Question 129 ('not stated' and 'do not know' coded the same) QUE: Question 127 ONT: Question 94

Value	Label	Cases	Weighted	Percentage (Weighted)
0		308	573479.0	 4.0%
1		1311	2336483.2	 16.3%
2		1786	2798688.6	 19.6%
3		1517	2222288.7	 15.6%
4		1100	1496119.1	 10.5%
5		814	1159857.4	 8.1%
6		613	961680.6	 6.7%
7		450	714551.0	 5.0%
8		348	595864.4	 4.2%
9		276	396962.3	 2.8%
10		187	242775.7	 1.7%
11		487	791761.8	 5.5%
98	DO NOT KNOW	62	106077.6	
99	NOT STATED/REF	27	11023.4	

Warning: these figures indicate the number of cases found in the data file. They cannot be interpreted as summary statistics of the population of interest.

File : chhd_E_1989-1992_family_F1

BSALIVE: [BSALIVE] NUMBER OF BROTHERS/SISTERS STILL LIVING?

Information	[Type= discrete] [Format=numeric] [Range= 0-11] [Missing=*/96/98/99]
Statistics [NW/ W]	[Valid=8891 / 13706389.02] [Invalid=395 / 701223.83]
Universe	Home interview sample - subjects where BSNUM not equal to 0
Literal question	Of all the brothers, sisters, half-brothers and half-sisters you have had, how many are living?
Notes	NF-PEI-NB-NS-BC-MAN: Information not collected ALB: Question 92 SASK: Question 130 ('not stated' and 'do not know' coded the same) QUE: Question 128 ONT: Question 95

Value	Label	Cases	Weighted	Percentage (Weighted)
0		171	236895.1	1.7%
1		1515	2590621.6	18.9%
2		1898	2942232.2	21.5%
3		1578	2271152.3	16.6%
4		1154	1682515.2	12.3%
5		797	1141043.2	8.3%
6		560	842988.2	6.2%
7		372	606323.6	4.4%
8		294	433024.9	3.2%
9		186	307914.7	2.2%
10		129	196012.6	1.4%
11		237	455665.5	3.3%
96	NOT APPLICABLE	308	573479.0	
98	DO NOT KNOW	62	120593.6	
99	NOT STATED/REF	25	7151.3	

Warning: these figures indicate the number of cases found in the data file. They cannot be interpreted as summary statistics of the population of interest.

BSHA: [BSHA] SIBLINGS: NO HRT ATTACK/ANGINA BEFORE 60

Information	[Type= discrete] [Format=numeric] [Range= 0-7] [Missing=*/96/98/99]
Statistics [NW/ W]	[Valid=8660 / 13401876.39] [Invalid=626 / 1005736.46]
Universe	Home interview sample - subjects where BSNUM not equal to 0
Literal question	How many of your brothers, sisters, half-brothers and halvesisters, whether living or not, have had the following disorders? Heart attack or angina before age 60.
Notes	NF-PEI-NB-NS-BC-MAN: Information not collected ALB: Question 93 (1) SASK: Question 131 (1) ('not states' and 'do not know' coded the same) QUE: Question 129 (1) ONT: Question 96 (1)

Value	Label	Cases	Weighted	Percentage (Weighted)
0		7810	11912873.5	88.9%
1		654	1176145.5	8.8%
2		151	239728.0	1.8%
3		26	43436.0	0.3%
4		13	23244.0	0.2%
5		4	4033.9	0.0%
7		2	2415.6	0.0%
96	NOT APPLICABLE	308	573479.0	
98	DO NOT KNOW	254	411058.9	
99	NOT STATED/REF	64	21198.6	

File : chhd_E_1989-1992_family_F1

BSHA: [BSHA] SIBLINGS: NO HRT ATTACK/ANGINA BEFORE 60

Warning: these figures indicate the number of cases found in the data file. They cannot be interpreted as summary statistics of the population of interest.

BSHBP: [BSHBP] SIBLINGS: NO WITH HIGH BLOOD PRESSURE

Information	[Type= discrete] [Format=numeric] [Range= 0-14] [Missing=*/96/98/99]
Statistics [NW/ W]	[Valid=7596 / 11994376.74] [Invalid=1690 / 2413236.11]
Universe	Home interview sample - subjects where BSNUM not equal to 0
Literal question	How many of your brothers, sisters, half-brothers and halvesisters, whether living or not, have had the following disorders? High blood pressure or hypertension.
Notes	NF-PEI-NB-NS-BC-MAN: Information not collected ALB: Question 93 (2) SASK: Question 131 (2) ('not states' and 'do not know' coded the same) QUE: Question 129 (2) ONT: Question 96 (2)

Value	Label	Cases	Weighted	Percentage (Weighted)
0		6194	9815992.5	81.8%
1		1035	1561795.2	13.0%
2		243	383229.5	3.2%
3		71	111526.1	0.9%
4		26	55383.3	0.5%
5		12	25722.2	0.2%
6		6	10597.2	0.1%
7		4	14653.1	0.1%
8		3	9158.1	0.1%
10		1	6072.2	0.1%
14		1	247.4	0.0%
96	NOT APPLICABLE	308	573479.0	
98	DO NOT KNOW	951	1699217.0	
99	NOT STATED/REF	431	140540.1	

Warning: these figures indicate the number of cases found in the data file. They cannot be interpreted as summary statistics of the population of interest.

BSSTR: [BSSTR] SIBLINGS: NO STROKE/CEREBRAL VASC DIS

Information	[Type= discrete] [Format=numeric] [Range= 0-9] [Missing=*/96/98/99]
Statistics [NW/ W]	[Valid=8527 / 13164663.51] [Invalid=759 / 1242949.34]
Universe	Home interview sample - subjects where BSNUM not equal to 0
Literal question	How many of your brothers, sisters, half-brothers and halvesisters, whether living or not, have had the following disorders? Strokes or cerebral vascular disease.
Notes	NF-PEI-NB-NS-BC-MAN: Information not collected ALB: Question 93 (3) SASK: Question 131 (3) ('not states' and 'do not know' coded the same) QUE: Question 129 (3) ONT: Question 96 (3)

Value	Label	Cases	Weighted	Percentage (Weighted)
0		8177	12619245.6	95.9%
1		314	481457.5	3.7%
2		24	37490.9	0.3%
3		6	8954.6	0.1%
4		1	8329.1	0.1%
5		2	1620.4	0.0%
8		2	7126.4	0.1%
9		1	439.0	0.0%

File : chhd_E_1989-1992_family_F1












BSSTR: [BSSTR] SIBLINGS: NO STROKE/CEREBRAL VASC DIS

Value	Label	Cases	Weighted	Percentage (Weighted)
96	NOT APPLICABLE	308	573479.0	
98	DO NOT KNOW	349	627429.9	
99	NOT STATED/REF	102	42040.5	

Warning: these figures indicate the number of cases found in the data file. They cannot be interpreted as summary statistics of the population of interest.

BSCHOL: [BSCHOL] SIBLINGS: NO WITH HIGH CHOL/BLOOD FATS






Information	[Type= discrete] [Format=numeric] [Range= 0-13] [Missing=*/96/98/99]
Statistics [NW/ W]	[Valid=6060 / 10304403.58] [Invalid=3226 / 4103209.27]
Universe	Home interview sample - subjects where BSNUM not equal to 0
Literal question	How many of your brothers, sisters, half-brothers and halvesisters, whether living or not, have had the following disorders? High cholesterol or high blood fats.
Notes	NF-PEI-NB-NS-BC-MAN: Information not collected ALB: Question 93 (4) SASK: Question 131 (4) ('not states' and 'do not know' coded the same) QUE: Question 129 (4) ONT: Question 96 (4)

Value	Label	Cases	Weighted	Percentage (Weighted)
0		5116	8708144.7	 84.5%
1		738	1227927.0	 11.9%
2		134	215045.8	 2.1%
3		40	84976.4	 0.8%
4		13	22023.8	 0.2%
5		9	19910.3	 0.2%
6		1	1363.9	 0.0%
7		5	14438.6	 0.1%
8		2	7126.4	 0.1%
9		1	208.2	 0.0%
13		1	3238.5	 0.0%
96	NOT APPLICABLE	308	573479.0	
98	DO NOT KNOW	1842	3187853.6	
99	NOT STATED/REF	1076	341876.7	

Warning: these figures indicate the number of cases found in the data file. They cannot be interpreted as summary statistics of the population of interest.

GPALIVE: [GPALIVE] HOW MANY GRANDPARENTS ARE LIVING?

Information	[Type= discrete] [Format=numeric] [Range= 0-4] [Missing=*/97/98/99]
Statistics [NW/ W]	[Valid=6651 / 7223335.01] [Invalid=2635 / 7184277.84]
Universe	Home interview sample - all subjects
Literal question	How many of your grandparents are living?
Notes	NF-PEI-NB-NS-BC-MAN: Information not collected ALB: Question 94 SASK: Question 138 ('not stated' and 'do not know' coded the same) QUE: Question 130 ONT: Information not collected

Value	Label	Cases	Weighted	Percentage (Weighted)
0		4226	5110776.4	 70.8%
1		1235	1134973.2	 15.7%
2		729	609404.3	 8.4%
3		354	286354.0	 4.0%
4		107	81827.2	 1.1%

File : chhd_E_1989-1992_family_F1

GPALIVE: [GPALIVE] HOW MANY GRANDPARENTS ARE LIVING?

Value	Label	Cases	Weighted	Percentage (Weighted)
97	VARIABLE UNKNOWN	2538	7092835.2	
98	DO NOT KNOW	56	73682.5	
99	NOT STATED/REF	41	17760.2	

Warning: these figures indicate the number of cases found in the data file. They cannot be interpreted as summary statistics of the population of interest.

GPHA: [GPHA] GRANDPARENTS: NO HRT ATTACK/ANGINA < 60

Information	[Type= discrete] [Format=numeric] [Range= 0-4] [Missing=*/97/98/99]
Statistics [NW/ W]	[Valid=4474 / 4822382.96] [Invalid=4812 / 9585229.89]
Universe	Home interview sample - all subjects
Literal question	How many of your grandparents, whether living or not, have had the following disorders? Heart attack or angina before age 60.
Notes	NF-PEI-NB-NS-BC-MAN: Information not collected ALB: Question 95 (1) SASK: Question 139 (1) ('not stated' and 'do not know' coded the same) QUE: Question 131 (1) ONT: Information not collected

Value	Label	Cases	Weighted	Percentage (Weighted)
0		3121	3363072.1	69.7%
1		1065	1154229.4	23.9%
2		240	250821.6	5.2%
3		36	32197.2	0.7%
4		12	22062.7	0.5%
97	VARIABLE UNKNOWN	2538	7092835.2	
98	DO NOT KNOW	1498	2239791.7	
99	NOT STATED/REF	776	252603.0	

Warning: these figures indicate the number of cases found in the data file. They cannot be interpreted as summary statistics of the population of interest.

GPHBP: [GPHBP] GRANDPARENTS: NO WITH HIGH BLOOD PRESSURE

Information	[Type= discrete] [Format=numeric] [Range= 0-4] [Missing=*/97/98/99]
Statistics [NW/ W]	[Valid=2806 / 2944154.14] [Invalid=6480 / 11463458.71]
Universe	Home interview sample - all subjects
Literal question	How many of your grandparents, whether living or not, have had the following disorders? High blood pressure or hypertension.
Notes	NF-PEI-NB-NS-BC-MAN: Information not collected ALB: Question 95 (2) SASK: Question 139 (2) ('not stated' and 'do not know' coded the same) QUE: Question 131 (2) ONT: Information not collected

Value	Label	Cases	Weighted	Percentage (Weighted)
0		1337	1521756.5	51.7%
1		1110	1078507.7	36.6%
2		287	288586.2	9.8%
3		42	29035.8	1.0%
4		30	26268.0	0.9%
97	VARIABLE UNKNOWN	2538	7092835.2	
98	DO NOT KNOW	2539	3919725.3	
99	NOT STATED/REF	1403	450898.2	

Warning: these figures indicate the number of cases found in the data file. They cannot be interpreted as summary statistics of the population of interest.

File : chhd_E_1989-1992_family_F1

GPSTR: [GPSTR] GRANDPARENTS: NO STROKE/CEREBRAL VAS DIS

Information	[Type= discrete] [Format=numeric] [Range= 0-4] [Missing=*/97/98/99]
Statistics [NW/ W]	[Valid=4229 / 4437409.7] [Invalid=5057 / 9970203.15]
Universe	Home interview sample - all subjects
Literal question	How many of your grandparents, whether living or not, have had the following disorders? Strokes or cerebral vascular disease.
Notes	NF-PEI-NB-NS-BC-MAN: Information not collected ALB: Question 95 (3) SASK: Question 139 (3) ('not stated' and 'do not know' coded the same) QUE: Question 131 (3) ONT: Information not collected

Value	Label	Cases	Weighted	Percentage (Weighted)
0		2778	3200136.0	72.1%
1		1253	1074718.5	24.2%
2		173	149508.0	3.4%
3		20	9983.5	0.2%
4		5	3063.8	0.1%
97	VARIABLE UNKNOWN	2538	7092835.2	
98	DO NOT KNOW	1670	2594870.4	
99	NOT STATED/REF	849	282497.6	

Warning: these figures indicate the number of cases found in the data file. They cannot be interpreted as summary statistics of the population of interest.

GPCHOL: [GPCHOL] GRANDPARENTS: NO HIGH CHOL OR BLOOD FATS

Information	[Type= discrete] [Format=numeric] [Range= 0-4] [Missing=*/97/98/99]
Statistics [NW/ W]	[Valid=1539 / 1835471.02] [Invalid=7747 / 12572141.83]
Universe	Home interview sample - all subjects
Literal question	How many of your grandparents, whether living or not, have had the following disorders? High cholesterol or high blood fats.
Notes	NF-PEI-NB-NS-BC-MAN: Information not collected ALB: Question 95 (4) SASK: Question 139 (4) ('not stated' and 'do not know' coded the same) QUE: Question 131 (4) ONT: Information not collected

Value	Label	Cases	Weighted	Percentage (Weighted)
0		1034	1244441.1	67.8%
1		400	469972.9	25.6%
2		87	94681.4	5.2%
3		10	12015.0	0.7%
4		8	14360.6	0.8%
97	VARIABLE UNKNOWN	2538	7092835.2	
98	DO NOT KNOW	3296	4878889.0	
99	NOT STATED/REF	1913	600417.6	

Warning: these figures indicate the number of cases found in the data file. They cannot be interpreted as summary statistics of the population of interest.