

NATIONAL ALCOHOL AND DRUG SURVEY

Microdata Documentation and
Users Guide

TABLE OF CONTENTS

1. INTRODUCTION
 2. OBJECTIVES
 3. POPULATION
 4. SURVEY DESIGN
 5. DATA COLLECTION
 6. SAMPLE AND RESPONSE
 7. DATA PROCESSING
 8. WEIGHTING
 9. DATA ANALYSIS AND RELEASE
 10. CONTACT FOR INFORMATION
- APPENDIX A - QUESTIONNAIRE
- APPENDIX B - RECORD LAYOUT
- APPENDIX C - APPROXIMATE SAMPLING VARIABILITY TABLES

1. INTRODUCTION

The National Alcohol and Drug Survey was a telephone survey conducted across Canada in March 1989. Interviews were conducted from eight centralized facilities across the country. Interviews were conducted in all 10 provinces. The survey was conducted by Statistics Canada for the Health Studies Unit of Health and Welfare. The survey design, sampling, data collection and data processing were the responsibility of Statistics Canada who worked closely with representatives from Health and Welfare.

The purpose of this package is to provide users with documentation which will enable them to access and manipulate the microdata file for the National Alcohol and Drug Survey (NADS). It contains details on the survey methodology, data processing and weighting procedures as well as guidelines for releasing estimates based on the survey results.

The file layout and technical specifications on the tape are included in the appendix.

2. OBJECTIVES

The survey objectives, as outlined by Health and Welfare were to:

- 1) facilitate planning of prevention initiatives (set target groups, identify issues, determine receptivity to programs);
- 2) assess people's willingness to respond to alcohol and other drug issues;
- 3) estimate the magnitude of alcohol and other drug related problems;
- 4) provide baseline information for long-range evaluation of the changes in alcohol and other drug experiences of Canadians;
- 5) document, describe and analyze the alcohol and other drug experiences of Canadians from all provinces with regard to use patterns, complications associated with use, risk-related behaviours, self-care, and treatment and attitudes about the subject.

3. POPULATION

The target population for the National Alcohol and Drug Survey was all persons 15 years of age and over living in Canada, with two exclusions. We did not attempt to cover residents of the Yukon and Northwest Territories or full-time residents of institutions. The territories were excluded due to the significant percentage of the population without telephones, particularly outside the major communities. Residents of institutions such as prisons or hospitals were excluded due to the fact that their situation differs markedly from that of the general population. Furthermore, it would have been extremely difficult to conduct interviews with the residents. This is a typical exclusion for this type of survey.

The sampling method employed in the NADS was random digit dialling (RDD). As a result, households without telephones were not covered by the sampling frame. Approximately 2% of households in Canada do not have telephones and their characteristics differ somewhat from the general population. Data collected in 1984 indicate that persons in these households tend to be young, male, single and less educated than the general population.

The small number of non-telephone households means that their exclusion will not result in a major bias in the data collected by most surveys. Table A compares estimates of selected demographic variables from the March 1989 Canadian Labour Force Survey (LFS), controlling for telephone ownership of the household. The estimates for the total population and the telephone population are almost imperceptibly different, although it is obvious that non-telephone households are different. The exclusion of this group from the NADS should, however, be kept in mind when small sub-groups of the population, with characteristics similar to the non-telephone group, are being analyzed. For example, if young, single, non-working males are being analyzed, the percentage not represented will have a greater impact on results. However, the estimates from the National Alcohol and Drug Survey have been adjusted (weighted) to include persons without telephones.

Table A. Telephone Ownership in LFS Population, by selected demographic characteristics, Age 15+, Canada, March 1989.

	Total	Telephone- Owning	Non Telephone- Owning
Population 15 + (000's)	19,961 (100%)	19,693 (98.7%)	268 (1.3%)
SEX			
Men	48.8	48.7	59.4
Women	51.1	51.3	40.6
MARITAL STATUS			
Married	62.6	63.0	36.4
Single	25.8	25.6	41.9
Widowed	5.9	5.9	5.2
Divorced or Separated	5.7	5.5	16.2
AGE			
15-19	9.1	9.1	10.4
20-24	9.9	9.9	16.7
25-34	23.0	23.0	26.3
35-44	19.6	19.6	17.5
45-54	13.4	13.4	8.8
55-64	11.6	11.6	8.8
65+	13.5	13.5	11.4
EDUCATION			
0-8 years	17.2	17.0	36.8
High School	48.2	48.2	50.5
Some Post-secondary	9.5	9.6	4.7
Post-secondary Certificate or Diploma	13.4	13.5	5.6
University Degree	11.7	11.8	2.4

4. SURVEY DESIGN

The Alcohol and Drug Survey employed two different Random Digit Dialling sampling techniques.

For Newfoundland, Nova Scotia, Ontario and Alberta, the Elimination of Non-Working Banks methods was used. A description of this procedure is given in Section 4.2. For the remaining provinces the Waksberg method was used. This procedure is described in Section 4.1.

4.1. Telephone Sample (Waksberg Design) (P.E.I., N.B., Que., Man., Sask., B.C.)

The Waksberg Method is a Random Digit Dialling sampling technique which significantly reduces the cost of a survey as compared to dialling telephone numbers completely at random. The method employs a two-stage design which increases the likelihood of contacting households. The following describes what was done for the Alcohol and Drug Survey in the above-mentioned provinces.

First, each of the six provinces was divided into strata - one stratum representing the Census Metropolitan Areas (CMA's) of the province, the other representing the non-CMA areas. Montreal formed a third stratum in the province of Quebec. An up-to-date list of all telephone area code and existing prefix number combinations was obtained for each stratum. To these, all possible combinations of the next two digits were added to form banks of telephone numbers (e.g. 613-224-01, 613-224-02, etc.). These banks formed the primary sampling units (PSU's).

Within each stratum, a random selection of banks was made. For each selected bank the final two digits were generated at random. The number was then called to determine whether or not it reached a household. If it did not reach a household (i.e., the telephone number was not assigned for use or was a business, institution, etc.), the PSU was dropped from further consideration. If the telephone number did reach a household, the PSU was retained and additional numbers (referred to as secondary numbers) were generated within the same bank. These numbers were also called to determine whether or not they reached a household.

Secondary numbers were generated on a continuing basis until (i) five additional households were reached in each retained bank or (ii) the bank was exhausted or (iii) the survey period ended.

Primary numbers were generated continuously throughout the survey period in order to yield a predetermined required number of households within each stratum. The probability of selection at the first stage is proportional to the number of working household numbers in the PSU. At the second stage, the probability of selection is inversely proportional to the number of working household numbers in the series. The design therefore yields an equal probability sample of household numbers.

This method is more efficient than "pure" random digit dialling because there is a higher probability of reaching a household if the telephone number for that household is within a bank that contains at least one other household. For the Alcohol and Drug Survey, in the provinces in which the Waksberg method was used, about 56.1% of the secondary numbers called reached a household, while only 15.0% of the primary numbers called reached a household. The overall hit rate for this method was 38.1%.

4.2. Telephone Sample (Elimination of Non-Working Banks Design) (NFLD, NS, ONT, ALTA)

The Elimination of Non-Working Banks (ENWB) design is a form of Random Digit Dialling in which all working banks (i.e., all banks that have within them at least one household) for an area are identified prior to sampling. This method is more efficient than Waksberg since all telephone numbers within non-working banks are already eliminated from the sampling frame. This is the method that was used to sample the 15+ age group in Newfoundland, Nova Scotia, Ontario and Alberta. Again, strata were formed within each of the two provinces representing CMA and non-CMA portions. Toronto formed a third stratum in the province of Ontario.

Using information obtained from the telephone companies, a list of working banks was compiled. A systematic sample of banks was then selected within each stratum, and for each selected bank the final two digits of the telephone number were generated at random. The proportion of numbers called which reached a household was 50.8% with the ENWB method.

4.3 Selection of Respondents

The final stage of sampling was at the household level. After determining household membership from the person answering the telephone, the interviewers randomly selected one respondent from the members 15 years of age and older. The members were listed in order from oldest to youngest and each questionnaire was affixed with a label that indicated which person to select, based on the number of household members 15 years or older. Surveys that do not randomly select tend to have an over-representation of the types of individuals which are easy to reach.

5. DATA COLLECTION

Telephone interviewing was chosen as the interviewing method for this survey because it satisfied several important issues; anonymity of respondents was felt to be important because of the sensitive questions asked; as well, due to the nature of the questions, proxy reporting would not be acceptable. Also, telephone interviewing ensures cost-effective, high quality data with a reasonable response rate.

Interviewing for this survey was conducted from centralized telephone interviewing locations in Statistics Canada's eight regional offices. The interviews were conducted between the hours of 8:30 am and 9:30 pm March 1, 1989 to March 25, 1989. Prior to the start of the survey, interviewers were trained for two days on interviewing techniques as well as concepts unique to the NADS.

Refusals at either the household level or at the selected respondent level were called back by a senior interviewer in order to try to elicit cooperation on the part of the respondents.

6. SAMPLE AND RESPONSE

6.1 Sample Size

Good national estimates from the survey data are needed for use by the federal government and national associations; as well, statistically reliable estimates are needed at the provincial level since policy and program initiatives will likely be done by the provinces. To fulfil the national requirements a sample allocation proportional to provincial population is optimal. To fulfill the provincial requirement, an equal allocation of sample is optimal. The sample allocation chosen was as follows: (1) proportional to the square root of the provincial population; (2) if the sample size from (1) was less than 1,000, the sample was boosted to 1,000.

The square root design was chosen to lessen the effect of the vast differences in size between the largest provinces and the smallest provinces when calculating the proportions.

6.2 Methodology

Several factors governed the choice of methodology for the National Alcohol and Drug Survey: (1) anonymity of respondents, (2) cost, (3) non-proxy reporting, and (4) ability to accurately select and refer to a respondent without using names. It was felt that allowing respondents to remain anonymous would increase response rates and increase the likelihood that they would report truthfully to sensitive questions. Cost of course was to be kept as low as possible. Non-proxy reporting was desirable since many of the questions concerned attitudes and knowledge. It was important to have the interviews conducted in such a way as to allow the interviewer to accurately determine the number of eligible persons in the household, select a respondent, and unambiguously refer to that respondent without giving the impression that his/her identity was known to the interviewer. The Random Digit Dialling telephone methodology was chosen since it satisfied these factors.

Telephone numbers in the sample were first screened to determine if they belonged to a household, a business or were non-working. Household phone numbers were considered "screened-in" for the survey. The person answering the phone was asked to give the ages of all household members. These ages were listed in order from oldest to youngest. The interviewers randomly selected a respondent from those household members aged 15 and over. The selection was done according to a selection grid printed on a label on each questionnaire. The interviewer used only age (and occasionally birth date) to refer to the respondent; names were never asked and were not recorded, even if volunteered by the respondent. This random selection ensured that the sample was not over-represented by types of individuals which are easy to reach (i.e. house wives). No substitutions were allowed and no proxy interviews were accepted.

TABLE B. RESPONSE RATES

Province	Hit Rate (%)	Number of non-households	Number of Households	No Contact	Household Refusal	Non-Response				Response Rate (%)	
						Selected Person Refusal	Other Non-Interview	Partial Interview	Non-Response Rate (%)		
Nfld.	43.6	1526	1181	53	29	9	188	21	18.6	961	81.4
P.E.I.	35.8	1941	1882	95	35	18	84	22	23.5	828	76.5
N.S.	56.8	1254	1651	166	42	33	181	58	23.7	1259	76.3
N.B.	35.8	1951	1849	98	27	23	68	29	22.6	812	77.4
P.Q.	52.1	2817	2198	93	98	55	113	31	17.4	1888	82.6
Ont.	51.3	2516	2649	178	167	58	179	181	25.5	1974	74.5
Man.	33.4	2296	1158	1	76	12	73	41	17.7	947	82.3
Sask.	25.6	3229	1189	11	59	21	65	32	17.8	921	83.8
Alta	58.7	1258	1292	13	189	47	111	28	23.2	992	76.8
B.C.	47.5	1588	1438	48	187	16	67	68	21.3	1132	78.7
CANADA	43.8	19,576	14,791	756 (5.1%)	741 (5.0%)	284 (1.9%)	961 (6.5%)	415 (2.8%)	21.3	11,634	78.7

NOTE: Hit Rate = # households / (# households + # non-households)

Non-Response Rate = # non-responses / # households

Response Rate = # responses / # households

6.3 Response Rates

Table B summarizes the number of telephone numbers called, households screened in, responding households and responding selected persons for the National Alcohol and Drug Survey. The overall hit rate for the survey was 43%; the overall response rate for the survey was 78.7%. Reasons for non-response are: refusal, illness, injury, absence for the duration of the survey, language problems, and no contact.

6.4 Evaluation of the Sample

The sample for the NAD survey was randomly selected. However, because of the different sampling rates used (province by stratum), the different hit rates for the ENWB and Waksberg approaches to RDD sampling, and response rates, the unweighted estimates will not be representative of the population. Table C compares the age-sex distribution of respondents to the age-sex distribution of the total population. In general, the 15-24 age group tends to be under-represented and the 25-44 age group tends to be over-represented in the sample. The 45+ age group is under-represented in the sample, with the exception of females 65+ who are over-represented.

Table C. Comparison of Age-Sex Distribution of Respondents to Overall Population.

Age:		15-19	20-24	25-34	35-44	45-54	55-64	65+
Males	P	4.7	5.1	11.4	9.7	6.6	5.6	5.7
	R	3.5	4.2	12.0	9.9	5.8	4.5	5.5
Females	P	4.5	5.0	11.6	9.8	6.7	5.9	7.7
	R	3.7	4.8	14.3	10.3	6.0	5.8	9.6

P = Population

R = Respondents

As mentioned in section 3, telephone coverage is not the same within all age-sex groups, therefore again unweighted sample counts are not representative of the survey's target population.

The weight assigned to each sample record takes into account the sampling rate and survey non-response. The weights are adjusted so that weighted counts will represent the overall population by age and sex in each province. However, other characteristics have not been adjusted for in the weighting. The NAD survey can therefore be evaluated on how survey estimates of such characteristics compare with external estimates. Since no exact Census counts are available for March 1989, a comparison has been made with the Labour Force Survey (the largest monthly household survey) for March 1989, comparing marital status and occupation of workers (see Table D).

The NADS sample obtained comparable results to the LFS in terms of marital status. The occupation distribution for NADS does not correspond as well to the LFS distribution. One source of differences is the higher number of "not stated" responses in NADS. Another source of differences is the reference period - in NADS, occupation was reported for the previous 12 months regardless of whether the person was currently employed or unemployed; in LFS, occupation was reported for the job held in the reference week for employed persons, and occupation of the last job for unemployed persons.

Table D. A Comparison of Selected Demographic Variables Between NADS and LFS, March 1989 (estimates in '000s)

<u>Marital Status</u>	<u>NADS</u>	<u>LFS</u>
Married	11,832	12,497
Single	5,693	5,158
Widowed	1,235	1,177
Divorced	1,518	1,129
<u>Occupation</u>	<u>NADS</u>	<u>LFS</u>
Administration	1,747	1,802
Eng, Maths, Nat. Sci.	590	519
Social Sciences	265	254
Religion	22	35
Teaching	610	642
Medicine and Health	548	726
Arts, Literary, etc.	269	300
Clerical	1,863	2,666
Sales	1,069	1,475
Services	1,250	2,396
Farming	397	529
Fishing, Trapping	52	59
Forestry and Logging	76	94
Mining	69	84
Processing	38	567
Machining	167	269
Fabricating Prod	1,099	1,280
Construction	807	954
Transport	558	570
Material Handling	179	409
Other Crafts	122	190
Not Stated	248	50

7. DATA PROCESSING

Upon completion of the interviewing phase of the survey, the information was data captured on mini-computers in the regional offices and electronically transmitted to Statistics Canada's head office in Ottawa for further processing. All survey records were subjected to an exhaustive computer edit to identify and correct invalid or missing data. Records with missing or incorrect data were assigned a "not stated" code or corrected from other information on that respondent's questionnaire. The only fields that were not allowed to become "not stated" were those that were required for weighting. For number of telephones in the household, a value of one was assigned automatically if missing; the variables age, sex and household size were imputed randomly. After the editing phase was complete a rather large set of variables were derived from others in order to create a more "user friendly" data tape. These derived variables were created at the request of the sponsor.

Since the National Alcohol and Drug Survey was based on a sample of households, each responding household and person represented a number of other households and persons. The final stage of processing was the calculation of a weight for each record. This procedure is explained in detail in the next section.

8. WEIGHTING AND ESTIMATION

8.1 Why are Weights Necessary?

Because of differences in the sampling rates (within a province and stratum) and differences in hit rates and response rates, the unweighted sample counts are not representative of the survey's target population. In order to account for these differences and make the sample representative of the population a weight is assigned to each survey record. Weights must be used in all tabulations if the results are to be meaningful.

8.2 Calculation of Weights

Seven steps were used to calculate the final weight: (1) assign basic weight, (2) household non-response adjustment, (3) multiple telephone adjustment, (4) person weight calculation, (5) selected person non-response adjustment, (6) adjustment to external stratum population estimates, and (7) adjustment to external province-sex-age group estimates. The following sections describe these steps in detail.

8.2.1 Basic Weight

A self-weighting stratified sample design is one for which each unit in the same stratum has the same basic weight. For a two-stage sample design, this happens if the Primary Sampling Unit (PSU) is selected with probability proportional to its size, and secondary sampling units are selected with equal probability. This means that overall all units in a stratum should have the same probability of being selected, and the basic weight should be (# units in stratum)/(# units in sample).

For the National Alcohol and Drug Survey, the PSU's were banks of telephone numbers and secondary sampling units were actual telephone numbers corresponding to households within those banks. The basic weight for all phone numbers identified as households should be (# hhlds in survey)/(# hhlds in stratum). Since two different sampling techniques (Waksberg, ENWB) were used for this survey, different methods of deriving the basic weight were employed.

For the Waksberg design, the probability of a given household being selected is $\frac{1}{\text{\#hhlds in bank.}} \times \frac{\text{\# hhlds in bank.}}{\text{\# hhlds in stratum.}}$

Although these probabilities apply when the sample is selected, the actual values of the probabilities are unknown. That is, we do not know how many households are in a given bank or how many households are in the entire stratum. The approach that is taken therefore is to assign all sample units identified as households a basic weight of 1.0 (regardless of whether or not they responded). All households in the stratum have the same basic weight (as they should with an equal probability sample), but the weight does not yet indicate how many households in the population are represented by a surveyed household; this will not occur until adjustments are made to external population counts.

For the ENWB design, the probability of a given telephone number being selected is

$$\frac{1}{\# \text{ working banks in stratum}} \times \frac{1}{100}$$

Therefore the basic weight for each telephone number sampled in the stratum is $100 \times \# \text{ working banks in stratum} / \# \text{ phone numbers sampled in stratum}$ (regardless of whether or not the number reached a household, and whether or not there was a response). All telephone numbers in the stratum have the same basic weight; the basic weight indicates how many telephone numbers in the stratum are represented by each telephone number in the sample in that stratum. Assuming that the proportion of households reached (hit rate) is the same in the sample as it is in the population, the basic weight of households indicates the number of household telephone numbers each one represents.

8.2.2 Household Non-Response Adjustment

For the Waksberg design, weights for responding households were adjusted to represent non-responding households. Within each selected working bank, the sampling scheme required that 6 households be contacted. In some cases, one or more of these households did not respond to the survey. Weights of responding households were adjusted to compensate for non-responding households in the same bank. The basic weights of responding households were adjusted by the following ratio:

$$\frac{6}{\# \text{ resp. hhlds in bank}}$$

For the ENWB design, weights for responding households were adjusted to represent non-responding households. This was done independently within each areacode-prefix (ACP). Basic weights were adjusted by the factor:

$$\frac{\text{sum of basic weights of hhlds in ACP}}{\text{sum of basic weights of responding hhlds in ACP}}$$

In both cases, non-responding households were dropped after the non-response adjustment was made.

8.2.3 Multiple Telephone Adjustment

Households with more than one private telephone number have a higher probability of being selected. The weights for such households were adjusted downwards by dividing by the number of telephone numbers that serviced the household (as determined in the interview).

8.2.4 Person Weight Calculation

A person weight was calculated for each selected person by multiplying the household weight by the number of eligible persons (age 15+) in the household.

8.2.5 Selected Person Non-Response Adjustment

Weights for responding selected persons were adjusted to represent non-responding selected persons. For the Waksberg design, the adjustment was done at the bank level by multiplying the person weight of responding selected persons by the following factor:

$$\frac{\text{sum of person weights of persons in bank}}{\text{sum of person weights of responding persons in bank}}$$

For the ENWB design, the adjustment was done at the areacode-prefix (ACP) level by multiplying the person weight of responding selected persons by the following factor:

$$\frac{\text{sum of person weights of persons in ACP}}{\text{sum of person weights of responding persons in ACP}}$$

In both cases, non-responding selected persons were then dropped.

Note: In some cases respondents only completed part of the survey questionnaire; after analysis of this partial data, it was decided that these people would be dropped from the final data file. Therefore, in the weighting, they were treated as selected person non-respondents.

8.2.6 Adjustment to Stratum Population Totals

An adjustment was made to the person weights in order to make the population totals consistent with Census projected population counts at the stratum level. This was done by multiplying the person weight for each record within the stratum by the following ratio:

$$\frac{\text{Census population projection for the stratum}}{\text{sum of person weights of NADS respondents in the stratum}}$$

8.2.7 Province-Sex-Age Adjustment

The final weighting step was to ratio-adjust the weights to agree with Census projected population counts at the province-sex-age group (PSA) level. The seven age groupings used were: 15-19, 20-24, 25-34, 35-44, 45-54, 55-64, 65+.

Within each of the 140 PSA groups (10 provinces x 2 sexes x 7 age groups) the person weights of records in a given PSA group were adjusted by multiplying by the following ratio:

$$\frac{\text{projected census population count for PSA group}}{\text{sum of person weights of NADS records in PSA group}}$$

It should be noted that persons living in households without telephone service are included in these Census projections and are therefore reflected in the weights even though such persons were not sampled.

8.3 Types of Estimates

Two types of "simple" estimates can be tabulated from NADS data: qualitative estimates (counts or proportions of people possessing certain characteristics) and quantitative estimates (quantities or averages)

8.3.1 Qualitative Estimates

Qualitative estimates are estimates of the number of people or proportion in the target population possessing certain characteristics. For example, the number of people in Saskatchewan who have used marijuana in the past 12 months is a qualitative estimate. Such estimates are readily obtained by summing the final weights of records possessing the characteristic in question.

8.3.2 Quantitative Estimates

Quantitative estimates are estimates of quantities or averages. For example, the number of drinks in the past seven days, weight, and age are all quantitative estimates. Averages can be calculated in the form of a ratio (X/Y , where X is a quantitative estimate and Y is a qualitative estimate). For example, the average number of drinks in the past 7 days of men aged 15-19: the numerator X = total number of drinks in the past 7 days for men aged 15-19; the denominator Y = number of men aged 15-19. Quantitative estimates are calculated by multiplying the final weight by the value given for the variable of interest. For example, to calculate the total number of drinks in the past 7 days by men aged 15-19, you would multiply the number of drinks in the past 7 days by the final weight for each male 15-19 in the survey; these amounts would then be summed to get the estimate of total drinks. To calculate the average number of drinks in the past 7 days by men 15-19, two steps are needed: first the total number of drinks must be calculated as just described; then the final weights of men 15-19 are summed to give an estimate of the number of men 15-19; finally the average is calculated by dividing the total number of drinks by the number of men 15-19.

8.4 Guidelines for Analysis

The respondents from the NADS do not form a simple random sample of the target population. Instead, the survey had a complex design, with stratification, multiple stages of selection, and unequal probabilities of selection of respondents. Using data from such complex surveys presents problems to analysts because the survey design and the selection probabilities affect the estimation and variance calculation procedures that should be used.

The NADS used a stratified design, with significant differences in sampling fractions between strata. Thus some areas are over-represented in the sample (relative to their populations) while some other areas are relatively under-represented; this means that the unweighted sample is not representative of the target population. The survey weights must be used when producing estimates or performing analyses in order to account

for this over- and under-representation. While many analysis procedures found in statistical packages allow weights to be used, the meaning or definition of the weight in these procedures differ from that which is appropriate in a sample survey framework, with the result that while in many cases the estimates produced by the packages are correct, the variances that are calculated are almost meaningless.

For many analysis techniques (for example linear regression, logistic regression, estimation of rates and proportions and analysis of variance) a method exists which can make the variances calculated by the standard packages more meaningful. If the weights on the data are rescaled so that the average weight is one (1), then the variances produced by the standard packages will be more reasonable; they still will not take into account sample's design, but they will take into account the unequal probabilities of selection. The rescaling can be accomplished by dividing each weight by the overall average weight before the analysis is conducted. Note that this rescaling is done only for the purpose of calculating variances, not for the production of estimates.

The calculation of truly meaningful variance estimates requires detailed knowledge of the design of the survey; such detail cannot be given in this microdata file because of confidentiality. Variances that take into account the sample design can be calculated for many statistics by Statistics Canada on a cost recovery basis.

9. DATA ANALYSIS AND RELEASE

The estimates derived from this survey were based on a sample of households. Somewhat different figures might have been obtained if a census of the total population had been taken using the same questionnaire, interviewers, supervisors, processing methods, etc. as those used in the sample survey. The difference between the estimates obtained from the sample and the results from a complete count taken under similar conditions is called the "sampling error of the estimate".

Although the exact sampling error of the estimate, as defined above, cannot be measured from sample results alone (otherwise a survey would be unnecessary), it is possible to estimate a statistical measure of sampling error from the sample data: the standard error. Using the standard error, confidence intervals for estimates (ignoring the effects of non-sampling error) may be obtained under the assumption that the estimates are normally distributed about the true population value. The chances are about 68 out of 100 that the difference between a sample estimate and the true population value would be less than one standard error, about 95 out of 100 that the difference would be less than two standard errors, and it is virtually certain that the differences would be less than three standard errors.

Because of the large variety of estimates that can be produced from a survey, the standard error is usually expressed relative to the estimate to which it pertains. The resulting measure, known as the "coefficient of variation of an estimate" (CV) is obtained by dividing the standard error of the estimate by the estimate itself. It is expressed as a percentage of the estimate.

Data to be published should be reviewed for release according to the following criteria:

- unqualified - CV not larger than 16.5%;
- qualified - CV between 16.6% and 33.3% (marked * high sampling variability); and
- suppressed - CV greater than 33.3% (marked - not releasable).

9.1 Rounding

In order that estimates produced from the National Alcohol and Drug Survey microdata file correspond to those produced by Statistics Canada, users are urged to adhere to the following guidelines regarding the rounding of such estimates. It is unwise to release unrounded estimates, as they imply greater precision than actually exists.

9.1.1 Rounding Guidelines

- (1) Estimates of totals in the main body of a statistical table should be rounded to the nearest thousand using the normal rounding technique (see definition in section 9.1.2).
- (2) Marginal sub-totals and totals in statistical tables are to be derived from their corresponding unrounded components and then are to be rounded themselves to the nearest thousand units using normal rounding.
- (3) Averages, proportions, rates and percentages are to be computed from unrounded components and then are to be rounded themselves to one decimal using normal rounding.
- (4) Sums and differences of aggregates and ratios are to be derived from corresponding unrounded components and then rounded to the nearest thousand units or the nearest one decimal using normal rounding.
- (5) In instances in which, due to technical or other limitations, a different rounding technique is used, which results in estimates being released which differ from the corresponding estimates produced by Statistics Canada, users are encouraged to note the reason for such differences in the released document.

9.1.2 Normal Rounding

In normal rounding, if the first or only digit to be dropped is 0 to 4, the last digit to be retained is not changed. If the first or only digit to be dropped is 5 to 9, the last digit to be retained is raised by one. For example, the number 8499 rounded to thousands would be 8 and the number 8500 rounded to thousands would be 9.

10. CONTACT FOR INFORMATION

Additional information about this survey can be obtained from the individuals listed below. Data from this survey is available through special request tabulations or publications disseminated by Health and Welfare.

Data collection and processing: Anne Haining
Household Surveys Division
Statistics Canada
Tel: (613) 951-4592
Fax: (613) 951-0562

Subject Matter: Marc Eliany
Health Studies Unit
Health and Welfare
Tel: (613) 954-0025

APPENDIX A

QUESTIONNAIRE

Survey on Alcohol and Drugs Selection Control Form

SAD 0

Confidential when complete

TELEPHONE NUMBER LABEL

RECORD OF CALLS										
10	11 Date		12 Start		13 Finish		14	15	16	
	Day	Month	Hr	Min	Hr	Min				Result
01										
02										
03										
04										
05										
06										
07										
08										
09										
10										
11										
12										
13										
14										
15										
16										
17										
18										
19										
20										
21										
22										
23										
24										
25										

17. CALL COVERAGE BY TIME OF DAY AND DAY OF WEEK

Time Period	Mon	Tues.	Wed.	Thur.	Fri.	Sat.
09 00 - 12 00						
12 01 - 16 00						
16 01 - 19 00						
19 01 - 21 00						

18. Interviewer Number

19. Final status

We are doing a survey for Health and Welfare Canada about peoples attitudes on drug and alcohol use.

home?

- Private home
 - Both home and business/institution
 - Business, institution or other non-residence *END*
- } Go to 30

21. I'd like to make sure that I've dialed the right number. Is this (read number)?

- Yes
- No → Dial again. If still wrong, *END*.

30. In this survey all information we collect will be kept strictly confidential as guaranteed by the Statistics Act.

31. I need to select one person from your household for an interview. What is the age and sex of each person living or staying here who has no usual place of residence elsewhere? Lets start with the oldest.....

Enter age and sex in Q33 and 34

32. Selection No	33. Age	34. Sex	35. Date of Birth (if necessary)	Comments

36. Are there any persons away from this household attending school, visiting, travelling or in the hospital who USUALLY live here?

- Yes → Enter age and sex
- No

37. Does anyone else live at this address, such as other relatives, roomers, boarders or employees?

- Yes → Enter age and sex
- No

38. Now I'm going to use a selection procedure to determine whom to interview. This will just take a second.

39. INTERVIEWER:

- In item 32 number the persons in order from oldest to youngest.
- Enter number of eligible household members
- Determine the selected person by referring to the Respondent Selection Table.
- In item 32 circle the selected person.

40. The person I am to interview is (identify person by sex and age)
If necessary, refer to date of birth also. (Is he/she there?)

- Yes → Go to Form (Survey on Alcohol and Drugs)
- No → Set up appointment and enter details in item 16.



National Alcohol and Drug Survey

1: -
Telephone number

4:
Stratum

5:
Sequence number

Interviewer Name: _____

INTRODUCTION

This survey is being conducted by Statistics Canada for Health and Welfare Canada. Your answers will help us better understand and deal with alcohol and drug use. While your participation is voluntary, it is essential to ensure that the results represent all Canadians. All your answers will be kept strictly confidential.

1. Would you prefer to be interviewed in English or French?

- English French → (Go to french questionnaire or make appointment)

2. In general, compared to other persons your age would you say your health is...

- Excellent?
 Very Good?
 Good?
 Fair?
 Poor?

3. During the past 12 months would you describe your life as...

- Very stressful?
 Fairly stressful?
 Not very stressful?
 Not at all stressful?

4. Over the past 12 months when you needed help or had a problem, how supportive or helpful were your family or friends? Were they...

- Very helpful?
 Helpful?
 Somewhat helpful?
 Not helpful?
 N/A, do not need family or friends

5. What is your current marital status? Are you...

- legally married (and not separated)? → go to 7
 separated?
 divorced?
 widowed?
 never married?

6. Are you currently living with a partner?

- Yes No

TOBACCO CONSUMPTION

7. Now I'd like to ask you some questions about smoking.

Have you ever been a cigarette smoker?

- Yes No → go to 12

8. How old were you when you started smoking?

9. At the present time do you smoke cigarettes?

- Yes → go to 11 No

10. In which year did you stop smoking?

1 9 year

11. How many cigarettes do/did you usually smoke per day?

OR Do/did not smoke every day

ALCOHOL CONSUMPTION

12. The next few questions are about alcohol. In these questions when we use the word drink it means:

- one bottle of beer or glass of draft
- one glass of wine or a wine cooler
- one straight or mixed drink with one ounce and a half of hard liquor

During the past 12 months have you had a drink of any alcoholic beverage?

- Yes → go to 18 No

13. There are many reasons to limit one's drinking or avoid drinking altogether. What are your reasons for not drinking?

- | | |
|--|---|
| <input type="radio"/> 01 health reasons, not healthy | <input type="radio"/> 07 drinking could affect my job |
| <input type="radio"/> 02 don't like the taste | <input type="radio"/> 08 waste of money |
| <input type="radio"/> 03 don't like the effect it has on me | <input type="radio"/> 09 religious reasons |
| <input type="radio"/> 04 I have seen bad examples of what alcohol can do | <input type="radio"/> 10 brought up not to drink |
| <input type="radio"/> 05 for diet reasons, in athletic training | <input type="radio"/> 11 alcoholic or had alcohol problem |
| <input type="radio"/> 06 I am afraid I will become dependent on alcohol | <input type="radio"/> 12 other |

14. How often during the past 12 months did you participate in the following activities?

	Less than once a month	1-3 times a month			
	A few times a year	A few times a month	Once a week	More than once a week	Never
a) Spend a quiet evening at home	<input type="radio"/> 01	<input type="radio"/> 02	<input type="radio"/> 03	<input type="radio"/> 04	<input type="radio"/> 05
b) Spend time at someone else's home	<input type="radio"/> 06	<input type="radio"/> 07	<input type="radio"/> 08	<input type="radio"/> 09	<input type="radio"/> 10
c) Have friends or relatives visit your home	<input type="radio"/> 11	<input type="radio"/> 12	<input type="radio"/> 13	<input type="radio"/> 14	<input type="radio"/> 15
d) Go to a restaurant in the evening (excluding fast food)	<input type="radio"/> 16	<input type="radio"/> 17	<input type="radio"/> 18	<input type="radio"/> 19	<input type="radio"/> 20
e) Go to a restaurant for lunch (excluding fast food)	<input type="radio"/> 21	<input type="radio"/> 22	<input type="radio"/> 23	<input type="radio"/> 24	<input type="radio"/> 25
f) Go to a bar/tavern	<input type="radio"/> 26	<input type="radio"/> 27	<input type="radio"/> 28	<input type="radio"/> 29	<input type="radio"/> 30
g) Go to a club or a meeting	<input type="radio"/> 31	<input type="radio"/> 32	<input type="radio"/> 33	<input type="radio"/> 34	<input type="radio"/> 35

15. How many times during the past 12 months did you participate in the following special occasions or seasonal activities?

	Less than 12 times	12-51 times	52 times	More than 52 times	
	A few times a year	A few times a month	Once a week	More than once a week	Never
a) Leisure activities such as being at a cottage, camping or boating	<input type="radio"/> 01	<input type="radio"/> 02	<input type="radio"/> 03	<input type="radio"/> 04	<input type="radio"/> 05
b) Sports activities such as skiing, softball or golf	<input type="radio"/> 06	<input type="radio"/> 07	<input type="radio"/> 08	<input type="radio"/> 09	<input type="radio"/> 10
c) Attend a party, social gathering or wedding	<input type="radio"/> 11	<input type="radio"/> 12	<input type="radio"/> 13	<input type="radio"/> 14	<input type="radio"/> 15
d) Go to a concert, sports event or festival	<input type="radio"/> 16	<input type="radio"/> 17	<input type="radio"/> 18	<input type="radio"/> 19	<input type="radio"/> 20

16. Did you ever drink alcoholic beverages regularly?

- ¹ Yes → go to 37
- ² No

17. Does this mean that you have never had a drink?

- ¹ Yes
 - ² No
- } go to 48

18. I'm going to read several statements about the reasons why people drink. For each tell me if it is a reason you drink. Do you drink...

- | | Yes | No |
|--|-------------------------------------|-------------------------------------|
| a) To be sociable? | <input type="radio"/> ⁰¹ | <input type="radio"/> ⁰² |
| b) To add to the enjoyment of meals? | <input type="radio"/> ⁰³ | <input type="radio"/> ⁰⁴ |
| c) To feel good? | <input type="radio"/> ⁰⁵ | <input type="radio"/> ⁰⁶ |
| d) To help you relax? | <input type="radio"/> ⁰⁷ | <input type="radio"/> ⁰⁸ |
| e) To forget worries? | <input type="radio"/> ⁰⁹ | <input type="radio"/> ¹⁰ |
| f) To feel less inhibited or shy? | <input type="radio"/> ¹¹ | <input type="radio"/> ¹² |

19. During the past 12 months how often on average did you drink alcoholic beverages? Was it...

- ¹ everyday?
- ² 4-6 times a week?
- ³ 2-3 times a week?
- ⁴ once a week?
- ⁵ 1-3 times a month?
- ⁶ less than once a month?

20. On the days when you drank how many drinks did you usually have?

number of drinks

21. What types of alcoholic beverages do you usually drink? (mark all that apply)

- ¹ beer
- ² light beer
- ³ wine
- ⁴ wine coolers
- ⁵ straight liquor
- ⁶ mixed liquor
- ⁷ other

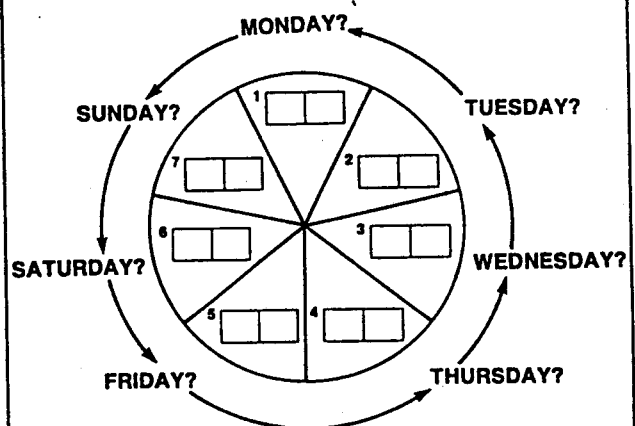
22. How many times in the past 12 months have you had FIVE or more drinks on one occasion?

23. In the past 12 months, what is the highest number of drinks you can recall having on any one occasion?

24. Thinking back over the last 7 days, starting with yesterday, how many drinks did you have on each day?

- ¹ None at all → go to 25

How many drinks did you have on...



25. How often during the past 12 months did you participate in the following activities?

	Less than once a month	1-3 times a month	Once a week	More than once a week	Never	B. When you _____ how often do you drink? Never, less than half the time, half the time, more than half the time or always?					C. How many drinks do you usually have?	
	A few times a year	A few times a month				Never	Less than 1/2 the time	1/2 the time	More than 1/2 the time	Always	Number of drinks	
a) Spend a quiet evening at home	01 <input type="radio"/>	02 <input type="radio"/>	03 <input type="radio"/>	04 <input type="radio"/>	05 <input type="radio"/>	01 <input type="radio"/>	02 <input type="radio"/>	03 <input type="radio"/>	04 <input type="radio"/>	05 <input type="radio"/>	▶ <input type="text"/> <input type="text"/>	
b) Spend time at someone else's home	06 <input type="radio"/>	07 <input type="radio"/>	08 <input type="radio"/>	09 <input type="radio"/>	10 <input type="radio"/>	06 <input type="radio"/>	07 <input type="radio"/>	08 <input type="radio"/>	09 <input type="radio"/>	10 <input type="radio"/>	▶ <input type="text"/> <input type="text"/>	
c) Have friends or relatives visit your home	11 <input type="radio"/>	12 <input type="radio"/>	13 <input type="radio"/>	14 <input type="radio"/>	15 <input type="radio"/>	11 <input type="radio"/>	12 <input type="radio"/>	13 <input type="radio"/>	14 <input type="radio"/>	15 <input type="radio"/>	▶ <input type="text"/> <input type="text"/>	
d) Go to a restaurant in the evening (excluding fast food)	16 <input type="radio"/>	17 <input type="radio"/>	18 <input type="radio"/>	19 <input type="radio"/>	20 <input type="radio"/>	16 <input type="radio"/>	17 <input type="radio"/>	18 <input type="radio"/>	19 <input type="radio"/>	20 <input type="radio"/>	▶ <input type="text"/> <input type="text"/>	
e) Go to a restaurant for lunch (excluding fast food)	21 <input type="radio"/>	22 <input type="radio"/>	23 <input type="radio"/>	24 <input type="radio"/>	25 <input type="radio"/>	21 <input type="radio"/>	22 <input type="radio"/>	23 <input type="radio"/>	24 <input type="radio"/>	25 <input type="radio"/>	▶ <input type="text"/> <input type="text"/>	
f) Go to a bar/tavern	26 <input type="radio"/>	27 <input type="radio"/>	28 <input type="radio"/>	29 <input type="radio"/>	30 <input type="radio"/>	26 <input type="radio"/>	27 <input type="radio"/>	28 <input type="radio"/>	29 <input type="radio"/>	30 <input type="radio"/>	▶ <input type="text"/> <input type="text"/>	
g) Go to a club or a meeting	31 <input type="radio"/>	32 <input type="radio"/>	33 <input type="radio"/>	34 <input type="radio"/>	35 <input type="radio"/>	31 <input type="radio"/>	32 <input type="radio"/>	33 <input type="radio"/>	34 <input type="radio"/>	35 <input type="radio"/>	▶ <input type="text"/> <input type="text"/>	

26. How many times during the past 12 months did you participate in the following special occasions or seasonal activities?

	Less than 12 times	12-51 times	52 times	More than 52 times	Never	B. When you _____ how often do you drink? Never, less than half the time, half the time, more than half the time or always?					C. How many drinks do you usually have?	
	A few times a year	A few times a month	Once a week	More than once a week		Never	Less than 1/2 the time	1/2 the time	More than 1/2 the time	Always	Number of drinks	
a) leisure activities such as being at a cottage, camping or boating	01 <input type="radio"/>	02 <input type="radio"/>	03 <input type="radio"/>	04 <input type="radio"/>	05 <input type="radio"/>	01 <input type="radio"/>	02 <input type="radio"/>	03 <input type="radio"/>	04 <input type="radio"/>	05 <input type="radio"/>	▶ <input type="text"/> <input type="text"/>	
b) sports activities such as skiing, softball or golf	06 <input type="radio"/>	07 <input type="radio"/>	08 <input type="radio"/>	09 <input type="radio"/>	10 <input type="radio"/>	06 <input type="radio"/>	07 <input type="radio"/>	08 <input type="radio"/>	09 <input type="radio"/>	10 <input type="radio"/>	▶ <input type="text"/> <input type="text"/>	
c) Attend a party, social gathering or wedding	11 <input type="radio"/>	12 <input type="radio"/>	13 <input type="radio"/>	14 <input type="radio"/>	15 <input type="radio"/>	11 <input type="radio"/>	12 <input type="radio"/>	13 <input type="radio"/>	14 <input type="radio"/>	15 <input type="radio"/>	▶ <input type="text"/> <input type="text"/>	
d) Go to a concert, sports event, or festival	16 <input type="radio"/>	17 <input type="radio"/>	18 <input type="radio"/>	19 <input type="radio"/>	20 <input type="radio"/>	16 <input type="radio"/>	17 <input type="radio"/>	18 <input type="radio"/>	19 <input type="radio"/>	20 <input type="radio"/>	▶ <input type="text"/> <input type="text"/>	

27. During the past 12 months, how often did you drink...

	Less than once a month	1-3 times a month			
	A few times a year	A few times a month	Once a week	More than once a week	

- a) with friends? 01 02 03 04 05
- b) with your spouse/partner? 06 07 08 09 10
(If respondent is not married or living with a partner do not ask, and mark 'never')
- c) with family members or relatives? ... 11 12 13 14 15
- d) with co-workers? 16 17 18 19 20
- e) by yourself or when others were not drinking? 21 22 23 24 25

28. As the price of alcoholic beverages has increased, have you...

- | | | |
|--|-----|----|
| | Yes | No |
|--|-----|----|
- a) cut down the amount you drink (buy)? 01 02
 - b) switched to a cheaper brand? 03 04
 - c) made your own? 05 06
 - d) drank at home instead of going out to drink? 07 08
 - e) bought more duty free liquor whenever possible? 09 10
 - f) looked for occasions when drinks were free? 11 12

29. In the past 12 months, have you been invited to have a drink by any of the following?

- | | | |
|--|-----|----|
| | Yes | No |
|--|-----|----|
- a) your spouse/partner 1 2
(If respondent is not married or living with a partner do not ask, and mark 'no')
 - b) a family member or relative 3 4
 - c) a friend 5 6
 - d) a co-worker 7 8

30. In the past 12 months, have you taken a drink to please anyone although you did not feel like drinking?

1 Yes 2 No → go to 31

Was it to please...

- | | | |
|--|-----|----|
| | Yes | No |
|--|-----|----|
- a) your spouse/partner? 1 2
(If respondent is not married or living with a partner, do not ask, and mark 'no')
 - b) a family member or relative? 3 4
 - c) a friend? 5 6
 - d) a co-worker? 7 8

31. In the past 12 months, has there been an occasion when you would have liked to take a drink but did not in order to please anyone?

1 Yes 2 No → go to 32

Was it to please...

- | | | |
|--|-----|----|
| | Yes | No |
|--|-----|----|
- a) your spouse/partner? 1 2
(If respondent is not married or living with a partner do not ask, and mark 'no')
 - b) a family member or relative? 3 4
 - c) a friend? 5 6
 - d) a co-worker? 7 8

32. Do you drive a motor vehicle?

1 Yes 2 No → go to 35

33. In the past 12 months have you been in a motor vehicle accident with you as the driver, even if it wasn't your fault?

1 Yes 2 No

34. In the past 12 months, how many times have you driven after having two or more drinks in the previous hour?

number of occurrences

35. Have you ever had any contact with the police as a result of your drinking?
 Yes No

40. Have you ever reduced or cut down the amount you drink without quitting completely?
 Yes → go to 42 No

36. Was there ever a time that you felt your alcohol use had a harmful effect on...

		Was this during the past 12 months?		
			Yes	No
a) your friendships or social life?	<input type="radio"/> Yes →		<input type="radio"/>	<input type="radio"/>
	<input type="radio"/> No			
b) your physical health?	<input type="radio"/> Yes →		<input type="radio"/>	<input type="radio"/>
	<input type="radio"/> No			
c) your outlook on life (happiness)? ...	<input type="radio"/> Yes →		<input type="radio"/>	<input type="radio"/>
	<input type="radio"/> No			
d) your home life or marriage?	<input type="radio"/> Yes →		<input type="radio"/>	<input type="radio"/>
	<input type="radio"/> No			
e) your work, studies or employment opportunities?	<input type="radio"/> Yes →		<input type="radio"/>	<input type="radio"/>
	<input type="radio"/> No			
f) your financial position?	<input type="radio"/> Yes →		<input type="radio"/>	<input type="radio"/>
	<input type="radio"/> No			

41. INTERVIEWER CHECK ITEM:
 If 'No' in 37 and 'No' in 40 go to 46
 Otherwise go to 44

42. When was the last time? Was it...
 within the past 12 months?
 1-5 years ago?
 over 5 years ago?

43. How long did it last?
 still continuing
 less than 1 month
 1-3 months
 4-6 months
 7-11 months
 1-2 years
 3-5 years
 more than 5 years

37. Have you ever stopped drinking altogether for a period of time?
 Yes No → go to 40

44. Why did you reduce drinking or quit drinking altogether?

	Yes	No
a) for reasons such as pregnancy, dieting, athletic training, etc.	<input type="radio"/>	<input type="radio"/>
b) because you were getting older	<input type="radio"/>	<input type="radio"/>
c) you thought you were drinking too much/or had a drinking problem	<input type="radio"/>	<input type="radio"/>
d) it was affecting your work, studies or employment opportunities	<input type="radio"/>	<input type="radio"/>
e) it was interfering with your family or home life	<input type="radio"/>	<input type="radio"/>
f) it was affecting your physical health	<input type="radio"/>	<input type="radio"/>
g) it was affecting your friendships or social life	<input type="radio"/>	<input type="radio"/>
h) it was affecting your financial position	<input type="radio"/>	<input type="radio"/>
i) it was affecting your outlook on life, happiness	<input type="radio"/>	<input type="radio"/>
j) because of influence from your family or friends	<input type="radio"/>	<input type="radio"/>

38. When was the last time? Was it...
 within the past 12 months?
 1-5 years ago?
 over 5 years ago?

39. How long did it last?
 still continuing
 less than 1 month
 1-3 months
 4-6 months
 7-11 months
 1-2 years
 3-5 years
 more than 5 years

45. Which of the following things did you do to reduce the amount you drink, or to quit altogether?

Yes No

- a) Skip parties or other social events? ⁰¹○ ⁰²○
- b) Avoid being with friends who drink a lot? ⁰³○ ⁰⁴○
- c) Go to bars and taverns less often? ⁰⁵○ ⁰⁶○
- d) Limit the number of drinks you have? ⁰⁷○ ⁰⁸○
- e) Change what you drink? (eg. changed to soft drinks or light beer) ⁰⁹○ ¹⁰○
- f) Get involved in activities that do not include drinking? ¹¹○ ¹²○

46. There are many services and help for people concerned about drinking. Have you ever used any of the services or help offered for yourself?

¹○ Yes ²○ No → go to 48

47. Which services or help did you use?

- ⁰¹○ family member/friend
- ⁰²○ A.A. (Alcoholics Anonymous), Al-Anon, support group
- ⁰³○ psychologist, psychiatrist, social worker
- ⁰⁴○ psychiatric hospital
- ⁰⁵○ minister, priest, rabbi
- ⁰⁶○ doctor, nurse
- ⁰⁷○ hospital, emergency department
- ⁰⁸○ alcohol/drug addiction agency
- ⁰⁹○ detox (detoxification) centre, halfway house
- ¹⁰○ other

48. INTERVIEWER CHECK ITEM:

- ¹○ If legally married or living with partner (1 in Q5 or 1 in Q6), go to 49
- ²○ Otherwise, go to 51

49. Thinking about the past 12 months, how often has your spouse/partner had a drink? Was it...

- ¹○ everyday?
- ²○ 4-6 times a week?
- ³○ 2-3 times a week?
- ⁴○ once a week?
- ⁵○ 1-3 times a month?
- ⁶○ less than once a month?
- ⁷○ don't know
- ⁸○ never? → go to 51

50. On the days when he/she drank, how many drinks did he/she usually have?

number of drinks

51. Now I'll describe situations that people sometimes find themselves in. For each one, please tell me how much a person in that situation should feel free to drink.

Should there be...

No drinking?	1-2 drinks?	Enough to feel the effects?	Getting drunk is sometimes OK?	Don't know
--------------	-------------	-----------------------------	--------------------------------	------------

- a) at a party, at someone else's home? ⁰¹○ ⁰²○ ⁰³○ ⁰⁴○ ⁰⁵○
- b) for a man out at a bar with friends? ⁰⁶○ ⁰⁷○ ⁰⁸○ ⁰⁹○ ¹⁰○
- c) for a woman out at a bar with friends? ¹¹○ ¹²○ ¹³○ ¹⁴○ ¹⁵○
- d) for a couple having dinner at home? ... ¹⁶○ ¹⁷○ ¹⁸○ ¹⁹○ ²⁰○
- e) for co-workers out to lunch? ... ²¹○ ²²○ ²³○ ²⁴○ ²⁵○
- f) with friends at your home? ²⁶○ ²⁷○ ²⁸○ ²⁹○ ³⁰○
- g) when getting together with friends after work before going home? ³¹○ ³²○ ³³○ ³⁴○ ³⁵○
- h) when getting together with people for sports events or recreation? . ³⁶○ ³⁷○ ³⁸○ ³⁹○ ⁴⁰○

	Yes	No	Don't know/ N/A
52. a) Have you ever spoken to somebody at work because drinking was affecting their performance?	<input type="radio"/> 1	<input type="radio"/> 2	<input type="radio"/> 3
b) Have you ever driven/arranged for transportation to take someone home from a party because you thought they had too much to drink?	<input type="radio"/> 4	<input type="radio"/> 5	<input type="radio"/> 6
c) Have you ever called the police after seeing a drunk person get behind the wheel or drive dangerously?	<input type="radio"/> 7	<input type="radio"/> 8	<input type="radio"/> 9

53. The next few questions are about your experience with other people's drinking problems. Have you ever...

	Was this during the past 12 months?	
	Yes	No
a) Been insulted or humiliated by someone who had been drinking?	<input type="radio"/> 01 Yes →	<input type="radio"/> 01 <input type="radio"/> 02 No
b) Had serious arguments or quarrels as a result of someone else's drinking?	<input type="radio"/> 03 Yes →	<input type="radio"/> 03 <input type="radio"/> 04 No
c) Had friendships break up as a result of someone else's drinking?	<input type="radio"/> 05 Yes →	<input type="radio"/> 05 <input type="radio"/> 06 No
d) Had family problems or marriage difficulties due to someone else's drinking?	<input type="radio"/> 07 Yes →	<input type="radio"/> 07 <input type="radio"/> 08 No
e) Been a passenger with a driver who had too much to drink?	<input type="radio"/> 09 Yes →	<input type="radio"/> 09 <input type="radio"/> 10 No
f) Been in a motor vehicle accident because of someone else's drinking?	<input type="radio"/> 11 Yes →	<input type="radio"/> 11 <input type="radio"/> 12 No
g) Had your property vandalized by someone who had been drinking?	<input type="radio"/> 13 Yes →	<input type="radio"/> 13 <input type="radio"/> 14 No
h) Been pushed, hit or assaulted by someone who had been drinking?	<input type="radio"/> 15 Yes →	<input type="radio"/> 15 <input type="radio"/> 16 No
i) Been disturbed by loud parties or the behaviour of people drinking?	<input type="radio"/> 17 Yes →	<input type="radio"/> 17 <input type="radio"/> 18 No
j) Had financial trouble because of someone else's drinking?	<input type="radio"/> 19 Yes →	<input type="radio"/> 19 <input type="radio"/> 20 No

	Was this during the past 12 months?	
	Yes	No
54. a) Has your spouse/partner ever had a drinking problem?	<input type="radio"/> 1 Yes →	<input type="radio"/> 1 <input type="radio"/> 2 No
<i>(If respondent is not married or living with a partner do not ask, and mark 'no')</i>		
b) Has a family member or relative ever had a drinking problem?	<input type="radio"/> 3 Yes →	<input type="radio"/> 3 <input type="radio"/> 4 No
c) Have you ever had a friend with a drinking problem?	<input type="radio"/> 5 Yes →	<input type="radio"/> 5 <input type="radio"/> 6 No
d) Have you ever known a co-worker who had a drinking problem?	<input type="radio"/> 7 Yes →	<input type="radio"/> 7 <input type="radio"/> 8 No

55. INTERVIEWER CHECK ITEM:

1 If all 'NO' in 54, go to 58

2 If one or more 'yes' responses, refer to the first 'yes' in 54 when asking questions 56 and 57.

56. Did you do any of the following because of your _____'s drinking problem? Did you...

	Yes	No
a) avoid the person? ..	<input type="radio"/> 1	<input type="radio"/> 2
b) give advice?	<input type="radio"/> 3	<input type="radio"/> 4
c) suggest they seek professional help or help them to get assistance?	<input type="radio"/> 5	<input type="radio"/> 6 → go to 58

57. Which services or help did you suggest?
- 01 family member/friend
 - 02 A.A.(Alcoholics Anonymous), Al-Anon, support group
 - 03 Psychologist, psychiatrist, social worker
 - 04 psychiatric hospital
 - 05 minister, priest, rabbi
 - 06 doctor, nurse
 - 07 hospital, emergency department
 - 08 alcohol/drug addiction agency
 - 09 detox (detoxification) centre, halfway house

58. The next few questions refer to the use of medicines and pills in the last 30 days.

INTERVIEWER CHECK ITEM:
If respondent is a non-drinker
(No to Q12) do not ask Part C.

A. In the past 30 days did you take any of the following medications?	B. Was this with a doctor's order or prescription?	C. Did you consume any alcoholic beverages while using this medication?
a) aspirin or similar pain reliever (includes arthritis medicine)	01 <input type="radio"/> Yes → 01 <input type="radio"/> Yes 02 <input type="radio"/> No 02 <input type="radio"/> No	01 <input type="radio"/> Yes 02 <input type="radio"/> No
b) tranquilizers such as valium	03 <input type="radio"/> Yes → 03 <input type="radio"/> Yes 04 <input type="radio"/> No 04 <input type="radio"/> No	03 <input type="radio"/> Yes 04 <input type="radio"/> No
c) diet pills or stimulants	05 <input type="radio"/> Yes → 05 <input type="radio"/> Yes 06 <input type="radio"/> No 06 <input type="radio"/> No	05 <input type="radio"/> Yes 06 <input type="radio"/> No
d) anti-depressants	07 <input type="radio"/> Yes → 07 <input type="radio"/> Yes 08 <input type="radio"/> No 08 <input type="radio"/> No	07 <input type="radio"/> Yes 08 <input type="radio"/> No
e) codeine, demerol, morphine	09 <input type="radio"/> Yes → 09 <input type="radio"/> Yes 10 <input type="radio"/> No 10 <input type="radio"/> No	09 <input type="radio"/> Yes 10 <input type="radio"/> No
f) allergy medicine such as sinutab	11 <input type="radio"/> Yes → 11 <input type="radio"/> Yes 12 <input type="radio"/> No 12 <input type="radio"/> No	11 <input type="radio"/> Yes 12 <input type="radio"/> No
g) cough or cold remedies	13 <input type="radio"/> Yes → 13 <input type="radio"/> Yes 14 <input type="radio"/> No 14 <input type="radio"/> No	13 <input type="radio"/> Yes 14 <input type="radio"/> No
h) penicillin or similar antibiotics	15 <input type="radio"/> Yes → 15 <input type="radio"/> Yes 16 <input type="radio"/> No 16 <input type="radio"/> No	15 <input type="radio"/> Yes 16 <input type="radio"/> No
i) medicine for the heart or blood pressure	17 <input type="radio"/> Yes → 17 <input type="radio"/> Yes 18 <input type="radio"/> No 18 <input type="radio"/> No	17 <input type="radio"/> Yes 18 <input type="radio"/> No
j) Insulin or similar diabetic medicine	19 <input type="radio"/> Yes → 19 <input type="radio"/> Yes 20 <input type="radio"/> No 20 <input type="radio"/> No	19 <input type="radio"/> Yes 20 <input type="radio"/> No
k) sleeping pills	21 <input type="radio"/> Yes → 21 <input type="radio"/> Yes 22 <input type="radio"/> No 22 <input type="radio"/> No	21 <input type="radio"/> Yes 22 <input type="radio"/> No
l) stomach remedies, laxatives	23 <input type="radio"/> Yes → 23 <input type="radio"/> Yes 24 <input type="radio"/> No 24 <input type="radio"/> No	23 <input type="radio"/> Yes 24 <input type="radio"/> No

59. Have you ever used any of the following?

B. Have you used it in the past 12 months?

Yes No

- a) Marijuana or hash ⁰¹○ Yes → ⁰¹○ ⁰²○
⁰²○ No
- b) Cocaine or crack ⁰³○ Yes → ⁰³○ ⁰⁴○
⁰⁴○ No
- c) LSD (acid) ⁰⁵○ Yes → ⁰⁵○ ⁰⁶○
⁰⁶○ No
- d) Speed (amphetamines) . . . ⁰⁷○ Yes → ⁰⁷○ ⁰⁸○
⁰⁸○ No
- e) Heroin ⁰⁹○ Yes → ⁰⁹○ ¹⁰○
¹⁰○ No

IF ALL NO IN 59 GO TO 68

60. There are many services and help for people concerned about drugs. Have you ever used any of the services or help offered for yourself?

- ¹○ Yes ²○ No

61. Have you ever had any contact with the police as a result of your drug use?

- ¹○ Yes ²○ No

62. INTERVIEWER CHECK ITEM:

- ¹○ If respondent has used marijuana in the past 12 months ('yes' to second part of 59a) go to 63
- ²○ Otherwise, go to 68

63. I'm going to read several statements about the reasons why people use marijuana or hash. For each tell me if that is a reason you have for using marijuana.

- | | Yes | No |
|--|-----------------|-----------------|
| a) To feel high | ⁰¹ ○ | ⁰² ○ |
| b) To relax | ⁰³ ○ | ⁰⁴ ○ |
| c) To forget worries | ⁰⁵ ○ | ⁰⁶ ○ |
| d) To be sociable | ⁰⁷ ○ | ⁰⁸ ○ |
| e) To feel less inhibited or shy | ⁰⁹ ○ | ¹⁰ ○ |
| f) To see what it was like | ¹¹ ○ | ¹² ○ |

64. How often have you used marijuana or hash in the past 12 months?

- ¹○ less than once a month
- ²○ 1-3 times a month
- ³○ once a week
- ⁴○ more than once a week

65. During the past 12 months have you used marijuana or hash in the following places?

- | | Yes | No |
|--|-----------------|-----------------|
| a) at a bar/tavern | ⁰¹ ○ | ⁰² ○ |
| b) at a private home | ⁰³ ○ | ⁰⁴ ○ |
| c) at school/university | ⁰⁵ ○ | ⁰⁶ ○ |
| d) at a party or social gathering | ⁰⁷ ○ | ⁰⁸ ○ |
| e) at a concert, sports event, festival, etc. | ⁰⁹ ○ | ¹⁰ ○ |
| f) outdoors: while boating, camping, skiing, fishing | ¹¹ ○ | ¹² ○ |

66. Have you used marijuana or hash with the following people during the last 12 months?

- | | Yes | No |
|--|-----------------|-----------------|
| a) with your spouse/partner | ⁰¹ ○ | ⁰² ○ |
| <i>(If respondent is not married or living with a partner do not ask, and mark 'no')</i> | | |
| b) with a family member or relative | ⁰³ ○ | ⁰⁴ ○ |
| c) with friends | ⁰⁵ ○ | ⁰⁶ ○ |
| d) with co-workers | ⁰⁷ ○ | ⁰⁸ ○ |
| e) while alone | ⁰⁹ ○ | ¹⁰ ○ |

67. In the past 12 months have you driven within two hours of using marijuana/hash?

- ¹○ Yes ²○ No

68. The next few questions concern problems with the use of illegal drugs or prescription drugs which may have been experienced by others.

- | | Yes | No |
|--|----------------|----------------|
| a) Has your spouse/partner ever had a drug problem? | ¹ ○ | ² ○ |
| <i>(If respondent is not married or living with a partner do not ask, and mark 'no')</i> | | |
| b) Has a family member or relative ever had a drug problem? | ³ ○ | ⁴ ○ |
| c) Have you ever had a friend with a drug problem? | ⁵ ○ | ⁶ ○ |
| d) Have you ever known a co-worker who had a drug problem? | ⁷ ○ | ⁸ ○ |

69. INTERVIEWER CHECK ITEM:

- ¹ If all 'NO' in 68 → go to 72.
- ² If one or more 'YES' responses refer to the first 'YES' in 68 when asking questions 70 and 71.

70. Did you do any of the following because of your _____'s drug problem? Did you...

- | | Yes | No |
|--|------------------------------------|---|
| a) avoid the person? .. | <input type="radio"/> ¹ | <input type="radio"/> ² |
| b) give advice? | <input type="radio"/> ³ | <input type="radio"/> ⁴ |
| c) suggest they seek professional help or help them to get assistance? | <input type="radio"/> ⁵ | <input type="radio"/> ⁶ → go to 72 |

71. Which services or help did you suggest?

- ⁰¹ family member, friend
- ⁰² A.A.(Alcoholics Anonymous), Al-Anon, support group, Narcotics Anonymous
- ⁰³ psychologist, psychiatrist, social worker
- ⁰⁴ psychiatric hospital
- ⁰⁵ minister, priest, rabbi
- ⁰⁶ doctor, nurse
- ⁰⁷ hospital, emergency department
- ⁰⁸ alcohol/drug addiction agency
- ⁰⁹ detoxification (detox) centre, half-way house
- ¹⁰ other

72. Have any of the following situations ever happened to you?

- | | Yes | No |
|---|------------------------------------|------------------------------------|
| a) Have there been times when you would have welcomed more details from your pharmacist or doctor about side-effects of medication? | <input type="radio"/> ¹ | <input type="radio"/> ² |
| b) Have you ever expressed concern to a friend or relative about their use of prescription drugs? | <input type="radio"/> ³ | <input type="radio"/> ⁴ |
| c) Have you ever contacted the police because you knew of someone using drugs? | <input type="radio"/> ⁵ | <input type="radio"/> ⁶ |
| d) Have you ever suggested to a friend that they stop using drugs? | <input type="radio"/> ⁷ | <input type="radio"/> ⁸ |

73. Now we have just a few more questions to ask on how you feel about laws concerning alcohol and drugs. Do you think...

- | | Increase | Decrease | Same | Don't know |
|---|-------------------------------------|-------------------------------------|-------------------------------------|-------------------------------------|
| a) Taxes on alcoholic beverages should be increased, decreased or remain the same? | <input type="radio"/> ⁰¹ | <input type="radio"/> ⁰² | <input type="radio"/> ⁰³ | <input type="radio"/> ⁰⁴ |
| b) Beer and liquor store hours should be increased, decreased or remain the same? | <input type="radio"/> ⁰⁵ | <input type="radio"/> ⁰⁶ | <input type="radio"/> ⁰⁷ | <input type="radio"/> ⁰⁸ |
| c) The legal drinking age should be raised, lowered or remain the same? | <input type="radio"/> ⁰⁹ | <input type="radio"/> ¹⁰ | <input type="radio"/> ¹¹ | <input type="radio"/> ¹² |
| d) Efforts to prevent drunken customers being served should be increased, decreased or remain the same? | <input type="radio"/> ¹³ | <input type="radio"/> ¹⁴ | <input type="radio"/> ¹⁵ | <input type="radio"/> ¹⁶ |
| e) Government's advertising against drinking should be increased, decreased or remain the same? | <input type="radio"/> ¹⁷ | <input type="radio"/> ¹⁸ | <input type="radio"/> ¹⁹ | <input type="radio"/> ²⁰ |
| f) Alcohol or drug education and prevention programs should be increased, decreased or remain the same? | <input type="radio"/> ²¹ | <input type="radio"/> ²² | <input type="radio"/> ²³ | <input type="radio"/> ²⁴ |
| g) Treatment programs should be increased, decreased or remain the same? | <input type="radio"/> ²⁵ | <input type="radio"/> ²⁶ | <input type="radio"/> ²⁷ | <input type="radio"/> ²⁸ |

74. Do you think alcoholic beverages should be available in the corner stores?

¹ Yes ² No ³ Don't know

75. Do you think alcoholic beverages should have warning labels about possible health hazards?

¹ Yes ² No ³ Don't know

76. Should the government prohibit wine, liquor and beer advertising on T.V.?

¹ Yes ² No ³ Don't know

77. Should the government prohibit wine/liquor/beer companies from sponsoring sporting or cultural events?

¹ Yes ² No ³ Don't know

78. We would like your opinion about programs to reduce problems with alcohol, abuse of medication, and illegal drug use. Do you think...

	Very effective	Moderately effective	Not at all effective	Don't know/ No opinion
--	----------------	----------------------	----------------------	------------------------

a) self help programs such as AA, are very effective, moderately effective, not effective at all? ... ⁰¹ ⁰² ⁰³ ⁰⁴

b) emergency telephone services are very effective, moderately effective, not effective at all? ... ⁰⁵ ⁰⁶ ⁰⁷ ⁰⁸

c) community prevention efforts such as providing workshops and information on alcohol and drugs are very effective, moderately effective, not effective at all? ... ⁰⁹ ¹⁰ ¹¹ ¹²

d) treatment by social workers or medical staff in the area of alcohol and drugs are very effective, moderately effective, not effective at all? ... ¹³ ¹⁴ ¹⁵ ¹⁶

79. The possession of marijuana is currently illegal in Canada. Do you think a person should get a criminal record if he/she is caught possessing marijuana?

¹ Yes ² No ³ Don't know

80. Do the following problems exist in your community or neighbourhood enough for you to be concerned?

	Yes	No
a) drinking and driving?	⁰¹ <input type="radio"/>	⁰² <input type="radio"/>
b) family conflicts related to alcohol use?	⁰³ <input type="radio"/>	⁰⁴ <input type="radio"/>
c) public fights or disturbances from alcohol use?	⁰⁵ <input type="radio"/>	⁰⁶ <input type="radio"/>
d) alcohol related health problems?	⁰⁷ <input type="radio"/>	⁰⁸ <input type="radio"/>
e) problems in the workplace due to alcohol use?	⁰⁹ <input type="radio"/>	¹⁰ <input type="radio"/>
f) misuse of prescription drugs and over the counter drugs?	¹¹ <input type="radio"/>	¹² <input type="radio"/>
g) illegal drug use or criminal activity due to alcohol or drugs?	¹³ <input type="radio"/>	¹⁴ <input type="radio"/>

81. Now I would like to ask you a few questions about yourself.

How much do you currently weigh?

¹ <input type="text" value=""/> <input type="text" value=""/> <input type="text" value=""/>	OR	² <input type="text" value=""/> <input type="text" value=""/> <input type="text" value=""/>
pounds		kilograms

82. How tall are you?

¹ <input type="text" value=""/> <input type="text" value=""/>	OR	² <input type="text" value=""/> <input type="text" value=""/> <input type="text" value=""/>
feet inches		centimetres

83. What is the highest grade or level of education you have ever completed?

¹ No schooling

² Elementary

³ Some } secondary

⁴ Completed }

⁵ Some } community college, technical college, CEGEP, nurse's training

⁶ Completed }

⁷ Some } university or teacher's college

⁸ Completed }

⁹ Other education or training

84. Which of the following best describes your main activity during the past 12 months? Were you mainly...

¹ Working at a job or business → go to 86

² Looking for work → go to 85

³ A student

⁴ Retired

⁵ Keeping house

⁶ other

} go to 88

85. Did you have a job at any time during the past 12 months?
 Yes No → go to 88

86. What kind of business, industry or service is/was it that you work/worked for?

87. What kind of work do/did you do?

88. In the past FIVE years, have you been continuously unemployed for a year or longer (that is not being paid for work but looking for work)?
 Yes No

89. What language do you speak at home now (*if more than one language, which is spoken most often*)?
 English
 French
 German
 Italian
 Chinese
 Other

90. Which ethnic or cultural group do you belong to?
 Canadian
 French
 English (British)
 German
 Scottish
 Irish
 Italian
 Ukrainian
 Dutch
 Chinese
 Jewish
 Polish
 Portugese
 Other

91. What if any is your religion?
 None → go to 93
 Roman Catholic
 United Church
 Anglican
 Presbyterian
 Baptist
 Pentecostal
 Lutheran
 Greek Orthodox
 Ukrainian Catholic
 Jewish
 Jehovah's Witness
 Mennonite
 Islam
 Hindu
 Other

92. Do you consider yourself to be very religious, moderately religious, or not very religious?
 Very religious
 Moderately religious
 Not very religious

93. Are there any children under 15 living in the household?
 Yes No
 ↓
 How many are...
 5 years old or less?

 6 to 11 years old?

 12 to 14 years old?

94. What was your household's total income from all sources before taxes and deductions for 1988? Was it...

<input type="radio"/> Less than \$20,000	{	<input type="radio"/> Less than \$10,000	{	<input type="radio"/> Less than \$5,000
		<input type="radio"/> \$10,000 or more		<input type="radio"/> \$5,000 or more
<input type="radio"/> \$20,000 or more	{	<input type="radio"/> Less than \$40,000	{	<input type="radio"/> Less than \$30,000
		<input type="radio"/> \$40,000 or more		<input type="radio"/> \$30,000 or more
<input type="radio"/> no income	{	<input type="radio"/> Less than \$60,000	{	<input type="radio"/> Less than \$60,000
		<input type="radio"/> don't know		<input type="radio"/> \$60,000 or more



Enquête nationale sur la consommation d'alcool et de drogue

1: -
Numéro de téléphone

4:
Strate

5:
Numéro d'ordre

Nom de l'intervieweur: _____

INTRODUCTION

Statistique Canada effectue cette enquête pour le compte de Santé et Bien-être Canada. Vos réponses nous permettront de mieux comprendre la consommation d'alcool et des drogues pour ainsi régler ce problème. Votre participation est volontaire; toutefois, nous avons besoin de vos réponses pour assurer que les résultats de cette enquête reflètent bien l'opinion de l'ensemble des Canadiens. Tous les renseignements que vous me communiquerez demeureront strictement confidentiels.

1. Souhaitez-vous être interviewé(e) en français ou en anglais?

- Anglais → (Prenez un questionnaire en anglais ou fixez un autre rendez-vous) Français

2. De façon générale, si vous vous comparez aux autres personnes de votre âge, estimez-vous que votre santé est:

- Excellente?
 Très bonne?
 Bonne?
 Moyennement bonne?
 Mauvaise?

3. Au cours des douze derniers mois, votre vie a-t-elle été:

- Très stressante?
 Assez stressante?
 Pas très stressante?
 Pas stressante du tout?

4. Au cours des douze derniers mois, lorsque vous avez eu besoin d'aide ou que vous avez dû faire face à un problème, votre famille ou vos amis vous ont-ils aidé? Estimez-vous qu'ils se sont montrés:

- D'une grande aide?
 D'une certaine aide?
 D'une aide toute relative?
 D'aucune aide?
 S/O. Je n'ai besoin ni de ma famille ni de mes amis.

5. Quel est votre état matrimonial? Êtes-vous:

- Marié(e) (et non séparé(e))? → Passez à 7
 Séparé(e)?
 Divorcé(e)?
 Veuf(veuve)?

6. Vivez-vous en ménage avec un partenaire?

- Oui Non

CONSOMMATION DE TABAC

7. Je voudrais maintenant vous poser quelques questions concernant la consommation de tabac.

Avez-vous déjà fumé la cigarette?

- Oui Non → Passez à 12

8. À quel âge avez-vous commencé à fumer?

9. À l'heure actuelle, fumez-vous la cigarette?

- Oui → Passez à 11 Non

10. Quand avez-vous cessé de fumer?

Année

11. Combien de cigarettes fumez-vous (ou fumiez-vous) par jour?

- OU Ne fume pas/N'ai jamais fumé chaque jour

CONSOMMATION D'ALCOOL

12. Les questions suivantes portent sur la consommation d'alcool. Dans ces questions, nous entendons par "verre":

- une bouteille de bière ou un verre de bière en fût
- un verre de vin ou de boisson rafraichissante au vin ("wine cooler")
- un verre de spiritueux pur ou en cocktail contenant une once et demie d'alcool.

Au cours des douze derniers mois, avez-vous bu un verre de boisson alcoolique?

Non

13. Il y a de nombreuses raisons pour lesquelles les gens limitent leur consommation d'alcool ou arrêtent complètement de boire. Quelles sont les raisons pour lesquelles vous ne buvez pas?

- | | |
|--|---|
| <input type="radio"/> 01 Raisons de santé, ma santé est mauvaise | <input type="radio"/> 07 Le fait de boire des boissons alcooliques pourrait nuire à mon travail |
| <input type="radio"/> 02 Le goût ne me plaît pas | <input type="radio"/> 08 C'est un gaspillage d'argent |
| <input type="radio"/> 03 L'effet de l'alcool sur moi me déplaît | <input type="radio"/> 09 Raisons d'ordre religieux |
| <input type="radio"/> 04 J'ai vu des exemples des méfaits de l'alcool | <input type="radio"/> 10 Mon éducation m'a éloigné(e) de l'alcool |
| <input type="radio"/> 05 Je suis un régime, je fais de l'entraînement athlétique | <input type="radio"/> 11 Je suis alcoolique ou j'ai déjà eu des problèmes d'alcoolisme |
| <input type="radio"/> 06 Je crains de devenir dépendant | <input type="radio"/> 12 Autre raison |

14. Au cours des douze derniers mois, combien de fois:

	Moins d'une fois par mois	De 1 à 3 fois par mois	Une fois par semaine	Plus d'une fois par semaine	Jamais
a) avez-vous passé une soirée tranquille chez vous? ...	01 <input type="radio"/>	02 <input type="radio"/>	03 <input type="radio"/>	04 <input type="radio"/>	05 <input type="radio"/>
b) avez-vous passé une soirée en visite?	06 <input type="radio"/>	07 <input type="radio"/>	08 <input type="radio"/>	09 <input type="radio"/>	10 <input type="radio"/>
c) avez-vous reçu des amis ou des personnes apparentées chez vous?	11 <input type="radio"/>	12 <input type="radio"/>	13 <input type="radio"/>	14 <input type="radio"/>	15 <input type="radio"/>
d) êtes-vous allé(e) au restaurant le soir (abstraction faite des repas-minute)?	16 <input type="radio"/>	17 <input type="radio"/>	18 <input type="radio"/>	19 <input type="radio"/>	20 <input type="radio"/>
e) êtes-vous allé(e) au restaurant le midi (abstraction faite des repas-minute)?	21 <input type="radio"/>	22 <input type="radio"/>	23 <input type="radio"/>	24 <input type="radio"/>	25 <input type="radio"/>
f) êtes-vous allé(e) au bar ou à la taverne?	26 <input type="radio"/>	27 <input type="radio"/>	28 <input type="radio"/>	29 <input type="radio"/>	30 <input type="radio"/>
g) avez-vous été dans un club ou assisté à une réunion?	31 <input type="radio"/>	32 <input type="radio"/>	33 <input type="radio"/>	34 <input type="radio"/>	35 <input type="radio"/>

15. Au cours des douze derniers mois, combien de fois avez-vous pris part aux activités spéciales ou saisonnières qui suivent:

	Moins de 12 fois	De 12 à 51 fois	52 fois	Plus de 52 fois	Jamais
a) avez-vous eu des activités de loisirs telles qu'un séjour au chalet, une excursion en camping ou en bateau?	01 <input type="radio"/>	02 <input type="radio"/>	03 <input type="radio"/>	04 <input type="radio"/>	05 <input type="radio"/>
b) avez-vous participé à des activités sportives comme le ski, la balle molle ou le golf?	06 <input type="radio"/>	07 <input type="radio"/>	08 <input type="radio"/>	09 <input type="radio"/>	10 <input type="radio"/>
c) avez-vous assisté à une soirée, à une rencontre sociale ou à un mariage?	11 <input type="radio"/>	12 <input type="radio"/>	13 <input type="radio"/>	14 <input type="radio"/>	15 <input type="radio"/>
d) avez-vous assisté à un concert, à un événement	16 <input type="radio"/>	17 <input type="radio"/>	18 <input type="radio"/>	19 <input type="radio"/>	20 <input type="radio"/>

16. Avez-vous déjà consommé des boissons alcooliques de façon régulière?

- 1 Oui → Passez à 37
- 2 Non

17. Voulez-vous dire que vous n'avez jamais bu de boissons alcooliques?

- 1 Oui
 - 2 Non
- } Passez à 48

18. Voici plusieurs raisons pour lesquelles les gens boivent. Dans votre cas, buvez-vous:

- | | Oui | Non |
|---|--------------------------|--------------------------|
| a) pour être sociable? | <input type="radio"/> 01 | <input type="radio"/> 02 |
| b) pour rendre vos repas plus agréables? | <input type="radio"/> 03 | <input type="radio"/> 04 |
| c) pour vous sentir bien? | <input type="radio"/> 05 | <input type="radio"/> 06 |
| d) pour vous aider à vous détendre? | <input type="radio"/> 07 | <input type="radio"/> 08 |
| e) pour oublier vos soucis? | <input type="radio"/> 09 | <input type="radio"/> 10 |
| f) pour vous sentir moins gêné ou pour être moins timide? | <input type="radio"/> 11 | <input type="radio"/> 12 |

19. Au cours des douze derniers mois, à quelle fréquence avez-vous consommé de l'alcool? Était-ce:

- 1 Chaque jour
- 2 De 4 à 6 fois par semaine
- 3 De 2 à 3 fois par semaine
- 4 Une fois par semaine
- 5 De 1 à 3 fois par mois
- 6 Moins q'une fois par mois

20. Lorsque vous buviez, combien de verres preniez-vous de façon habituelle?

Nombre de verres

21. Quelles sortes de boissons alcooliques buvez-vous habituellement? (Cochez toutes les réponses qui s'appliquent.)

- 1 Bière
- 2 Bière légère
- 3 Vin
- 4 Boisson rafraichissante au vin ("wine cooler")
- 5 Spiritueux pur
- 6 Spiritueux en cocktail
- 7 Autre sorte

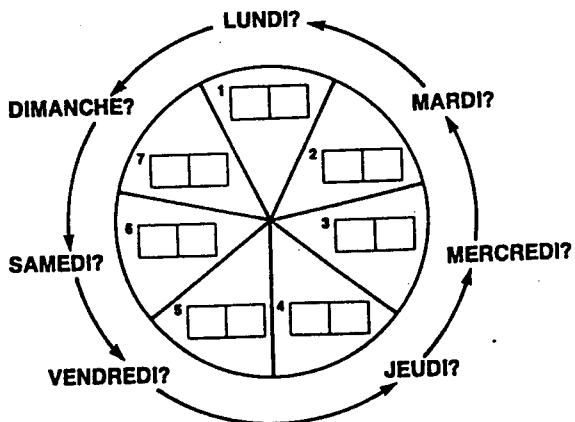
22. Au cours des douze derniers mois, combien de fois avez-vous bu CINQ verres ou plus dans une même occasion?

23. Au cours des douze derniers mois, quel plus grand nombre de verres vous souvenez-vous avoir bu à une même occasion?

24. Combien de verres avez-vous pris quotidiennement au cours des sept derniers jours? Commençons par hier.

- 1 Aucun → Passez à 25.

Combien de verres avez-vous pris:



25. Au cours des douze derniers mois, combien de fois:

	Moins qu'une fois par mois	De 1 à 3 fois par mois	Une fois par semaine	Plus d'une fois par semaine	Jamais	B. Lorsque vous _____, à quelle fréquence avez-vous consommé de l'alcool? Jamais, moins de la moitié du temps, la moitié du temps, plus de la moitié du temps ou toujours?				C. Combien de verres buvez-vous généralement?	
	Quelque-fois dans l'année	Quelque-fois dans le mois				Moins de la moitié du temps	La moitié du temps	Plus de la moitié du temps	Toujours		Nombre de verres
a) avez-vous passé une soirée tranquille chez vous?	01 <input type="radio"/>	02 <input type="radio"/>	03 <input type="radio"/>	04 <input type="radio"/>	05 <input type="radio"/>	01 <input type="radio"/>	02 <input type="radio"/>	03 <input type="radio"/>	04 <input type="radio"/>	05 <input type="radio"/>	<input type="text"/>
b) avez-vous passé une soirée en visite?	06 <input type="radio"/>	07 <input type="radio"/>	08 <input type="radio"/>	09 <input type="radio"/>	10 <input type="radio"/>	06 <input type="radio"/>	07 <input type="radio"/>	08 <input type="radio"/>	09 <input type="radio"/>	10 <input type="radio"/>	<input type="text"/>
c) avez-vous reçu des amis ou des personnes apparentées chez vous?	11 <input type="radio"/>	12 <input type="radio"/>	13 <input type="radio"/>	14 <input type="radio"/>	15 <input type="radio"/>	11 <input type="radio"/>	12 <input type="radio"/>	13 <input type="radio"/>	14 <input type="radio"/>	15 <input type="radio"/>	<input type="text"/>
d) êtes-vous allé(e) au restaurant le soir (abstraction faite des repas-minute)?	16 <input type="radio"/>	17 <input type="radio"/>	18 <input type="radio"/>	19 <input type="radio"/>	20 <input type="radio"/>	16 <input type="radio"/>	17 <input type="radio"/>	18 <input type="radio"/>	19 <input type="radio"/>	20 <input type="radio"/>	<input type="text"/>
e) êtes-vous allé(e) au restaurant le midi (abstraction faite des repas-minute)?	21 <input type="radio"/>	22 <input type="radio"/>	23 <input type="radio"/>	24 <input type="radio"/>	25 <input type="radio"/>	21 <input type="radio"/>	22 <input type="radio"/>	23 <input type="radio"/>	24 <input type="radio"/>	25 <input type="radio"/>	<input type="text"/>
f) êtes-vous allé(e) au bar ou à la taverne?	26 <input type="radio"/>	27 <input type="radio"/>	28 <input type="radio"/>	29 <input type="radio"/>	30 <input type="radio"/>	26 <input type="radio"/>	27 <input type="radio"/>	28 <input type="radio"/>	29 <input type="radio"/>	30 <input type="radio"/>	<input type="text"/>
g) avez-vous été dans un club ou assisté à une réunion?	31 <input type="radio"/>	32 <input type="radio"/>	33 <input type="radio"/>	34 <input type="radio"/>	35 <input type="radio"/>	31 <input type="radio"/>	32 <input type="radio"/>	33 <input type="radio"/>	34 <input type="radio"/>	35 <input type="radio"/>	<input type="text"/>

26. Au cours des douze derniers mois, combien de fois avez-vous pris part aux activités spéciales ou saisonnières qui suivent:

	Moins de 12 fois	De 12 à 51 fois	52 fois	Plus de 52 fois	Jamais	B. Lorsque vous _____, à quelle fréquence avez-vous consommé de l'alcool? Jamais, moins de la moitié du temps, la moitié du temps, plus de la moitié du temps ou toujours?				C. Combien de verres buvez-vous généralement?	
	Quelque-fois dans l'année	Quelque-fois dans le mois	Une fois par semaine	Plus d'une fois par semaine		Moins de la moitié du temps	La moitié du temps	Plus de la moitié du temps	Toujours		Nombre de verres
a) avez-vous eu des activités de loisirs telles qu'un séjour au chalet, une excursion en camping ou en bateau?	01 <input type="radio"/>	02 <input type="radio"/>	03 <input type="radio"/>	04 <input type="radio"/>	05 <input type="radio"/>	01 <input type="radio"/>	02 <input type="radio"/>	03 <input type="radio"/>	04 <input type="radio"/>	05 <input type="radio"/>	<input type="text"/>
b) avez-vous participé à des activités sportives comme le ski, la balle molle ou le hockey?	06 <input type="radio"/>	07 <input type="radio"/>	08 <input type="radio"/>	09 <input type="radio"/>	10 <input type="radio"/>	06 <input type="radio"/>	07 <input type="radio"/>	08 <input type="radio"/>	09 <input type="radio"/>	10 <input type="radio"/>	<input type="text"/>
c) avez-vous assisté à une soirée, à une rencontre sociale ou à un mariage?	11 <input type="radio"/>	12 <input type="radio"/>	13 <input type="radio"/>	14 <input type="radio"/>	15 <input type="radio"/>	11 <input type="radio"/>	12 <input type="radio"/>	13 <input type="radio"/>	14 <input type="radio"/>	15 <input type="radio"/>	<input type="text"/>
d) avez-vous assisté à un concert, à un événement sportif ou à un festival?	16 <input type="radio"/>	17 <input type="radio"/>	18 <input type="radio"/>	19 <input type="radio"/>	20 <input type="radio"/>	16 <input type="radio"/>	17 <input type="radio"/>	18 <input type="radio"/>	19 <input type="radio"/>	20 <input type="radio"/>	<input type="text"/>

27. Au cours des douze derniers mois, combien de fois avez-vous consommé des boissons alcooliques:

	Moins d'une fois par mois	De 1 à 3 fois par mois			
	Quelques fois dans l'année	Quelques fois dans le mois	Une fois par semaine	Plus d'une fois par semaine	
	Jamais				

a) Avec des amis? 01 02 03 04 05

b) Avec votre conjoint(e) ou partenaire? 06 07 08 09 10

(Si le(a) répondant(e) n'est pas marié(e) ou ne vit pas avec un(e) partenaire, ne posez pas la question et cochez "Jamais")

c) Avec des membres de votre famille ou des personnes apparentées? 11 12 13 14 15

d) Avec des compagnons (compagnes) de travail? ... 16 17 18 19 20

e) Seul(e) ou alors que d'autres personnes étaient présentes mais ne buvaient pas? 21 22 23 24 25

28. À la suite de l'augmentation du prix des boissons alcooliques, avez-vous:

Oui Non

a) réduit la quantité de boissons alcooliques que vous buvez (achetez)? 01 02

b) opté pour une marque de boisson alcoolique moins chère? 03 04

c) fabriqué vous-même votre boisson alcoolique? 05 06

d) consommé les boissons alcooliques chez vous plutôt qu'à l'extérieur? 07 08

e) acheté vos boissons alcooliques en franchise de douane aussi souvent que cela est possible? 09 10

f) recherché les occasions de consommer gratuitement des 11 12

29. Au cours des douze derniers mois, avez-vous été invité(e) à boire par une des personnes suivantes?

Oui Non

a) Votre conjoint(e) ou partenaire? ... 1 2
(Si le(a) répondant(e) n'est pas marié(e) ou ne vit pas avec un(e) partenaire, ne posez pas la question et cochez "Non")

b) Un membre de votre famille ou une personne apparentée? 3 4

c) Un(e) ami(e)? 5 6

d) Un(une) compagnon (compagne) de travail? 7 8

30. Au cours des douze derniers mois, avez-vous bu pour faire plaisir à quelqu'un alors que vous n'en aviez pas envie?

1 Oui 2 Non → Passez à 31

La personne en question était-elle:

Oui Non

a) votre conjoint(e) ou partenaire? ... 1 2
(Si le(a) répondant(e) n'est pas marié(e) ou ne vit pas avec un(e) partenaire, ne posez pas la question et cochez "Non")

b) un membre de votre famille ou une personne apparentée? 3 4

c) un(e) ami(e)? 5 6

d) un(une) compagnon (compagne) de travail? 7 8

31. Au cours des douze derniers mois, est-il arrivé que vous ayez envie de boire mais que vous vous soyez abstenu pour faire plaisir à quelqu'un?

1 Oui 2 Non → Passez à 32

La personne en question était-elle:

Oui Non

a) votre conjoint(e) ou partenaire? ... 1 2
(Si le(a) répondant(e) n'est pas marié(e) ou ne vit pas avec un(e) partenaire, ne posez pas la question et cochez "Non")

b) un membre de votre famille ou une personne apparentée? 3 4

c) un(e) ami(e)? 5 6

d) un(une) compagnon (compagne) de travail? 7 8

32. Conduisez-vous un véhicule automobile?

1 Oui 2 Non → Passez à 35

33. Au cours des douze derniers mois, avez-vous eu un accident automobile, causé ou non par vous, alors que vous conduisiez?

1 Oui 2 Non

34. Au cours des douze derniers mois, combien de fois avez-vous conduit un véhicule automobile après avoir pris deux verres ou plus durant l'heure précédant votre départ?

Nombre de fois

<p>35. Avez-vous déjà eu affaire à la police par suite de consommation d'alcool? <input type="radio"/> Oui <input type="radio"/> Non</p>	<p>40. Avez-vous déjà diminué votre consommation d'alcool ou réduit les quantités que vous buviez sans arrêter complètement de boire? <input type="radio"/> Oui → <i>Passez à 42</i> <input type="radio"/> Non</p>																																	
<p>36. Avez-vous déjà eu le sentiment que votre consommation d'alcool nuisait:</p> <table style="width: 100%; border: none;"> <thead> <tr> <th style="width: 60%;"></th> <th colspan="2" style="text-align: center; border: none;">Cela s'est-il produit au cours des douze derniers mois?</th> </tr> <tr> <th></th> <th style="text-align: center; border: none;">Oui</th> <th style="text-align: center; border: none;">Non</th> </tr> </thead> <tbody> <tr> <td style="border: none;">a) à vos relations avec vos amis ou à votre vie sociale?</td> <td style="border: none; text-align: center;"> <input type="radio"/>⁰¹ Oui → <input type="radio"/>⁰¹ </td> <td style="border: none; text-align: center;"> <input type="radio"/>⁰² Non </td> </tr> <tr> <td style="border: none;">b) à votre santé physique?</td> <td style="border: none; text-align: center;"> <input type="radio"/>⁰³ Oui → <input type="radio"/>⁰³ </td> <td style="border: none; text-align: center;"> <input type="radio"/>⁰⁴ Non </td> </tr> <tr> <td style="border: none;">c) à votre vision de la vie (à votre bonheur)?</td> <td style="border: none; text-align: center;"> <input type="radio"/>⁰⁵ Oui → <input type="radio"/>⁰⁵ </td> <td style="border: none; text-align: center;"> <input type="radio"/>⁰⁶ Non </td> </tr> <tr> <td style="border: none;">d) à votre vie familiale ou à votre mariage?</td> <td style="border: none; text-align: center;"> <input type="radio"/>⁰⁷ Oui → <input type="radio"/>⁰⁷ </td> <td style="border: none; text-align: center;"> <input type="radio"/>⁰⁸ Non </td> </tr> <tr> <td style="border: none;">e) à votre travail, à vos études ou à vos possibilités d'emploi?</td> <td style="border: none; text-align: center;"> <input type="radio"/>⁰⁹ Oui → <input type="radio"/>⁰⁹ </td> <td style="border: none; text-align: center;"> <input type="radio"/>¹⁰ Non </td> </tr> <tr> <td style="border: none;">f) à votre statut financier?</td> <td style="border: none; text-align: center;"> <input type="radio"/>¹¹ Oui → <input type="radio"/>¹¹ </td> <td style="border: none; text-align: center;"> <input type="radio"/>¹² Non </td> </tr> </tbody> </table>		Cela s'est-il produit au cours des douze derniers mois?			Oui	Non	a) à vos relations avec vos amis ou à votre vie sociale?	<input type="radio"/> ⁰¹ Oui → <input type="radio"/> ⁰¹	<input type="radio"/> ⁰² Non	b) à votre santé physique?	<input type="radio"/> ⁰³ Oui → <input type="radio"/> ⁰³	<input type="radio"/> ⁰⁴ Non	c) à votre vision de la vie (à votre bonheur)?	<input type="radio"/> ⁰⁵ Oui → <input type="radio"/> ⁰⁵	<input type="radio"/> ⁰⁶ Non	d) à votre vie familiale ou à votre mariage?	<input type="radio"/> ⁰⁷ Oui → <input type="radio"/> ⁰⁷	<input type="radio"/> ⁰⁸ Non	e) à votre travail, à vos études ou à vos possibilités d'emploi?	<input type="radio"/> ⁰⁹ Oui → <input type="radio"/> ⁰⁹	<input type="radio"/> ¹⁰ Non	f) à votre statut financier?	<input type="radio"/> ¹¹ Oui → <input type="radio"/> ¹¹	<input type="radio"/> ¹² Non	<p>41. NOTE À L'INTERVIEWEUR:</p> <p><input type="radio"/> Si la réponse aux questions 37 et 40 est "Non", passez à 46.</p> <p><input type="radio"/> Autrement, passez à 44.</p>									
	Cela s'est-il produit au cours des douze derniers mois?																																	
	Oui	Non																																
a) à vos relations avec vos amis ou à votre vie sociale?	<input type="radio"/> ⁰¹ Oui → <input type="radio"/> ⁰¹	<input type="radio"/> ⁰² Non																																
b) à votre santé physique?	<input type="radio"/> ⁰³ Oui → <input type="radio"/> ⁰³	<input type="radio"/> ⁰⁴ Non																																
c) à votre vision de la vie (à votre bonheur)?	<input type="radio"/> ⁰⁵ Oui → <input type="radio"/> ⁰⁵	<input type="radio"/> ⁰⁶ Non																																
d) à votre vie familiale ou à votre mariage?	<input type="radio"/> ⁰⁷ Oui → <input type="radio"/> ⁰⁷	<input type="radio"/> ⁰⁸ Non																																
e) à votre travail, à vos études ou à vos possibilités d'emploi?	<input type="radio"/> ⁰⁹ Oui → <input type="radio"/> ⁰⁹	<input type="radio"/> ¹⁰ Non																																
f) à votre statut financier?	<input type="radio"/> ¹¹ Oui → <input type="radio"/> ¹¹	<input type="radio"/> ¹² Non																																
<p>37. Avez-vous déjà arrêté de boire des boissons alcooliques complètement pendant un certain temps? <input type="radio"/> Oui <input type="radio"/> Non → <i>Passez à 40</i></p>	<p>42. Quand cela s'est-il produit la dernière fois? Était-ce:</p> <p><input type="radio"/> au cours des douze derniers mois?</p> <p><input type="radio"/> il y a entre un et cinq ans?</p> <p><input type="radio"/> il y a plus de cinq ans?</p>																																	
<p>38. Quand cela s'est-il produit pour la dernière fois? Était-ce:</p> <p><input type="radio"/> au cours des douze derniers mois?</p> <p><input type="radio"/> Il y a entre un et cinq ans?</p> <p><input type="radio"/> Il y a plus de cinq ans?</p>	<p>43. Combien de temps cela a-t-il duré?</p> <p><input type="radio"/> Cela dure encore</p> <p><input type="radio"/> Moins d'un mois</p> <p><input type="radio"/> De 1 à 3 mois</p> <p><input type="radio"/> De 4 à 6 mois</p> <p><input type="radio"/> De 7 à 11 mois</p> <p><input type="radio"/> De 1 à 2 ans</p> <p><input type="radio"/> De 3 à 5 ans</p> <p><input type="radio"/> Plus de 5 ans</p>																																	
<p>39. Combien de temps cela a-t-il duré?</p> <p><input type="radio"/> Cela dure encore</p> <p><input type="radio"/> Moins d'un mois</p> <p><input type="radio"/> De 1 à 3 mois</p> <p><input type="radio"/> De 4 à 6 mois</p> <p><input type="radio"/> De 7 à 11 mois</p> <p><input type="radio"/> De 1 à 2 ans</p> <p><input type="radio"/> De 3 à 5 ans</p>	<p>44. Pourquoi avez-vous réduit votre consommation d'alcool ou arrêté de boire complètement?</p> <table style="width: 100%; border: none;"> <thead> <tr> <th style="width: 70%;"></th> <th style="text-align: center; border: none;">Oui</th> <th style="text-align: center; border: none;">Non</th> </tr> </thead> <tbody> <tr> <td style="border: none;">a) À cause d'une grossesse, d'un régime, d'un entraînement athlétique, etc.</td> <td style="border: none; text-align: center;"> <input type="radio"/>⁰¹ </td> <td style="border: none; text-align: center;"> <input type="radio"/>⁰² </td> </tr> <tr> <td style="border: none;">b) Parce que vous vieillissez</td> <td style="border: none; text-align: center;"> <input type="radio"/>⁰³ </td> <td style="border: none; text-align: center;"> <input type="radio"/>⁰⁴ </td> </tr> <tr> <td style="border: none;">c) Parce que vous pensiez que vous buviez trop ou parce que vous aviez un problème d'alcoolisme</td> <td style="border: none; text-align: center;"> <input type="radio"/>⁰⁵ </td> <td style="border: none; text-align: center;"> <input type="radio"/>⁰⁶ </td> </tr> <tr> <td style="border: none;">d) Parce que cela nuisait à votre travail, à vos études ou à vos possibilités d'emploi?</td> <td style="border: none; text-align: center;"> <input type="radio"/>⁰⁷ </td> <td style="border: none; text-align: center;"> <input type="radio"/>⁰⁸ </td> </tr> <tr> <td style="border: none;">e) Parce que cela nuisait à votre vie familiale ou à votre vie personnelle?</td> <td style="border: none; text-align: center;"> <input type="radio"/>⁰⁹ </td> <td style="border: none; text-align: center;"> <input type="radio"/>¹⁰ </td> </tr> <tr> <td style="border: none;">f) Parce que cela nuisait à votre santé physique?</td> <td style="border: none; text-align: center;"> <input type="radio"/>¹¹ </td> <td style="border: none; text-align: center;"> <input type="radio"/>¹² </td> </tr> <tr> <td style="border: none;">g) Parce que cela nuisait à vos relations avec vos amis ou à votre vie sociale?</td> <td style="border: none; text-align: center;"> <input type="radio"/>¹³ </td> <td style="border: none; text-align: center;"> <input type="radio"/>¹⁴ </td> </tr> <tr> <td style="border: none;">h) Parce que cela nuisait à votre statut financier?</td> <td style="border: none; text-align: center;"> <input type="radio"/>¹⁵ </td> <td style="border: none; text-align: center;"> <input type="radio"/>¹⁶ </td> </tr> <tr> <td style="border: none;">i) Parce que cela nuisait à votre vision de la vie, vous empêchait d'être heureux?</td> <td style="border: none; text-align: center;"> <input type="radio"/>¹⁷ </td> <td style="border: none; text-align: center;"> <input type="radio"/>¹⁸ </td> </tr> <tr> <td style="border: none;">n) Sans l'influence de votre</td> <td></td> <td></td> </tr> </tbody> </table>		Oui	Non	a) À cause d'une grossesse, d'un régime, d'un entraînement athlétique, etc.	<input type="radio"/> ⁰¹	<input type="radio"/> ⁰²	b) Parce que vous vieillissez	<input type="radio"/> ⁰³	<input type="radio"/> ⁰⁴	c) Parce que vous pensiez que vous buviez trop ou parce que vous aviez un problème d'alcoolisme	<input type="radio"/> ⁰⁵	<input type="radio"/> ⁰⁶	d) Parce que cela nuisait à votre travail, à vos études ou à vos possibilités d'emploi?	<input type="radio"/> ⁰⁷	<input type="radio"/> ⁰⁸	e) Parce que cela nuisait à votre vie familiale ou à votre vie personnelle?	<input type="radio"/> ⁰⁹	<input type="radio"/> ¹⁰	f) Parce que cela nuisait à votre santé physique?	<input type="radio"/> ¹¹	<input type="radio"/> ¹²	g) Parce que cela nuisait à vos relations avec vos amis ou à votre vie sociale?	<input type="radio"/> ¹³	<input type="radio"/> ¹⁴	h) Parce que cela nuisait à votre statut financier?	<input type="radio"/> ¹⁵	<input type="radio"/> ¹⁶	i) Parce que cela nuisait à votre vision de la vie, vous empêchait d'être heureux?	<input type="radio"/> ¹⁷	<input type="radio"/> ¹⁸	n) Sans l'influence de votre		
	Oui	Non																																
a) À cause d'une grossesse, d'un régime, d'un entraînement athlétique, etc.	<input type="radio"/> ⁰¹	<input type="radio"/> ⁰²																																
b) Parce que vous vieillissez	<input type="radio"/> ⁰³	<input type="radio"/> ⁰⁴																																
c) Parce que vous pensiez que vous buviez trop ou parce que vous aviez un problème d'alcoolisme	<input type="radio"/> ⁰⁵	<input type="radio"/> ⁰⁶																																
d) Parce que cela nuisait à votre travail, à vos études ou à vos possibilités d'emploi?	<input type="radio"/> ⁰⁷	<input type="radio"/> ⁰⁸																																
e) Parce que cela nuisait à votre vie familiale ou à votre vie personnelle?	<input type="radio"/> ⁰⁹	<input type="radio"/> ¹⁰																																
f) Parce que cela nuisait à votre santé physique?	<input type="radio"/> ¹¹	<input type="radio"/> ¹²																																
g) Parce que cela nuisait à vos relations avec vos amis ou à votre vie sociale?	<input type="radio"/> ¹³	<input type="radio"/> ¹⁴																																
h) Parce que cela nuisait à votre statut financier?	<input type="radio"/> ¹⁵	<input type="radio"/> ¹⁶																																
i) Parce que cela nuisait à votre vision de la vie, vous empêchait d'être heureux?	<input type="radio"/> ¹⁷	<input type="radio"/> ¹⁸																																
n) Sans l'influence de votre																																		

45. Avez-vous pris des mesures particulières pour réduire votre consommation d'alcool ou pour arrêter de boire complètement? Avez-vous:

- | | | |
|--|-------------------------------------|-------------------------------------|
| | Oui | Non |
| a) sauté des soirées ou d'autres activités sociales? | ⁰¹ <input type="radio"/> | ⁰² <input type="radio"/> |
| b) évité de vous retrouver avec des amis qui boivent beaucoup? | ⁰³ <input type="radio"/> | ⁰⁴ <input type="radio"/> |
| c) fréquenté moins souvent les bars et les tavernes? | ⁰⁵ <input type="radio"/> | ⁰⁶ <input type="radio"/> |
| d) limité le nombre de verres que vous prenez? | ⁰⁷ <input type="radio"/> | ⁰⁸ <input type="radio"/> |
| e) changé de type de boisson (par ex.: opté pour les boissons non alcoolisées ou la bière légère)? | ⁰⁹ <input type="radio"/> | ¹⁰ <input type="radio"/> |
| f) participé à des activités exemptes de consommation d'alcool? | ¹¹ <input type="radio"/> | ¹² <input type="radio"/> |

46. Il existe de nombreux services et formes d'aide destinés aux personnes qui ont un problème d'alcoolisme. Y avez-vous déjà eu recours pour vous-même?

- ¹ Oui ² Non → Passez à 48

47. À quels services ou à quelles formes d'aide avez-vous eu recours?

- ⁰¹ Membre de la famille ou ami(e)
- ⁰² A.A. (Alcooliques anonymes), Al-Anon, groupe de soutien
- ⁰³ Psychologue, psychiatre, travailleur(se) social(e)
- ⁰⁴ Hôpital psychiatrique
- ⁰⁵ Ministre du culte, prêtre ou rabin
- ⁰⁶ Médecin ou infirmière
- ⁰⁷ Hôpital/service d'urgence
- ⁰⁸ Organisme de recherche et de traitement en toxicomanie et alcoolisme
- ⁰⁹ Centre de désintoxication, foyer de transition
- ¹⁰ Autre

48. NOTE À L'INTERVIEWEUR:

- ¹ Si l'enquêté(e) est marié(e) ou vit avec un(e) partenaire (réponse codée 1 à la question 5 OU à 6), passez à 49.
- ² Autrement, passez à 51.

49. Au cours des douze derniers mois, à quelle fréquence votre conjoint(e) ou votre partenaire a-t-il (ou elle) bu des boissons alcooliques?

- ¹ Chaque jour?
- ² De 4 à 6 fois par semaine?
- ³ De 2 à 3 fois par semaine?
- ⁴ Une fois par semaine?
- ⁵ Une à 3 fois par mois?
- ⁶ Moins d'une fois par mois?
- ⁷ Ne sait pas
- ⁸ Jamais → Passez à 51

50. Dans ces circonstances, combien celui-ci (ou celle-ci) a-t-il (ou elle) pris de verres?

Nombre de verres

51. Je vais maintenant vous soumettre quelques situations typiques dans lesquelles certaines personnes peuvent se trouver. Dans chaque cas, vous devrez me dire jusqu'à quel point la personne devrait se sentir libre de boire.

Devrait-il y avoir...

- | | Aucun verre | 1 ou 2 verres | Assez de verres pour ressentir les effets de l'alcool | Peut se soûler occasionnellement | Ne sait pas |
|---|-------------------------------------|-------------------------------------|---|-------------------------------------|-------------------------------------|
| a) À une soirée ou à une célébration chez des particuliers? | ⁰¹ <input type="radio"/> | ⁰² <input type="radio"/> | ⁰³ <input type="radio"/> | ⁰⁴ <input type="radio"/> | ⁰⁵ <input type="radio"/> |
| b) Dans le cas d'un homme qui est au bar avec des amis? | ⁰⁶ <input type="radio"/> | ⁰⁷ <input type="radio"/> | ⁰⁸ <input type="radio"/> | ⁰⁹ <input type="radio"/> | ¹⁰ <input type="radio"/> |
| c) Dans le cas d'une femme qui est au bar avec des amis? | ¹¹ <input type="radio"/> | ¹² <input type="radio"/> | ¹³ <input type="radio"/> | ¹⁴ <input type="radio"/> | ¹⁵ <input type="radio"/> |
| d) Dans le cas d'un couple qui soupe à la maison? | ¹⁶ <input type="radio"/> | ¹⁷ <input type="radio"/> | ¹⁸ <input type="radio"/> | ¹⁹ <input type="radio"/> | ²⁰ <input type="radio"/> |
| e) Au restaurant pour déjeuner avec des collègues? | ²¹ <input type="radio"/> | ²² <input type="radio"/> | ²³ <input type="radio"/> | ²⁴ <input type="radio"/> | ²⁵ <input type="radio"/> |
| f) À la maison avec des amis? | ²⁶ <input type="radio"/> | ²⁷ <input type="radio"/> | ²⁸ <input type="radio"/> | ²⁹ <input type="radio"/> | ³⁰ <input type="radio"/> |
| g) En compagnie d'amis après le travail, avant de rentrer à la maison? | ³¹ <input type="radio"/> | ³² <input type="radio"/> | ³³ <input type="radio"/> | ³⁴ <input type="radio"/> | ³⁵ <input type="radio"/> |
| h) À une sortie avec des amis, à l'occasion d'un événement sportif ou au cours de | ³⁶ <input type="radio"/> | ³⁷ <input type="radio"/> | ³⁸ <input type="radio"/> | ³⁹ <input type="radio"/> | ⁴⁰ <input type="radio"/> |

52. a) Avez-vous déjà parlé à quelqu'un, dans le cadre de votre travail, parce que son alcoolisme nuisait à son rendement? ¹○ ²○ ³○

b) Avez-vous déjà ramené en voiture ou fait ramener en voiture chez elle une personne qui avait trop bu à une soirée? ⁴○ ⁵○ ⁶○

c) Avez-vous déjà communiqué avec la police après avoir vu une personne en état d'ébriété prendre le volant ou conduire dangereusement? ⁷○ ⁸○ ⁹○

53. Les questions suivantes portent sur votre expérience relativement aux problèmes des personnes qui boivent. Avez-vous déjà:

Cela s'est-il produit au cours des douze derniers mois?

a) été bafoué(e) ou humilié(e) par quelqu'un qui avait bu? ⁰¹○ Oui → ⁰¹○ ⁰²○ Non

b) été entraîné(e) dans une discussion ou une querelle grave à cause de quelqu'un qui buvait? ⁰³○ Oui → ⁰³○ ⁰⁴○ Non

c) dû rompre une amitié à cause de quelqu'un qui buvait? ⁰⁵○ Oui → ⁰⁵○ ⁰⁶○ Non

d) eu des problèmes familiaux ou des difficultés de couple à cause de quelqu'un qui buvait? ⁰⁷○ Oui → ⁰⁷○ ⁰⁸○ Non

e) été passager(ère) dans une voiture dont le conducteur avait trop bu? ⁰⁹○ Oui → ⁰⁹○ ¹⁰○ Non

f) été victime d'un accident automobile à cause de quelqu'un qui avait bu? ¹¹○ Oui → ¹¹○ ¹²○ Non

g) eu votre propriété vandalisée par quelqu'un qui avait bu? ¹³○ Oui → ¹³○ ¹⁴○ Non

h) été frappé(e), poussé(e) ou battu(e) par quelqu'un qui avait bu? ¹⁵○ Oui → ¹⁵○ ¹⁶○ Non

i) été perturbé(e) par des soirées tapageuses ou par la conduite de personnes qui buvaient? ¹⁷○ Oui → ¹⁷○ ¹⁸○ Non

j) eu des difficultés financières occasionnées à cause de quelqu'un qui buvait? ¹⁹○ Oui → ¹⁹○ ²⁰○ Non

54. a) Votre conjoint(e) ou partenaire a-t-il (elle) déjà eu un problème d'alcoolisme? ¹○ Oui → ¹○ ²○ Non
(Si le(a) répondant(e) n'est pas marié(e) ou ne vit pas avec un(e) partenaire, ne posez pas la question et cochez "Non")

b) Un autre membre de votre famille ou une personne apparentée a-t-il(elle) déjà eu un problème d'alcoolisme? ³○ Oui → ³○ ⁴○ Non

c) Avez-vous déjà eu un(e) ami(e) qui avait un problème d'alcoolisme? ⁵○ Oui → ⁵○ ⁶○ Non

d) Avez-vous déjà eu un compagnon (une compagne) de travail qui avait un problème d'alcoolisme? ⁷○ Oui → ⁷○ ⁸○ Non

55. NOTE À L'INTERVIEWEUR:

¹○ Si la réponse aux divers points de la question 54 est "NON", passez à 58.

²○ Si la réponse à un point ou plus de la question 54 est "OUI", les questions 56 et 57 s'appliquent à la personne visée par la première réponse "OUI" à la question 54.

56. À cause du problème d'alcoolisme de votre _____, avez-vous adopté une des attitudes suivantes? Avez-vous:

Oui Non

a) évité cette personne? ¹○ ²○

b) donné des conseils à cette personne? ³○ ⁴○

c) suggéré à cette personne de recourir aux services de professionnels ou aidé cette personne à trouver de l'aide? ⁵○ ⁶○ → **Passez à 58**

57. Quels services ou quelles formes d'aide lui avez-vous suggéré?
- ⁰¹○ Membre de la famille ou ami(e).
 - ⁰²○ A.A.(Alcooliques anonymes), Al-Anon, groupe de soutien
 - ⁰³○ Psychologue, psychiatre ou travailleur(se) social(e)
 - ⁰⁴○ Hôpital psychiatrique
 - ⁰⁵○ Ministre du culte, prêtre ou rabin
 - ⁰⁶○ Médecin ou infirmière
 - ⁰⁷○ Hôpital/service d'urgence
 - ⁰⁸○ Organisme de recherche et de traitement en toxicomanie et alcoolisme
 - ⁰⁹○ Centre de désintoxication, foyer de transition

58. Les questions qui suivent portent sur la consommation de médicaments et de pilules au cours des trente derniers jours.

NOTE À L'INTERVIEWEUR:
Si l'enquêté(e) ne boit pas de boissons alcooliques (réponse "Non" à la question 12), ne lui posez pas la question 58C.

A. Au cours des trente derniers jours, avez-vous pris un des médicaments suivants?	B. Était-ce sur ordonnance ou prescription du médecin?	C. Avez-vous consommé des boissons alcooliques alors que vous preniez ce médicament?
a) Aspirine ou autre anti-douleurs (y compris les médicaments contre l'arthrite) <input type="radio"/> 01 Oui <input type="radio"/> 02 Non	<input type="radio"/> 01 Oui <input type="radio"/> 02 Non	<input type="radio"/> 01 Oui <input type="radio"/> 02 Non
b) Tranquillisants, tels que Valium <input type="radio"/> 03 Oui <input type="radio"/> 04 Non	<input type="radio"/> 03 Oui <input type="radio"/> 04 Non	<input type="radio"/> 03 Oui <input type="radio"/> 04 Non
c) Pilules pour maigrir ou stimulants <input type="radio"/> 05 Oui <input type="radio"/> 06 Non	<input type="radio"/> 05 Oui <input type="radio"/> 06 Non	<input type="radio"/> 05 Oui <input type="radio"/> 06 Non
d) Anti-dépressifs <input type="radio"/> 07 Oui <input type="radio"/> 08 Non	<input type="radio"/> 07 Oui <input type="radio"/> 08 Non	<input type="radio"/> 07 Oui <input type="radio"/> 08 Non
e) Démérol, morphine, codéine <input type="radio"/> 09 Oui <input type="radio"/> 10 Non	<input type="radio"/> 09 Oui <input type="radio"/> 10 Non	<input type="radio"/> 09 Oui <input type="radio"/> 10 Non
f) Médicaments contre les allergies tels que Sinutab .. <input type="radio"/> 11 Oui <input type="radio"/> 12 Non	<input type="radio"/> 11 Oui <input type="radio"/> 12 Non	<input type="radio"/> 11 Oui <input type="radio"/> 12 Non
g) Médicaments contre la toux ou le rhume <input type="radio"/> 13 Oui <input type="radio"/> 14 Non	<input type="radio"/> 13 Oui <input type="radio"/> 14 Non	<input type="radio"/> 13 Oui <input type="radio"/> 14 Non
h) Pénicilline ou autres antibiotiques <input type="radio"/> 15 Oui <input type="radio"/> 16 Non	<input type="radio"/> 15 Oui <input type="radio"/> 16 Non	<input type="radio"/> 15 Oui <input type="radio"/> 16 Non
i) Médicaments pour le coeur ou la pression sanguine <input type="radio"/> 17 Oui <input type="radio"/> 18 Non	<input type="radio"/> 17 Oui <input type="radio"/> 18 Non	<input type="radio"/> 17 Oui <input type="radio"/> 18 Non
j) Insuline ou autres médicaments pour les diabétiques <input type="radio"/> 19 Oui <input type="radio"/> 20 Non	<input type="radio"/> 19 Oui <input type="radio"/> 20 Oui <input type="radio"/> 20 Non	<input type="radio"/> 19 Oui <input type="radio"/> 20 Non
k) Somnifères <input type="radio"/> 21 Oui <input type="radio"/> 22 Non	<input type="radio"/> 21 Oui <input type="radio"/> 22 Non	<input type="radio"/> 21 Oui <input type="radio"/> 22 Non
l) Médicaments contre les maux d'estomac, laxatifs ... <input type="radio"/> 23 Oui <input type="radio"/> 24 Non	<input type="radio"/> 23 Oui <input type="radio"/> 24 Non	<input type="radio"/> 23 Oui <input type="radio"/> 24 Non

59. Avez-vous déjà pris une des drogues suivantes?

B. En avez-vous pris au cours des douze derniers mois?

- | | | Oui | Non |
|---------------------------------|---|-------------------------------------|-------------------------------------|
| a) Marijuana, haschish | ⁰¹ <input type="radio"/> Oui → | ⁰¹ <input type="radio"/> | ⁰² <input type="radio"/> |
| | ⁰² <input type="radio"/> Non | | |
| b) Cocaïne ou crack | ⁰³ <input type="radio"/> Oui → | ⁰³ <input type="radio"/> | ⁰⁴ <input type="radio"/> |
| | ⁰⁴ <input type="radio"/> Non | | |
| c) LSD (acide) | ⁰⁵ <input type="radio"/> Oui → | ⁰⁵ <input type="radio"/> | ⁰⁶ <input type="radio"/> |
| | ⁰⁶ <input type="radio"/> Non | | |
| d) Speed (métamphétamine) | ⁰⁷ <input type="radio"/> Oui → | ⁰⁷ <input type="radio"/> | ⁰⁸ <input type="radio"/> |
| | ⁰⁸ <input type="radio"/> Non | | |
| e) Héroïne | ⁰⁹ <input type="radio"/> Oui → | ⁰⁹ <input type="radio"/> | ¹⁰ <input type="radio"/> |
| | ¹⁰ <input type="radio"/> Non | | |

SI LA RÉPONSE AUX DIVERS POINTS DE LA QUESTION 59 EST "NON", PASSEZ À 68.

60. Il existe de nombreux services et de nombreuses formes d'aide destinés aux personnes qui consomment de la drogue. Vous en êtes-vous déjà prévalu pour vous-même?

- ¹ Oui ² Non

61. Avez-vous déjà eu affaire à la police par suite de consommation de drogue?

- ¹ Oui ² Non

62. NOTE À L'INTERVIEWEUR:

¹ Si l'enquêté(e) a consommé de la marijuana au cours des douze derniers mois (réponse "Oui" à la seconde partie de la question 59a), passez à 63.

² Autrement, passez à 68.

63. Je vais vous énumérer plusieurs raisons pour lesquelles les gens consomment de la marijuana ou du haschish. À chaque fois, dites-moi si c'est la raison pour laquelle vous prenez de la marijuana.

- | | Oui | Non |
|---|-------------------------------------|-------------------------------------|
| a) Pour "planer" | ⁰¹ <input type="radio"/> | ⁰² <input type="radio"/> |
| b) Pour vous détendre | ⁰³ <input type="radio"/> | ⁰⁴ <input type="radio"/> |
| c) Pour oublier vos soucis | ⁰⁵ <input type="radio"/> | ⁰⁶ <input type="radio"/> |
| d) Pour être sociable | ⁰⁷ <input type="radio"/> | ⁰⁸ <input type="radio"/> |
| e) Pour vous sentir moins gêné(e) ou pour être moins timide | ⁰⁹ <input type="radio"/> | ¹⁰ <input type="radio"/> |

64. Combien de fois avez-vous pris de la marijuana ou du haschish au cours des douze derniers mois?

- ¹ Moins d'une fois par mois
² De 1 à 3 fois par mois
³ Une fois par semaine
⁴ Plus d'une fois par semaine

65. Au cours des douze derniers mois, avez-vous pris de la marijuana ou haschish dans les endroits suivants?

- | | Oui | Non |
|--|-------------------------------------|-------------------------------------|
| a) Dans un bar ou une taverne | ⁰¹ <input type="radio"/> | ⁰² <input type="radio"/> |
| b) Dans un logis privé | ⁰³ <input type="radio"/> | ⁰⁴ <input type="radio"/> |
| c) À l'école ou à l'université | ⁰⁵ <input type="radio"/> | ⁰⁶ <input type="radio"/> |
| d) Dans une soirée ou une rencontre sociale | ⁰⁷ <input type="radio"/> | ⁰⁸ <input type="radio"/> |
| e) À l'occasion d'un concert, d'un événement sportif, d'un festival, etc. | ⁰⁹ <input type="radio"/> | ¹⁰ <input type="radio"/> |
| f) En plein air: à l'occasion d'une excursion en bateau, en camping, à ski, à la pêche | ¹¹ <input type="radio"/> | ¹² <input type="radio"/> |

66. Au cours des douze derniers mois, avez-vous pris de la marijuana ou du haschish avec les personnes suivantes?

- | | Oui | Non |
|---|-------------------------------------|-------------------------------------|
| a) Avec votre conjoint(e) ou partenaire | ⁰¹ <input type="radio"/> | ⁰² <input type="radio"/> |
| <i>(Si le(a) répondant(e) n'est pas marié(e) ou ne vit pas avec un(e) partenaire, ne posez pas la question et cochez "Non")</i> | | |
| b) Avec un membre de la famille ou une personne apparentée | ⁰³ <input type="radio"/> | ⁰⁴ <input type="radio"/> |
| c) Avec des ami(e)s | ⁰⁵ <input type="radio"/> | ⁰⁶ <input type="radio"/> |
| d) Avec des compagnons (compagnes) de travail | ⁰⁷ <input type="radio"/> | ⁰⁸ <input type="radio"/> |
| e) Seul(e) | ⁰⁹ <input type="radio"/> | ¹⁰ <input type="radio"/> |

67. Au cours des douze derniers mois, avez-vous conduit dans les deux heures qui suivaient votre consommation de marijuana ou de haschish?

- ¹ Oui ² Non

68. Les questions suivantes portent sur l'utilisation de drogues illicites ou l'emploi illicite de médicaments obtenus sur ordonnance par d'autres personnes.

- | | Oui | Non |
|---|------------------------------------|------------------------------------|
| a) Votre conjoint(e) ou votre partenaire a-t-il (elle) déjà eu un problème de drogue? | ¹ <input type="radio"/> | ² <input type="radio"/> |
| <i>(Si le(a) répondant(e) n'est pas marié(e) ou ne vit pas avec un(e) partenaire, ne posez pas la question et cochez "Non")</i> | | |
| b) Un autre membre de votre famille ou une personne apparentée a-t-il (elle) déjà eu un problème de drogue? | ³ <input type="radio"/> | ⁴ <input type="radio"/> |
| c) Avez-vous déjà eu un(e) ami(e) qui avait un problème de drogue? | ⁵ <input type="radio"/> | ⁶ <input type="radio"/> |
| d) Avez-vous déjà eu un compagnon (une compagne) de travail qui | ⁷ <input type="radio"/> | ⁸ <input type="radio"/> |

69. NOTE À L'INTERVIEWEUR:

- ¹○ Si la réponse aux divers points de la question 68 est "NON", passez à 72.
- ²○ Si la réponse à un point ou plus de la question 68 est "OUI", les questions 70 et 71 s'appliquent à la personne visée par la première réponse "OUI" à la question 68.

70. Avez-vous adopté une des attitudes suivantes parce que votre _____ avait un problème de drogue? Avez-vous:

- | | | | |
|---|----------------|----------------|---------------|
| | Oui | Non | |
| a) évité cette personne? | ¹ ○ | ² ○ | |
| b) donné des conseils à cette personne? ... | ³ ○ | ⁴ ○ | |
| c) suggéré à cette personne de recourir aux services de professionnels ou aidé cette personne à trouver de l'aide? .. | ⁵ ○ | ⁶ ○ | → Passez à 72 |

71. Quels services ou quelles formes d'aide lui avez-vous suggéré?

- ⁰¹○ Membre de la famille ou ami(e)
- ⁰²○ A.A.(Alcooliques anonymes), Al-Anon, groupe de soutien, Narcotiques anonymes
- ⁰³○ Psychologue, psychiatre ou travailleur(se) social(e)
- ⁰⁴○ Hôpital psychiatrique
- ⁰⁵○ Ministre du culte, prêtre ou rabin
- ⁰⁶○ Médecin ou infirmière
- ⁰⁷○ Hôpital (service d'urgence)
- ⁰⁸○ Organisme de lutte contre l'alcoolisme ou les autres toxicomanies
- ⁰⁹○ Centre de désintoxication ou foyer de transition
- ¹⁰○ Autre

72. Avez-vous déjà eu une des expériences suivantes?

- | | | |
|---|----------------|----------------|
| | Oui | Non |
| a) Est-il arrivé que vous ayez souhaité avoir plus de détails de votre pharmacien ou de votre médecin concernant les effets secondaires d'un médicament? .. | ¹ ○ | ² ○ |
| b) Avez-vous déjà mis en garde un(e) ami(e) ou une personne apparentée contre l'usage que la personne faisait de médicaments obtenus sur ordonnance? | ³ ○ | ⁴ ○ |
| c) Avez-vous déjà communiqué avec la police pour l'avertir qu'une personne consommait de la drogue? | ⁵ ○ | ⁶ ○ |
| d) Avez-vous déjà conseillé à un(e) _____ de consommer | | |

73. Je vais maintenant vous poser quelques questions concernant la réglementation de la consommation d'alcool et de drogue. Selon vous,

- | | | | | |
|---|------------------|-----------------|-----------------|-----------------|
| | Aug-
menté(e) | Réduit(e) | Inchangé(e) | Ne sait
pas |
| a) les taxes sur les boissons alcooliques devraient-elles être augmentées, réduites ou inchangées? ... | ⁰¹ ○ | ⁰² ○ | ⁰³ ○ | ⁰⁴ ○ |
| b) la durée d'ouverture des magasins de bière, vin et spiritueux devrait-elle être augmentée, réduite ou inchangée? | ⁰⁵ ○ | ⁰⁶ ○ | ⁰⁷ ○ | ⁰⁸ ○ |
| c) l'âge à partir duquel la consommation d'alcool est admise devrait-il être élevé, baissé ou laissé le même? | ⁰⁹ ○ | ¹⁰ ○ | ¹¹ ○ | ¹² ○ |
| d) les mesures en vue d'éviter que l'on serve de l'alcool à des personnes seules devraient-elles être augmentées, réduites ou inchangées? ... | ¹³ ○ | ¹⁴ ○ | ¹⁵ ○ | ¹⁶ ○ |
| e) la publicité faite par le gouvernement contre l'abus d'alcool devrait-elle être augmentée, réduite ou inchangée? | ¹⁷ ○ | ¹⁸ ○ | ¹⁹ ○ | ²⁰ ○ |
| f) le nombre des programmes éducatifs et des programmes de prévention en rapport avec l'alcool ou la drogue devrait-il être augmenté, réduit ou inchangé? | ²¹ ○ | ²² ○ | ²³ ○ | ²⁴ ○ |
| g) Le nombre des programmes de traitement devrait-il être augmenté, réduit | ²⁵ ○ | ²⁶ ○ | ²⁷ ○ | ²⁸ ○ |

74. Jugez-vous que les boissons alcooliques devraient être disponibles chez tous les dépanneurs?

1 Oui 2 Non 3 Ne sait pas

75. Estimez-vous que les bouteilles de boisson alcoolique devraient porter un avis sur les risques que la consommation d'alcool représente pour la santé?

1 Oui 2 Non 3 Ne sait pas

76. Le gouvernement devrait-il interdire la publicité pour les vins, les spiritueux et la bière à la télévision?

1 Oui 2 Non 3 Ne sait pas

77. Le gouvernement devrait-il interdire aux sociétés qui vendent du vin, des spiritueux ou de la bière de parrainer des événements sportifs ou culturels?

1 Oui 2 Non 3 Ne sait pas

78. Nous aimerions connaître votre avis sur les programmes visant à réduire les problèmes occasionnés par l'alcool, l'abus des médicaments et consommation illégale de drogue.

	Très efficace	Relative-ment efficace	Inefficace	Ne sait pas/sans opinion
--	---------------	------------------------	------------	--------------------------

a) les programmes d'auto-assistance, comme les Alcooliques anonymes, sont-ils très efficaces, relativement efficaces ou inefficaces? 01 02 03 04

b) les services téléphoniques en cas d'urgence sont-ils très efficaces, relativement efficaces ou inefficaces? 05 06 07 08

c) les mesures de prévention mises sur pied par la collectivité, telles que la tenue d'ateliers et la diffusion de renseignements sur l'alcool et la drogue sont-elles très efficaces, relativement efficaces ou inefficaces? 09 10 11 12

d) le traitement offert par les travailleurs(ses) sociaux(ales) ou le personnel médical en matière d'alcoolisme et de toxicomane est-il très efficace, relativement efficace ou inefficace? 13 14 15 16

79. Actuellement, la possession de marijuana est illégale au Canada. Estimez-vous qu'une personne prise en flagrant délit de possession de marijuana devrait avoir un casier judiciaire?

80. Les problèmes suivants existent-ils dans votre communauté ou dans votre quartier dans une mesure telle que cela vous préoccupe?

	Oui	Non
a) Conduite en état d'ébriété?	<input type="radio"/> 01	<input type="radio"/> 02
b) Disputes familiales dues à la consommation d'alcool?	<input type="radio"/> 03	<input type="radio"/> 04
c) Bagarres ou tapage publics dus à la consommation d'alcool?	<input type="radio"/> 05	<input type="radio"/> 06
d) Problèmes de santé dus à la consommation d'alcool?	<input type="radio"/> 07	<input type="radio"/> 08
e) Problèmes au travail dus à la consommation d'alcool?	<input type="radio"/> 09	<input type="radio"/> 10
f) Mauvaise utilisation de médicaments obtenus sur ordonnance ou achetés sans ordonnance?	<input type="radio"/> 11	<input type="radio"/> 12
g) Consommation de drogues illicites ou criminalité due à la consommation d'alcool ou de drogue?	<input type="radio"/> 13	<input type="radio"/> 14

81. J'aimerais maintenant vous poser quelques questions sur vous-même.

Quel est votre poids actuel?

1 livres OU 2 kilogrammes

82. Quelle est votre taille?

1 pieds pouces OU 2 centimètres

83. Quel est votre niveau de scolarité?

1 Aucune scolarité

2 Études primaires

3 Études secondaires partielles } secondaire

4 Diplôme d'études secondaires } secondaire

5 Études collégiales partielles } (collège communautaire, collège technique, CEGEP, école d'infirmières)

6 Diplôme collégial } (université ou école normale)

7 Études universitaires partielles } (université ou école normale)

8 Diplôme universitaire } (université ou école normale)

9 Autre éducation ou formation

84. Quelle a été votre principale activité au cours des douze derniers mois? Étiez-vous la plus grande partie de cette période:

1 employé ou à votre compte? → Passez à 86

2 à la recherche d'un emploi? → Passez à 85

3 étudiant? } Passez à 88

4 retraité(e)? } Passez à 88

5 au foyer? } Passez à 88

85. Au cours des douze derniers mois, aviez-vous un emploi à un moment quelconque?

1 Oui 2 Non → Passez à 88

86. Dans quel type de commerce, d'entreprise ou de service travaillez-vous ou travailliez-vous?

Four rows of ten empty boxes for recording the type of business or service.

87. Quelle sorte de travail faites-vous ou faisiez-vous?

Four rows of ten empty boxes for recording the type of work.

88. Au cours des CINQ dernières années, avez-vous été au chômage pendant un an ou plus? (c'est-à-dire sans travail rémunéré mais à la recherche de travail)

1 Oui 2 Non

89. Quelle langue parlez-vous à la maison actuellement (si l'enquêté(e) parle plusieurs langues, laquelle parle-t-il(elle) le plus souvent)?

- 1 Anglais
- 2 Français
- 3 Allemand
- 4 Italien
- 5 Chinois
- 6 Autre

90. À quel groupe ethnique ou culturel appartenez-vous?

- 01 Canadien
- 02 Français
- 03 Anglais (Britannique)
- 04 Allemand
- 05 Écossais
- 06 Irlandais
- 07 Italien
- 08 Ukrainien
- 09 Hollandais
- 10 Chinois
- 11 Juif
- 12 Polonais
- 13 Portugais

91. Quelle est votre religion, si vous en avez une?

- 01 Aucune → Passez à 93
- 02 Catholique romaine
- 03 Église unie
- 04 Anglicane
- 05 Presbytérienne
- 06 Baptiste
- 07 Pentecostale
- 08 Luthérienne
- 09 Grecque orthodoxe
- 10 Catholique ukrainienne
- 11 Juive
- 12 Témoins de Jéhova
- 13 Mennonite
- 14 Islam
- 15 Hindoue
- 16 Autre

92. Vous considérez-vous très religieux, moyennement religieux ou pas très religieux?

- 1 Très religieux
- 2 Moyennement religieux
- 3 Pas très religieux

93. Dans votre ménage, y a-t-il des enfants de moins de 15 ans?

1 Oui 2 Non

Combien y en a-t-il:

de 5 ans ou moins?

1 [][]

de 6 à 11 ans?

2 [][]

de 12 à 14 ans?

3 [][]


94. Quel a été le revenu global provenant de toutes sources de votre ménage, avant impôt et déductions, pour l'année 1988? Était-ce:

- 10 Moins de \$20,000
 - 11 Moins de \$10,000
 - 13 Moins de \$5,000
 - 14 \$5,000 ou plus
 - 12 \$10,000 ou plus
 - 15 Moins de \$15,000
 - 16 \$15,000 ou plus
- 20 \$20,000 ou plus
 - 21 Moins de \$40,000
 - 23 Moins de \$30,000
 - 24 \$30,000 ou plus
 - 22 \$40,000 ou plus
 - 25 Moins de \$60,000
 - 26 \$60,000 ou plus

27 Aucun revenu

APPENDIX B

RECORD LAYOUT



FIELD	ACRONYM	LEN	POSITION	QUESTION AND VARIABLE DESCRIPTIONS	UNWTD/WEIGHTED
1	ID5	5	0001-0005	FIVE-BYTE ID NUMBER	
NOTE: THE DATA THROUGHOUT IS STORED IN CHARACTER FORMAT. ANY FIELDS REQUIRED FOR CALCULATIONS MUST BE REDEFINED AS NUMERIC. THE FIELDS REQUIRING DECIMAL PLACES MUST BE DIVIDED BY 100 IF USED IN CALCULATIONS.					
THE NUMBERING SYSTEM USED FOR THE VARIABLE NAMES OF GROUPED QUESTIONS IS: LETTERS INDICATE THE ROWS, AND NUMBERS INDICATE THE COLUMNS (UNLESS OTHERWISE STATES). EG. - Q25_A1 IS ROW A AND COLUMN 1 TO Q25.					
2	SURDATE	4	0006-0009	MONTH AND YEAR THE SURVEY WAS TAKEN	
				0389	11634/20284803
3	SEX	1	0010	VERIFIED SEX OF THE SELECTED PERSON	
				1 MALE	5291/ 9919749
				2 FEMALE	6343/10365055
4	Q1	1	0011	LANGUAGE OF INTERVIEW	
				1 ENGLISH	9644/15125191
				2 FRENCH	1938/ 5062542
				9 NOT STATED	52/ 97071
5	Q2	1	0012	Q2 - STATUS OF HEALTH	
				1 EXCELLENT	2804/ 5165858
				2 VERY GOOD	4274/ 7304939
				3 GOOD	3187/ 5563701
				4 FAIR	1082/ 1801353
				5 POOR	273/ 417844
				9 NOT STATED	14/ 31109
6	Q3	1	0013	Q3 - REPORTED STRESS LEVEL OF LIFE	
				1 VERY STRESSFUL	1536/ 2664941
				2 FAIRLY STRESSFUL	4754/ 8584254
				3 NOT VERY STRESSFUL	3642/ 6384433
				4 NOT AT ALL STRESSFUL	1680/ 2601507
				9 NOT STATED	22/ 49669
7	Q4	1	0014	Q4 - HELPFULLNESS OF FAMILY OR FRIENDS	
				1 VERY HELPFUL	7098/12006528
				2 HELPFUL	2476/ 4246410
				3 SOMEWHAT HELPFUL	922/ 1688390
				4 NOT HELPFUL	383/ 739826
				5 N/A, DO NOT NEED FAMILY OR FRIENDS	724/ 1538898
				9 NOT STATED	31/ 64752
8	Q5	1	0015	Q5 - CURRENT MARITAL STATUS	
				1 LEGALLY MARRIED (NOT SEPARATED)	6292/11832086
				2 SEPARATED	452/ 596512
				3 DIVORCED	667/ 921020
				4 WIDOWED	1011/ 1234614
				5 NEVER MARRIED	3206/ 5692515
				9 NOT STATED	6/ 8056
9	Q6	1	0016	Q6 - CURRENTLY LIVING WITH A PARTNER?	
				BLANK NOT APPLICABLE	6292/11832086
				1 YES	671/ 1234054
				2 NO	4479/ 6911219
				9 NOT STATED	192/ 307445

FIELD - ACRONYM	LEN	POSITION	QUESTION AND VARIABLE DESCRIPTIONS	UNWTD/WEIGHTED
10 Q7	1	0017	Q7 - EVER BEEN A CIGARETTE SMOKER? 1 YES 2 NO	6944/11701 4690/ 8579385
11 Q8	2	0018-0019	Q8- AGE WHEN STARTED SMOKING? BLANK NOT APPLICABLE 09 LESS THAN 10 YEARS OLD 10:98 YEARS OLD 99 NOT STATED	4690/ 8579385 143/ 240724 6761/11403820 40/ 60876
12 Q9	1	0020	Q9 - DOES ... PRESENTLY SMOKE CIGARETTES? BLANK NOT APPLICABLE 1 YES 2 NO	4690/ 8579385 3838/ 6476041 3106/ 5229377
13 Q10	2	0021-0022	Q10 - YEAR ... STOPPED SMOKING? BLANK NOT APPLICABLE 00:89 YEAR 99 NOT STATED	8528/15055426 3055/ 5139018 51/ 90359
14 Q11A	2	0023-0024	Q11 - # OF CIGARETTES SMOKE(D) PER DAY BLANK NOT APPLICABLE 00:98 NUMBER OF CIGARETTES 99 NOT STATED	4937/ 9003033 6620/11144378 77/ 137392
15 Q11B	1	0025	Q11 HOW MANY CIGARETTES DO/DID YOU USUALLY SMOKE PER DAY? BLANK NOT APPLICABLE 1 DO/DID NOT SMOKE EVERY DAY 9 NOT STATED	11310/197237 247/ 42 77/ 13
16 Q12	1	0026	Q12 DURING THE PAST 12 MONTHS HAVE YOU HAD A DRINK OF ANY ALCOHOLIC BEVERAGE? 1 YES (GO TO 18) 2 NO	8760/15751541 2874/ 4533262
17 Q13A	1	0027	Q13 REASON FOR NOT DRINKING - HEALTH REASONS, NOT HEALTHY. BLANK NOT APPLICABLE 1 YES 2 NO 9 NOT STATED	8760/15751541 646/ 1182097 2194/ 3281999 34/ 69166
NOTE: FIVE TWO-BYTE RESPONSES WERE CAPTURED FOR THIS QUESTION, AN OUTPUT FIELD IS CREATED FOR EACH POSSIBLE RESPONSE.				
18 Q13B	1	0028	Q13 REASON FOR NOT DRINKING - DON'T LIKE THE TASTE. BLANK NOT APPLICABLE 1 YES 2 NO 9 NOT STATED	8760/15751541 879/ 1636858 1961/ 2827239 34/ 69166
19 Q13C	1	0029	Q13 REASON FOR NOT DRINKING - DON'T LIKE THE EFFECT IT HAS ON ME. BLANK NOT APPLICABLE 1 YES 2 NO 9 NOT STATED	8760/15751541 296/ 6067 2544/ 385 34/ 6

FIELD	ACRONYM	LEN	POSITION	QUESTION AND VARIABLE-DESCRIPTIONS	UNWTD/WEIGHTED
20	Q13D	1	0030	Q13 REASON FOR NOT DRINKING - I HAVE SEEN BAD EXAMPLES OF WHAT ALCOHOL CAN DO. BLANK NOT APPLICABLE 1 YES 2 NO 9 NOT STATED	8760/15751541 562/ 865982 2278/ 3598114 34/ 69166
21	Q13E	1	0031	Q13 REASON FOR NOT DRINKING - FOR DIET REASONS, IN ATHLETIC TRAINING. BLANK NOT APPLICABLE 1 YES 2 NO 9 NOT STATED	8760/15751541 33/ 103942 2807/ 4360155 34/ 69166
22	Q13F	1	0032	Q13 REASON FOR NOT DRINKING - I AM AFRAID I WILL BECOME DEPENDENT ON ALCOHOL. BLANK NOT APPLICABLE 1 YES 2 NO 9 NOT STATED	8760/15751541 58/ 93755 2782/ 4370342 34/ 69166
23	Q13G	1	0033	Q13 REASON FOR NOT DRINKING - DRINKING COULD AFFECT MY JOB. BLANK NOT APPLICABLE 1 YES 2 NO 9 NOT STATED	8760/15751541 39/ 73346 2801/ 4390750 34/ 69166
24	Q13H	1	0034	Q13 REASON FOR NOT DRINKING - WASTE OF MONEY. BLANK NOT APPLICABLE 1 YES 2 NO 9 NOT STATED	8760/15751541 302/ 555705 2538/ 3908391 34/ 69166
25	Q13I	1	0035	Q13 REASON FOR NOT DRINKING - RELIGIOUS REASONS. BLANK NOT APPLICABLE 1 YES 2 NO 9 NOT STATED	8760/15751541 335/ 518882 2505/ 3945215 34/ 69166
26	Q13J	1	0036	Q13 REASON FOR NOT DRINKING - BROUGHT UP NOT TO DRINK. BLANK NOT APPLICABLE 1 YES 2 NO 9 NOT STATED	8760/15751541 481/ 712052 2359/ 3752044 34/ 69166
27	Q13K	1	0037	Q13 REASON FOR NOT DRINKING - ALCOHOLIC OR HAD ALCOHOL PROBLEM. BLANK NOT APPLICABLE 1 YES 2 NO 9 NOT STATED	8760/15751541 174/ 264464 2666/ 4199632 34/ 69166
28	Q13L	1	0038	Q13 REASON FOR NOT DRINKING - OTHER REASON. BLANK NOT APPLICABLE 1 YES 2 NO 9 NOT STATED	8760/15751541 583/ 786961 2257/ 3677135 34/ 69166

FIELD	ACRONYM	LEN	POSITION	QUESTION AND VARIABLE DESCRIPTIONS	UNWTD/WEIGHTED
29	Q14A	1	0039	Q14 HOW OFTEN DURING THE PAST 12 MONTHS DID YOU PARTICIPATE IN THE FOLLOWING ACTIVITIES? SPEND A QUIET EVENING AT HOME	
				BLANK NOT APPLICABLE	8760/15751541
				1 A FEW TIMES A YEAR	26/ 46848
				2 A FEW TIMES A MONTH	80/ 158048
				3 ONCE A WEEK	177/ 303338
				4 MORE THAN ONCE A WEEK	2532/ 3913428
				5 NEVER	15/ 18016
				9 NOT STATED	44/ 93584
30	Q14B	1	0040	Q14 HOW OFTEN DURING THE PAST 12 MONTHS DID YOU PARTICIPATE IN THE FOLLOWING ACTIVITIES? SPEND TIME AT SOMEONE ELSE'S HOME	
				BLANK NOT APPLICABLE	8760/15751541
				1 A FEW TIMES A YEAR	534/ 902964
				2 A FEW TIMES A MONTH	929/ 1488739
				3 ONCE A WEEK	641/ 987318
				4 MORE THAN ONCE A WEEK	529/ 677215
				5 NEVER	193/ 368271
				9 NOT STATED	48/ 108756
31	Q14C	1	0041	Q14 HOW OFTEN DURING THE PAST 12 MONTHS DID YOU PARTICIPATE IN THE FOLLOWING ACTIVITIES? HAVE FRIENDS OR RELATIVES VISIT YOUR HOME	
				BLANK NOT APPLICABLE	8760/15751541
				1 A FEW TIMES A YEAR	457/ 826431
				2 A FEW TIMES A MONTH	921/ 1520590
				3 ONCE A WEEK	644/ 979668
				4 MORE THAN ONCE A WEEK	702/ 881844
				5 NEVER	97/ 206
				9 NOT STATED	53/ 117
32	Q14D	1	0042	Q14 HOW OFTEN DURING THE PAST 12 MONTHS DID YOU PARTICIPATE IN THE FOLLOWING ACTIVITIES? GO TO RESTAURANT IN THE EVENING (EXCL. FAST FOOD)	
				BLANK NOT APPLICABLE	8760/15751541
				1 A FEW TIMES A YEAR	869/ 1292924
				2 A FEW TIMES A MONTH	706/ 1182100
				3 ONCE A WEEK	263/ 448824
				4 MORE THAN ONCE A WEEK	135/ 253831
				5 NEVER	855/ 1247357
				9 NOT STATED	46/ 108228
33	Q14E	1	0043	Q14 HOW OFTEN DURING THE PAST 12 MONTHS DID YOU PARTICIPATE IN THE FOLLOWING ACTIVITIES? GO TO A RESTAURANT FOR LUNCH (EXCL. FAST FOOD)	
				BLANK NOT APPLICABLE	8760/15751541
				1 A FEW TIMES A YEAR	653/ 932699
				2 A FEW TIMES A MONTH	484/ 775051
				3 ONCE A WEEK	202/ 356742
				4 MORE THAN ONCE A WEEK	163/ 275771
				5 NEVER	1324/ 2083345
				9 NOT STATED	48/ 109655
34	Q14F	1	0044	Q14 HOW OFTEN DURING THE PAST 12 MONTHS DID YOU PARTICIPATE IN THE FOLLOWING ACTIVITIES? GO TO A BAR/TAVERN	
				BLANK NOT APPLICABLE	8760/15751541
				1 A FEW TIMES A YEAR	140/ 221713
				2 A FEW TIMES A MONTH	50/ 77370
				3 ONCE A WEEK	18/ 16
				4 MORE THAN ONCE A WEEK	17/ 27
				5 NEVER	2599/ 40644
				9 NOT STATED	50/ 127514

FIELD	ACRONYM	LEN	POSITION	QUESTION AND VARIABLE-DESCRIPTIONS	UNWTD/WEIGHTED
35	Q14G	1	0045	Q14 HOW OFTEN DURING THE PAST 12 MONTHS DID YOU PARTICIPATE IN THE FOLLOWING ACTIVITIES? GO TO A CLUB OR A MEETING	
				BLANK NOT APPLICABLE	8760/15751541
				1 A FEW TIMES A YEAR	314/ 472484
				2 A FEW TIMES A MONTH	415/ 619004
				3 ONCE A WEEK	205/ 290998
				4 MORE THAN ONCE A WEEK	195/ 213852
				5 NEVER	1696/ 2813029
				9 NOT STATED	49/ 123896
36	Q15A	1	0046	Q15 HOW MANY TIME DURING THE PAST 12 MONTHS DID YOU PARTICIPATE IN THE FOLLOWING SPECIAL OCCASIONS OR SEASONAL ACTIVITIES? LEISURE ACTIVITIES SUCH AS BEING AT COTTAGE, CAMPING OR BOATING	
				BLANK NOT APPLICABLE	8760/15751541
				1 A FEW TIMES A YEAR	910/ 1518854
				2 A FEW TIMES A MONTH	318/ 459822
				3 ONCE A WEEK	63/ 121965
				4 MORE THAN ONCE A WEEK	62/ 59839
				5 NEVER	1476/ 2275397
				9 NOT STATED	45/ 97386
37	Q15B	1	0047	Q15 HOW MANY TIME DURING THE PAST 12 MONTHS DID YOU PARTICIPATE IN THE FOLLOWING SPECIAL OCCASIONS OR SEASONAL ACTIVITIES? SPORTS ACTIVITIES SUCH AS SKIING SOFTBALL OR GOLF	
				BLANK NOT APPLICABLE	8760/15751541
				1 A FEW TIMES A YEAR	321/ 588997
				2 A FEW TIMES A MONTH	280/ 492288
				3 ONCE A WEEK	143/ 249705
				4 MORE THAN ONCE A WEEK	200/ 307511
				5 NEVER	1884/ 2796509
				9 NOT STATED	46/ 98252
38	Q15C	1	0048	Q15 HOW MANY TIME DURING THE PAST 12 MONTHS DID YOU PARTICIPATE IN THE FOLLOWING SPECIAL OCCASIONS OR SEASONAL ACTIVITIES? ATTEND A PARTY, SOCIAL GATHERING OR WEDDING	
				BLANK NOT APPLICABLE	8760/15751541
				1 A FEW TIMES A YEAR	1816/ 2705633
				2 A FEW TIMES A MONTH	261/ 487100
				3 ONCE A WEEK	52/ 74694
				4 MORE THAN ONCE A WEEK	18/ 24716
				5 NEVER	681/ 1143294
				9 NOT STATED	46/ 97826
39	Q15D	1	0049	Q15 HOW MANY TIME DURING THE PAST 12 MONTHS DID YOU PARTICIPATE IN THE FOLLOWING SPECIAL OCCASIONS OR SEASONAL ACTIVITIES? GO TO A CONCERT, SPORTS OR FESTIVAL	
				BLANK NOT APPLICABLE	8760/15751541
				1 A FEW TIMES A YEAR	1229/ 1881701
				2 A FEW TIMES A MONTH	230/ 342301
				3 ONCE A WEEK	37/ 62572
				4 MORE THAN ONCE A WEEK	17/ 31973
				5 NEVER	1314/ 2110878
				9 NOT STATED	47/ 103838
40	Q16	1	0050	Q16 DID YOU EVER DRINK ALCOHOLIC BEVERAGES REGULARLY?	
				BLANK NOT APPLICABLE	8760/15751541
				1 YES (GO TO 37)	568/ 864060
				2 NO	2306/ 3669203

FIELD - ACRONYM	LEN	POSITION	QUESTION AND VARIABLE DESCRIPTIONS	UNWTD/WEIGHTED
41 Q17	1	0051	Q17 DOES THIS MEAN THAT YOU HAVE NEVER HAD A DRINK? BLANK NOT APPLICABLE 1 YES (GO TO 48) 2 NO (GO TO 48) 9 NOT STATED	9328/16615601 840/ 1348902 1464/ 2317971 2/ 2330
42 Q18A	1	0052	Q18 DO YOU DRINK...TO BE SOCIABLE? BLANK NOT APPLICABLE 1 YES 2 NO 9 NOT STATED	2874/ 4533262 6690/11302124 2029/ 4378773 41/ 70644
43 Q18B	1	0053	Q18 DO YOU DRINK...TO ADD TO THE ENJOYMENT OF MEALS? BLANK NOT APPLICABLE 1 YES 2 NO 9 NOT STATED	2874/ 4533262 3545/ 7202491 5172/ 8476830 43/ 72220
44 Q18C	1	0054	Q18 DO YOU DRINK...TO FEEL GOOD? BLANK NOT APPLICABLE 1 YES 2 NO 9 NOT STATED	2874/ 4533262 2611/ 4647977 6093/11010076 56/ 93488
45 Q18D	1	0055	Q18 DO YOU DRINK...TO HELP YOU RELAX? BLANK NOT APPLICABLE 1 YES 2 NO 9 NOT STATED	2874/ 4533262 3628/ 6225 5085/ 944 47/ 76
46 Q18E	1	0056	Q18 DO YOU DRINK...TO FORGET WORRIES? BLANK NOT APPLICABLE 1 YES 2 NO 9 NOT STATED	2874/ 4533262 979/ 1579415 7733/14094409 48/ 77718
47 Q18F	1	0057	Q18 DO YOU DRINK...TO FEEL LESS INHIBITED OR SHY? BLANK NOT APPLICABLE 1 YES 2 NO 9 NOT STATED	2874/ 4533262 1255/ 2044790 7456/13629937 49/ 76814
48 Q19	1	0058	Q19 DURING THE PAST 12 MONTHS HOW OFTEN ON AVERAGE DID YOU DRINK ALCOHOLIC BEVERAGES? WAS IT.... BLANK NOT APPLICABLE 1 EVERYDAY? 2 4-6 TIMES A WEEK? 3 2-3 TIMES A WEEK? 4 ONCE A WEEK? 5 1-3 TIMES A MONTH? 6 LESS THAN ONCE A MONTH? 9 NOT STATED	2874/ 4533262 388/ 885241 378/ 799183 1578/ 3099011 1658/ 2935375 2274/ 3871061 2435/ 4078393 49/ 83277
49 Q20	2	0059-0060	Q20 ON THE DAYS WHEN YOU DRANK HOW MANY DRINKS DID YOU USUALLY HAVE? BLANK NOT APPLICABLE 01:98 NUMBER OF DRINKS 99 NOT STATED	2874/ 453 8685/15628 75/ 122860

FIELD	ACRONYM	LEN	POSITION	QUESTION AND VARIABLE DESCRIPTIONS	UNWTD/WEIGHTED
50	Q21A	1	0061	Q21 USUALLY DRINK - BEER BLANK NOT APPLICABLE 1 YES 2 NO 9 NOT STATED	2874/ 4533262 3671/ 7069498 5033/ 8580545 56/ 101498
51	Q21B	1	0062	Q21 USUALLY DRINK - LIGHT BEER BLANK NOT APPLICABLE 1 YES 2 NO 9 NOT STATED	2874/ 4533262 955/ 1521954 7749/14128090 56/ 101498
52	Q21C	1	0063	Q21 USUALLY DRINK - WINE BLANK NOT APPLICABLE 1 YES 2 NO 9 NOT STATED	2874/ 4533262 3505/ 7211260 5199/ 8438783 56/ 101498
53	Q21D	1	0064	Q21 USUALLY DRINK - WINE COOLERS BLANK NOT APPLICABLE 1 YES 2 NO 9 NOT STATED	2874/ 4533262 387/ 709730 8317/14940313 56/ 101498
54	Q21E	1	0065	Q21 USUALLY DRINK - STRAIGHT LIQUOR BLANK NOT APPLICABLE 1 YES 2 NO 9 NOT STATED	2874/ 4533262 502/ 1095893 8202/14554150 56/ 101498
55	Q21F	1	0066	Q21 USUALLY DRINK - MIXED LIQUOR BLANK NOT APPLICABLE 1 YES 2 NO 9 NOT STATED	2874/ 4533262 3243/ 5399797 5461/10250247 56/ 101498
56	Q21G	1	0067	Q21 USUALLY DRINK - OTHER DRINKS BLANK NOT APPLICABLE 1 YES 2 NO 9 NOT STATED	2874/ 4533262 239/ 366659 8465/15283384 56/ 101498
NOTE:					
SEVEN ONE-BYTE RESPONSES ARE CAPTURED FOR THIS QUESTION, IN ASCENDING ORDER WITH NO DUPLICATES.					
57	Q22	3	0068-0070	Q22 HOW MANY TIMES IN THE PAST 12 MONTHS HAVE YOU HAVE FIVE OR MORE DRINKS ON ONE OCCASION? BLANK NOT APPLICABLE 000:366 999 NOT STATED	2874/ 4533262 8631/15565307 129/ 186234
58	Q23	2	0071-0072	Q23 IN THE PAST 12 MONTHS, WHAT IS THE HIGHEST NUMBER OF DRINKS YOU CAN RECALL HAVING ON ANY ONE OCCASION? BLANK NOT APPLICABLE 01:98 99 NOT STATED	2874/ 4533262 8525/15381825 235/ 369716

FIELD - ACRONYM	LEN	POSITION	QUESTION AND VARIABLE DESCRIPTIONS	UNWTD/WEIGHTED
59 Q24A	1	0073	Q24 THINKING BACK OVER THE LAST 7 DAYS, STARTING WITH YESTERDAY, HOW MANY DRINKS DID YOU HAVE ON EACH DAY? BLANK NOT APPLICABLE 1 NONE AT ALL (GO TO 25)	7305/12908432 4329/ 7376371
60 Q24B_1	2	0074-0075	Q24 HOW MANY DRINKS DID YOU HAVE ON MONDAY? BLANK 00:25 NUMBER OF DRINKS	7203/11909634 4431/ 8375170
61 Q24B_2	2	0076-0077	Q24 HOW MANY DRINKS DID YOU HAVE ON TUESDAY? BLANK 00:30 NUMBER OF DRINKS	7203/11909634 4431/ 8375170
62 Q24B_3	2	0078-0079	Q24 HOW MANY DRINKS DID YOU HAVE ON WEDNESDAY? BLANK 00:30 NUMBER OF DRINKS	7203/11909634 4431/ 8375170
63 Q24B_4	2	0080-0081	Q24 HOW MANY DRINKS DID YOU HAVE ON THURSDAY? BLANK 00:28 NUMBER OF DRINKS	7203/11909634 4431/ 8375170
64 Q24B_5	2	0082-0083	Q24 HOW MANY DRINKS DID YOU HAVE ON FRIDAY? BLANK 00:40 NUMBER OF DRINKS	7203/11909634 4431/ 8375170
65 Q24B_6	2	0084-0085	Q24 HOW MANY DRINKS DID YOU HAVE ON SATURDAY? BLANK 00:30 NUMBER OF DRINKS	7203/1190 4431/ 8375
66 Q24B_7	2	0086-0087	Q24 HOW MANY DRINKS DID YOU HAVE ON SUNDAY? BLANK 00:30 NUMBER OF DRINKS	7203/11909634 4431/ 8375170
67 Q25_A1	1	0088	Q25 HOW OFTEN DURING THE PAST 12 MONTHS DID YOU PARTICIPATE IN THE FOLLOWING ACTIVITIES? SPEND A QUIET EVENING AT HOME BLANK NOT APPLICABLE 1 A FEW TIMES A YEAR 2 A FEW TIMES A MONTH 3 ONCE A WEEK 4 MORE THAN ONCE A WEEK 5 NEVER 9 NOT STATED	2874/ 4533262 97/ 206058 300/ 577456 652/ 1202643 7602/13544918 49/ 99694 60/ 120772
			NOTE: THE SUB-QUESTIONS ARE INDICATED WITH LETTERS, THE SECTIONS OF EACH SUB-QUESTION ARE INDICATED WITH NUMBERS (EG. A1). THIS WILL BE THE STANDARD FOR QUESTIONS WITH MULTIPLE SECTIONS UNLESS OTHERWISE STATED.	
68 Q25_A2	1	0089	Q25 WHEN YOU.....HOW OFTEN DO YOU DRINK? BLANK NOT APPLICABLE 1 NEVER 2 LESS THAN HALF THE TIME 3 HALF THE TIME 4 MORE THAN HALF THE TIME 5 ALWAYS 9 FREQUENCY NOT STATED	2983/ 4753729 4709/ 8532375 3105/ 5245616 428/ 839540 158/ 35 248/ 55 3/ 5

FIELD	ACRONYM	LEN	POSITION	QUESTION AND VARIABLE DESCRIPTIONS	UNWTD/WEIGHTED
69	Q25_A3	2	0090-0091	Q25 HOW MANY DRINKS DO YOU USUALLY HAVE? BLANK NOT APPLICABLE 01:98 NUMBER OF DRINKS 99 NOT STATED	7692/13286104 3923/ 6943870 19/ 54830
70	Q25_B1	1	0092	Q25 HOW OFTEN DURING THE PAST 12 MONTHS DID YOU PARTICIPATE IN THE FOLLOWING ACTIVITIES? SPEND TIME AT SOMEONE ELSE'S HOME BLANK NOT APPLICABLE 1 A FEW TIMES A YEAR 2 A FEW TIMES A MONTH 3 ONCE A WEEK 4 MORE THAN ONCE A WEEK 5 NEVER 9 NOT STATED	2874/ 4533262 1516/ 2981068 3266/ 5982760 2062/ 3610691 1510/ 2400679 339/ 643947 67/ 132397
71	Q25_B2	1	0093	Q25 WHEN YOU.....HOW OFTEN DO YOU DRINK? BLANK NOT APPLICABLE 1 NEVER 2 LESS THAN HALF THE TIME 3 HALF THE TIME 4 MORE THAN HALF THE TIME 5 ALWAYS 9 FREQUENCY NOT STATED	3280/ 5309606 2134/ 3821013 3849/ 6280291 1209/ 2436523 548/ 1055998 601/ 1369279 13/ 12093
72	Q25_B3	2	0094-0095	Q25 HOW MANY DRINKS DO YOU USUALLY HAVE? BLANK NOT APPLICABLE 01:98 NUMBER OF DRINKS 99 NOT STATED	5414/ 9130619 6201/11127213 19/ 26972
73	Q25_C1	1	0096	Q25 HOW OFTEN DURING THE PAST 12 MONTHS DID YOU PARTICIPATE IN THE FOLLOWING ACTIVITIES? HAVE FRIENDS OR RELATIVES VISIT YOUR HOME BLANK NOT APPLICABLE 1 A FEW TIMES A YEAR 2 A FEW TIMES A MONTH 3 ONCE A WEEK 4 MORE THAN ONCE A WEEK 5 NEVER 9 NOT STATED	2874/ 4533262 1593/ 3129915 3426/ 6365041 1868/ 3302011 1559/ 2288440 243/ 525721 71/ 140413
74	Q25_C2	1	0097	Q25 WHEN YOU.....HOW OFTEN DO YOU DRINK? BLANK NOT APPLICABLE 1 NEVER 2 LESS THAN HALF THE TIME 3 HALF THE TIME 4 MORE THAN HALF THE TIME 5 ALWAYS 9 FREQUENCY NOT STATED	3188/ 5199396 2324/ 3964937 3562/ 5849326 1273/ 2439637 550/ 1050577 717/ 1750178 20/ 30752
75	Q25_C3	2	0098-0099	Q25 HOW MANY DRINKS DO YOU USUALLY HAVE? BLANK NOT APPLICABLE 01:98 NUMBER OF DRINKS 99 NOT STATED	5512/ 9164334 6107/11093190 15/ 27280

FIELD	ACRONYM	LEN	POSITION	QUESTION AND VARIABLE DESCRIPTIONS	UNWTD/WEIGHTED
76	Q25_D1	1	0100	Q25 HOW OFTEN DURING THE PAST 12 MONTHS DID YOU PARTICIPATE IN THE FOLLOWING ACTIVITIES? GO TO A RESTAURANT IN THE EVENING (EXCL. FAST FOOD)	
				BLANK NOT APPLICABLE	2874/ 4532
				1 A FEW TIMES A YEAR	2799/ 4615597
				2 A FEW TIMES A MONTH	3064/ 5786998
				3 ONCE A WEEK	1058/ 2096203
				4 MORE THAN ONCE A WEEK	556/ 1135702
				5 NEVER	1210/ 1966841
				9 NOT STATED	73/ 150200
77	Q25_D2	1	0101	Q25 WHEN YOU.....HOW OFTEN DO YOU DRINK?	
				BLANK NOT APPLICABLE	4157/ 6650303
				1 NEVER	2455/ 4000019
				2 LESS THAN HALF THE TIME	2108/ 3687749
				3 HALF THE TIME	871/ 1822911
				4 MORE THAN HALF THE TIME	512/ 975862
				5 ALWAYS	1519/ 3125592
				9 FREQUENCY NOT STATED	12/ 22367
78	Q25_D3	2	0102-0103	Q25 HOW MANY DRINKS DO YOU USUALLY HAVE?	
				BLANK NOT APPLICABLE	6612/10650322
				01:98 NUMBER OF DRINKS	5002/ 9598740
				99 NOT STATED	20/ 35741
79	Q25_E1	1	0104	Q25 HOW OFTEN DURING THE PAST 12 MONTHS DID YOU PARTICIPATE IN THE FOLLOWING ACTIVITIES? GO TO A RESTAURANT FOR LUNCH (EXCL. FAST FOOD)	
				BLANK NOT APPLICABLE	2874/ 4533262
				1 A FEW TIMES A YEAR	1990/ 324708
				2 A FEW TIMES A MONTH	1746/ 296881
				3 ONCE A WEEK	671/ 1142979
				4 MORE THAN ONCE A WEEK	904/ 170
				5 NEVER	3383/ 656
				9 NOT STATED	66/ 1267
80	Q25_E2	1	0105	Q25 WHEN YOU.....HOW OFTEN DO YOU DRINK?	
				BLANK NOT APPLICABLE	6323/11224124
				1 NEVER	4230/ 7007609
				2 LESS THAN HALF THE TIME	702/ 1273896
				3 HALF THE TIME	152/ 334967
				4 MORE THAN HALF THE TIME	69/ 133722
				5 ALWAYS	157/ 309748
				9 FREQUENCY NOT STATED	1/ 738
81	Q25_E3	2	0106-0107	Q25 HOW MANY DRINKS DO YOU USUALLY HAVE?	
				BLANK NOT APPLICABLE	10553/18231733
				01:98 NUMBER OF DRINKS	1056/ 2021713
				99 NOT STATED	25/ 31358
82	Q25_F1	1	0108	Q25 HOW OFTEN DURING THE PAST 12 MONTHS DID YOU PARTICIPATE IN THE FOLLOWING ACTIVITIES? GO TO A BAR/TAVERN	
				BLANK NOT APPLICABLE	2874/ 4533262
				1 A FEW TIMES A YEAR	2117/ 3388579
				2 A FEW TIMES A MONTH	1238/ 2049019
				3 ONCE A WEEK	577/ 1001524
				4 MORE THAN ONCE A WEEK	373/ 651930
				5 NEVER	4381/ 8518083
				9 NOT STATED	74/ 142406

FIELD	ACRONYM	LEN	POSITION	QUESTION AND VARIABLE-DESCRIPTORS	UNWTD/WEIGHTED
83	Q25_F2	1	0109	Q25 WHEN YOU.....HOW OFTEN DO YOU DRINK? BLANK NOT APPLICABLE 1 NEVER 2 LESS THAN HALF THE TIME 3 HALF THE TIME 4 MORE THAN HALF THE TIME 5 ALWAYS 9 FREQUENCY NOT STATED	7329/13193752 143/ 218558 450/ 645242 296/ 477359 391/ 623933 3015/ 5106539 10/ 19421
84	Q25_F3	2	0110-0111	Q25 HOW MANY DRINKS DO YOU USUALLY HAVE? BLANK NOT APPLICABLE 01:98 NUMBER OF DRINKS 99 NOT STATED	7472/13412309 4146/ 6857610 16/ 14884
85	Q25_G1	1	0112	Q25 HOW OFTEN DURING THE PAST 12 MONTHS DID YOU PARTICIPATE IN THE FOLLOWING ACTIVITIES? GO TO A CLUB OR A MEETING BLANK NOT APPLICABLE 1 A FEW TIMES A YEAR 2 A FEW TIMES A MONTH 3 ONCE A WEEK 4 MORE THAN ONCE A WEEK 5 NEVER 9 NOT STATED	2874/ 4533262 1600/ 2631163 1480/ 2365309 541/ 874512 471/ 764425 4596/ 8970597 72/ 145535
86	Q25_G2	1	0113	Q25 WHEN YOU.....HOW OFTEN DO YOU DRINK? BLANK NOT APPLICABLE 1 NEVER 2 LESS THAN HALF THE TIME 3 HALF THE TIME 4 MORE THAN HALF THE TIME 5 ALWAYS 9 FREQUENCY NOT STATED	7542/13649394 2612/ 4248249 702/ 1076564 254/ 392874 124/ 174005 392/ 735928 8/ 7790
87	Q25_G3	2	0114-0115	Q25 HOW MANY DRINKS DO YOU USUALLY HAVE? BLANK NOT APPLICABLE 01:98 NUMBER OF DRINKS 99 NOT STATED	10154/17897643 1466/ 2360490 14/ 26671
88	Q26_A1	1	0116	Q26 HOW MANY TIMES DURING THE PAST 12 MONTHS DID YOU PARTICIPATING IN THE FOLLOWING SPECIAL OCCASIONS OR SEASONAL ACTIVITIES? LEISURE SUCH AS COTTAGE, CAMPING OR BOATING BLANK NOT APPLICABLE 1 A FEW TIMES A YEAR 2 A FEW TIMES A MONTH 3 ONCE A WEEK 4 MORE THAN ONCE A WEEK 5 NEVER 9 NOT STATED	2874/ 4533262 3822/ 6536835 1454/ 2556241 271/ 517669 237/ 361668 2908/ 5645435 68/ 133693
89	Q26_A2	1	0117	Q26 WHEN YOU.....HOW OFTEN DO YOU DRINK? BLANK NOT APPLICABLE 1 NEVER 2 LESS THAN HALF THE TIME 3 HALF THE TIME 4 MORE THAN HALF THE TIME 5 ALWAYS 9 FREQUENCY NOT STATED	5850/10312390 1646/ 2910753 2167/ 3392115 822/ 1365918 439/ 801811 706/ 1498343 4/ 3474

FIELD	ACRONYM	LEN	POSITION	QUESTION AND VARIABLE DESCRIPTIONS	UNWTD/WEIGHTED
90	Q26_A3	2	0118-0119	Q26 HOW MANY DRINKS DO YOU USUALLY HAVE? BLANK NOT APPLICABLE 01:98 NUMBER OF DRINKS 99 NOT STATED	7496/13223 4124/ 7041 14/ 156
91	Q26_B1	1	0120	Q26 HOW MANY TIMES DURING THE PAST 12 MONTHS DID YOU PARTICIPATING IN THE FOLLOWING SPECIAL OCCASIONS OR SEASONAL ACTIVITIES? SPORTS SUCH AS SKIING, SOFTBALL OR GOLF BLANK NOT APPLICABLE 1 A FEW TIMES A YEAR 2 A FEW TIMES A MONTH 3 ONCE A WEEK 4 MORE THAN ONCE A WEEK 5 NEVER 9 NOT STATED	2874/ 4533262 1585/ 2941350 1434/ 2575447 810/ 1582002 1124/ 1949995 3729/ 6553104 78/ 149642
92	Q26_B2	1	0121	Q26 WHEN YOU.....HOW OFTEN DO YOU DRINK? BLANK NOT APPLICABLE 1 NEVER 2 LESS THAN HALF THE TIME 3 HALF THE TIME 4 MORE THAN HALF THE TIME 5 ALWAYS 9 FREQUENCY NOT STATED	6681/11236009 3402/ 6242122 853/ 1440022 275/ 536881 149/ 264389 259/ 526054 15/ 39327
93	Q26_B3	2	0122-0123	Q26 HOW MANY DRINKS DO YOU USUALLY HAVE? BLANK NOT APPLICABLE 01:98 NUMBER OF DRINKS 99 NOT STATED	10083/17478131 1545/ 2801603 6/ 506
94	Q26_C1	1	0124	Q26 HOW MANY TIMES DURING THE PAST 12 MONTHS DID YOU PARTICIPATING IN THE FOLLOWING SPECIAL OCCASIONS OR SEASONAL ACTIVITIES? ATTEND A PARTY, SOCIAL GATHERING OR WEDDING BLANK NOT APPLICABLE 1 A FEW TIMES A YEAR 2 A FEW TIMES A MONTH 3 ONCE A WEEK 4 MORE THAN ONCE A WEEK 5 NEVER 9 NOT STATED	2874/ 4533262 6123/10735564 1148/ 2020117 132/ 283109 51/ 100431 1228/ 2466506 78/ 145814
95	Q26_C2	1	0125	Q26 WHEN YOU.....HOW OFTEN DO YOU DRINK? BLANK NOT APPLICABLE 1 NEVER 2 LESS THAN HALF THE TIME 3 HALF THE TIME 4 MORE THAN HALF THE TIME 5 ALWAYS 9 FREQUENCY NOT STATED	4180/ 7145582 602/ 1041368 1514/ 2422564 845/ 1480495 841/ 1296449 3633/ 6862102 19/ 36244
96	Q26_C3	2	0126-0127	Q26 HOW MANY DRINKS DO YOU USUALLY HAVE? BLANK NOT APPLICABLE 01:98 NUMBER OF DRINKS 99 NOT STATED	4782/ 8186950 6833/12068771 19/ 29082

FIELD	ACRONYM	LEN	POSITION	QUESTION AND VARIABLE-DESCRIPTIONS	UNWTD/WEIGHTED
97	Q26_D1	1	0128	Q26 HOW MANY TIMES DURING THE PAST 12 MONTHS DID YOU PARTICIPATING IN THE FOLLOWING SPECIAL OCCASIONS OR SEASONAL ACTIVITIES? GO TO A CONCERT, SPORTS EVENT, OR FESTIVAL	
				BLANK NOT APPLICABLE	2874/ 4533262
				1 A FEW TIMES A YEAR	4468/ 7894280
				2 A FEW TIMES A MONTH	906/ 1614640
				3 ONCE A WEEK	110/ 210611
				4 MORE THAN ONCE A WEEK	99/ 156905
				5 NEVER	3098/ 5725540
				9 NOT STATED	79/ 149565
98	Q26_D2	1	0129	Q26 WHEN YOU.....HOW OFTEN DO YOU DRINK?	
				BLANK NOT APPLICABLE	6051/10408367
				1 NEVER	3792/ 6586962
				2 LESS THAN HALF THE TIME	935/ 1598884
				3 HALF THE TIME	334/ 602991
				4 MORE THAN HALF THE TIME	153/ 266026
				5 ALWAYS	362/ 808737
				9 FREQUENCY NOT STATED	7/ 12836
99	Q26_D3	2	0130-0131	Q26 HOW MANY DRINKS DO YOU USUALLY HAVE?	
				BLANK NOT APPLICABLE	9843/16995330
				01:98 NUMBER OF DRINKS	1771/ 3269558
				99 NOT STATED	20/ 19915
100	Q27A	1	0132	Q27 DURING THE PAST 12 MONTHS, HOW OFTEN DID YOU DRINK.....WITH FRIENDS?	
				BLANK NOT APPLICABLE	2874/ 4533262
				1 NEVER	518/ 1027735
				2 A FEW TIMES A YEAR	3915/ 6826478
				3 A FEW TIMES A MONTH	2670/ 4862497
				4 ONCE A WEEK	1044/ 1951686
				5 MORE THAN ONCE A WEEK	540/ 952683
				9 NOT STATED	73/ 130462
101	Q27B	1	0133	Q27 DURING THE PAST 12 MONTHS, HOW OFTEN DID YOU DRINK.....WITH YOUR SPOUSE/PARTNER? (IF RESPONDENT IS NOT MARRIED OR LIVING WITH A PARTNER DO NOT ASK, AND MARK 'NEVER')	
				BLANK NOT APPLICABLE	2874/ 4533262
				1 NEVER	4530/ 7617098
				2 A FEW TIMES A YEAR	1805/ 3105369
				3 A FEW TIMES A MONTH	1276/ 2461374
				4 ONCE A WEEK	637/ 1337295
				5 MORE THAN ONCE A WEEK	471/ 1139843
				9 NOT STATED	41/ 90561
102	Q27C	1	0134	Q27 DURING THE PAST 12 MONTHS, HOW OFTEN DID YOU DRINK.....WITH FAMILY MEMBERS OR RELATIVES?	
				BLANK NOT APPLICABLE	2874/ 4533262
				1 NEVER	1907/ 3198355
				2 A FEW TIMES A YEAR	4730/ 8413307
				3 A FEW TIMES A MONTH	1586/ 3050351
				4 ONCE A WEEK	359/ 731932
				5 MORE THAN ONCE A WEEK	101/ 224329
				9 NOT STATED	77/ 133267

FIELD	ACRONYM	LEN	POSITION	QUESTION AND VARIABLE	DESCRIPTIONS	UNWTD/WEIGHTED
103	Q27D	1	0135	Q27 DURING THE PAST 12 MONTHS, HOW OFTEN DID YOU DRINK.....WITH CO-WORKERS?		
				BLANK NOT APPLICABLE		2874/ 4533262
				1 NEVER		5155/ 9568147
				2 A FEW TIMES A YEAR		2330/ 3911630
				3 A FEW TIMES A MONTH		780/ 1396537
				4 ONCE A WEEK		281/ 498006
				5 MORE THAN ONCE A WEEK		138/ 241523
				9 NOT STATED		76/ 135698
104	Q27E	1	0136	Q27 DURING THE PAST 12 MONTHS, HOW OFTEN DID YOU DRINK.....BY YOURSELF OR WHEN OTHERS WERE NOT DRINKING?		
				BLANK NOT APPLICABLE		2874/ 4533262
				1 NEVER		6640/12097338
				2 A FEW TIMES A YEAR		1102/ 1911258
				3 A FEW TIMES A MONTH		428/ 725152
				4 ONCE A WEEK		217/ 369828
				5 MORE THAN ONCE A WEEK		299/ 515186
				9 NOT STATED		74/ 132779
105	Q28A	1	0137	Q28 AS THE PRICE OF ALCOHOLIC BEVERAGES HAS INCREASED, HAVE YOU....CUT DOWN THE AMOUNT YOU DRINK (BUY)?		
				BLANK NOT APPLICABLE		2874/ 4533262
				1 YES		2133/ 3459763
				2 NO		6558/12168091
				9 NOT STATED		69/ 123687
106	Q28B	1	0138	Q28 AS THE PRICE OF ALCOHOLIC BEVERAGES HAS INCREASED, HAVE YOU....SWITCHED TO A CHEAPER BRAND?		
				BLANK NOT APPLICABLE		2874/ 4533262
				1 YES		658/ 1254059
				2 NO		8033/14373312
				9 NOT STATED		69/ 124170
107	Q28C	1	0139	Q28 AS THE PRICE OF ALCOHOLIC BEVERAGES HAS INCREASED, HAVE YOU....MADE YOUR OWN		
				BLANK NOT APPLICABLE		2874/ 4533262
				1 YES		549/ 929525
				2 NO		8142/14698178
				9 NOT STATED		69/ 123838
108	Q28D	1	0140	Q28 AS THE PRICE OF ALCOHOLIC BEVERAGES HAS INCREASED, HAVE YOU....DRANK AT HOME INSTEAD OF GOING OUT TO DRINK?		
				BLANK NOT APPLICABLE		2874/ 4533262
				1 YES		2793/ 4788934
				2 NO		5899/10839383
				9 NOT STATED		68/ 123224
109	Q28E	1	0141	Q28 AS THE PRICE OF ALCOHOLIC BEVERAGES HAS INCREASED, HAVE YOU....BOUGHT MORE DUTY FREE LIQUOR WHENEVER POSSIBLE?		
				BLANK NOT APPLICABLE		2874/ 4533262
				1 YES		1393/ 2640080
				2 NO		7299/12985860
				9 NOT STATED		68/ 125601

FIELD	ACRONYM	LEN	POSITION	QUESTION AND VARIABLE DESCRIPTIONS	UNWTD/WEIGHTED
110	Q28F	1	0142	Q28 AS THE PRICE OF ALCOHOLIC BEVERAGES HAS INCREASED, HAVE YOU...LOOKED FOR OCCASIONS WHEN DRINKS WERE FREE?	
				BLANK NOT APPLICABLE	2874/ 4533262
				1 YES	631/ 961492
				2 NO	8060/14665390
				9 NOT STATED	69/ 124659
111	Q29A	1	0143	Q29 IN THE PAST 12 MONTHS, HAVE YOU BEEN INVITED TO HAVE A DRINK BY YOUR SPOUSE/PARTNER?	
				BLANK NOT APPLICABLE	2874/ 4533262
				1 YES	2631/ 4914720
				2 NO	6083/10739047
				9 NOT STATED	46/ 97774
				NOTE:	
				IF RESPONDENT IS NOT MARRIED OR LIVING WITH A PARTNER, QUESTION NOT ASKED AND 'NO' MARKED.	
112	Q29B	1	0144	Q29 IN THE PAST 12 MONTHS, HAVE YOU BEEN INVITED TO HAVE A DRINK BY A FAMILY MEMBER OR RELATIVE?	
				BLANK NOT APPLICABLE	2874/ 4533262
				1 YES	5305/ 9125345
				2 NO	3379/ 6493190
				9 NOT STATED	76/ 133006
113	Q29C	1	0145	Q29 IN THE PAST 12 MONTHS, HAVE YOU BEEN INVITED TO HAVE A DRINK BY A FRIEND?	
				BLANK NOT APPLICABLE	2874/ 4533262
				1 YES	6623/11323473
				2 NO	2062/ 4293367
				9 NOT STATED	75/ 134701
114	Q29D	1	0146	Q29 IN THE PAST 12 MONTHS, HAVE YOU BEEN INVITED TO HAVE A DRINK BY A CO-WORKER?	
				BLANK NOT APPLICABLE	2874/ 4533262
				1 YES	3229/ 5414693
				2 NO	5450/10202483
				9 NOT STATED	81/ 134366
115	Q30	1	0147	Q30 IN THE PAST 12 MONTHS, HAVE YOU TAKEN A DRINK TO PLEASE ANYONE ALTHOUGH YOU DID NOT FEEL LIKE DRINKING?	
				BLANK NOT APPLICABLE	2874/ 4533262
				1 YES	1213/ 2109340
				2 NO (GO TO 31)	7547/13642201
116	Q30A	1	0148	WAS IT TO PLEASE....YOUR SPOUSE/PARTNER?	
				BLANK NOT APPLICABLE	10421/18175464
				1 YES	132/ 242372
				2 NO	1030/ 1761012
				9 NOT STATED	51/ 105956
				NOTE:	
				IF RESPONDENT IS NOT MARRIED OR LIVING WITH A PARTNER, QUESTION NOT ASKED AND 'NO' MARKED.	
117	Q30B	1	0149	WAS IT TO PLEASE....A FAMILY MEMBER OR RELATIVE?	
				BLANK NOT APPLICABLE	10421/18175464
				1 YES	312/ 576396
				2 NO	812/ 1356485
				9 NOT STATED	89/ 176459

FIELD	ACRONYM	LEN	POSITION	QUESTION AND VARIABLE DESCRIPTIONS	UNWTD/WEIGHTED
118	Q30C	1	0150	WAS IT TO PLEASE....A FRIEND? BLANK NOT APPLICABLE 1 YES 2 NO 9 NOT STATED	10421/181754 801/ 133082, 330/ 623703 82/ 154810
119	Q30D	1	0151	WAS IT TO PLEASE....A CO-WORKER? BLANK NOT APPLICABLE 1 YES 2 NO 9 NOT STATED	10421/18175464 249/ 427040 874/ 1516943 90/ 165356
120	Q31	1	0152	Q31 IN THE PAST 12 MONTHS, HAS THERE BEEN AN OCCASION WHEN YOU WOULD HAVE LIKED TO TAKE A DRINK BUT DID NOT IN ORDER TO PLEASE ANYONE? BLANK NOT APPLICABLE 1 YES 2 NO (GO TO 32)	2874/ 4533262 1615/ 2955507 7145/12796034
121	Q31A	1	0153	WAS IT TO PLEASE....YOUR SPOUSE/PARTNER? BLANK NOT APPLICABLE 1 YES 2 NO 9 NOT STATED NOTE: IF RESPONDENT IS NOT MARRIED OR LIVING WITH A PARTNER, QUESTION NOT ASKED AND 'NO' MARKED.	10019/17329296 456/ 865265 1112/ 1992157 47/ 98085
122	Q31B	1	0154	WAS IT TO PLEASE....A FAMILY MEMBER OR RELATIVE? BLANK NOT APPLICABLE 1 YES 2 NO 9 NOT STATED	10019/17329 625/ 10534 903/ 1747787 87/ 154258
123	Q31C	1	0155	WAS IT TO PLEASE....A FRIEND? BLANK NOT APPLICABLE 1 YES 2 NO 9 NOT STATED	10019/17329296 616/ 1200315 916/ 1605707 83/ 149485
124	Q31D	1	0156	WAS IT TO PLEASE....A CO-WORKER? BLANK NOT APPLICABLE 1 YES 2 NO 9 NOT STATED	10019/17329296 123/ 216744 1401/ 2561184 91/ 177580
125	Q32	1	0157	Q32 DO YOU DRIVE A MOTOR VEHICLE? BLANK NOT APPLICABLE 1 YES 2 NO (GO TO 35)	2874/ 4533262 7297/12988101 1463/ 2763440
126	Q33	1	0158	Q33 IN THE PAST 12 MONTHS HAVE YOU BEEN IN A MOTOR VEHICLE ACCIDENT WITH YOU AS THE DRIVER, EVEN IF IT WASN'T YOUR FAULT? BLANK NOT APPLICABLE 1 YES 2 NO 9 NOT STATED	4337/ 7296702 719/ 1264968 6577/1172003P 1/ 30'

FIELD	ACRONYM	LEN	POSITION	QUESTION AND VARIABLE DESCRIPTIONS	UNWTD/WEIGHTED
127	Q34	2	0159-0160	Q34 IN THE PAST 12 MONTHS, HOW MANY TIMES HAVE YOU DRIVEN AFTER HAVING TWO OR MORE DRINKS IN THE PREVIOUS HOUR? BLANK NOT APPLICABLE 00:98 NUMBER OF OCCURRENCES 99 NOT STATED	4337/ 7296702 7268/12952019 29/ 36082
128	Q35	1	0161	Q35 HAVE YOU EVER HAD ANY CONTACT WITH THE POLICE AS A RESULT OF YOUR DRINKING? BLANK NOT APPLICABLE 1 YES 2 NO 9 NOT STATED	2874/ 4533262 713/ 1087996 7990/14556470 57/ 107075
129	Q36A	1	0162	Q36 WAS THERE EVER A TIME THAT YOU FELT YOUR ALCOHOL USE HAD A HARMFUL EFFECT ON.....YOUR FRIENDSHIPS OR SOCIAL LIFE? BLANK NOT APPLICABLE 1 NO 2 YES - NOT DURING THE LAST 12 MONTHS 3 YES - DURING THE LAST 12 MONTHS 9 YES - PERIOD NOT STATED	2874/ 4533262 7725/14102993 589/ 909760 442/ 732920 4/ 5868
130	Q36B	1	0163	Q36 WAS THERE EVER A TIME THAT YOU FELT YOUR ALCOHOL USE HAD A HARMFUL EFFECT ON.....YOUR PHYSICAL HEALTH? BLANK NOT APPLICABLE 1 NO 2 YES - NOT DURING THE LAST 12 MONTHS 3 YES - DURING THE LAST 12 MONTHS 9 YES - PERIOD NOT STATED	2874/ 4533262 7711/13928860 413/ 693250 630/ 1118695 6/ 10736
131	Q36C	1	0164	Q36 WAS THERE EVER A TIME THAT YOU FELT YOUR ALCOHOL USE HAD A HARMFUL EFFECT ON.....YOUR OUTLOOK ON LIFE (HAPPINESS)? BLANK NOT APPLICABLE 1 NO 2 YES - NOT DURING THE LAST 12 MONTHS 3 YES - DURING THE LAST 12 MONTHS 9 YES - PERIOD NOT STATED	2874/ 4533262 8063/14700780 326/ 493840 366/ 553273 5/ 3648
132	Q36D	1	0165	Q36 WAS THERE EVER A TIME THAT YOU FELT YOUR ALCOHOL USE HAD A HARMFUL EFFECT ON.....YOUR HOME LIFE OR MARRIAGE? BLANK NOT APPLICABLE 1 NO 2 YES - NOT DURING THE LAST 12 MONTHS 3 YES - DURING THE LAST 12 MONTHS 9 YES - PERIOD NOT STATED	2874/ 4533262 8193/14892191 271/ 385385 291/ 471257 5/ 2708
133	Q36E	1	0166	Q36 WAS THERE EVER A TIME THAT YOU FELT YOUR ALCOHOL USE HAD A HARMFUL EFFECT ON.....YOUR WORK, STUDIES OR EMPLOYMENT OPPORTUNITIES? BLANK NOT APPLICABLE 1 NO 2 YES - NOT DURING THE LAST 12 MONTHS 3 YES - DURING THE LAST 12 MONTHS 9 YES - PERIOD NOT STATED	2874/ 4533262 8429/15196756 149/ 233479 176/ 313798 6/ 7508

FIELD	ACRONYM	LEN	POSITION	QUESTION AND VARIABLE DESCRIPTIONS	UNWTD/WEIGHTED
134	Q36F	1	0167	Q36 WAS THERE EVER A TIME THAT YOU FELT YOUR ALCOHOL USE HAD A HARMFUL EFFECT ON.....YOUR FINANCIAL POSITION? BLANK NOT APPLICABLE 1 NO 2 YES - NOT DURING THE LAST 12 MONTHS 3 YES - DURING THE LAST 12 MONTHS 9 YES - PERIOD NOT STATED	2874/ 4533 8253/1490558 156/ 233840 343/ 596613 8/ 15503
135	Q37	1	0168	Q37 HAVE YOU EVER STOPPED DRINKING ALTOGETHER FOR A PERIOD OF TIME? BLANK NOT APPLICABLE 1 YES 2 NO (GO TO 40)	2306/ 3669203 3664/ 6131156 5664/10484445
136	Q38	1	0169	Q38 WHEN WAS THE LAST TIME? WAS IT... BLANK NOT APPLICABLE 0 NEVER 1 WITHIN THE PAST 12 MONTHS? 2 1-5 YEARS AGO? 3 OVER 5 YEARS AGO? 9 NOT STATED	2306/ 3669203 5664/10484445 1540/ 2667282 1261/ 2069381 853/ 1384250 10/ 10243
137	Q39	1	0170	Q39 HOW LONG DID IT LAST? BLANK NOT APPLICABLE 1 STILL CONTINUING 2 LESS THAN 1 MONTH 3 1-3 MONTHS 4 4-6 MONTHS 5 7-11 MONTHS 6 1-2 YEARS 7 3-5 YEARS 8 MORE THAN 5 YEARS 9 NOT STATED	7970/14153647 805/ 1210684 308/ 607524 965/ 1657621 545/ 958048 372/ 58566 422/ 68896 129/ 199861 108/ 212 10/ 10
138	Q40	1	0171	Q40 HAVE YOU EVER REDUCED OR CUT DOWN THE AMOUNT YOU DRINK WITHOUT QUITTING COMPLETELY? BLANK NOT APPLICABLE 1 YES (GO TO 42) 2 NO	2306/ 3669203 2881/ 4988124 6447/11627477
139	Q41	1	0172	Q41 INTERVIEWER CHECK ITEM BLANK NOT APPLICABLE 1 IF 'NO' IN 37 AND 'NO' IN 40 GO TO 46 2 OTHERWISE GO TO 44	5187/ 8657326 4697/ 8722065 1750/ 2905412
140	Q42	1	0173	Q42 WHEN WAS THE LAST TIME? WAS IT... BLANK NOT APPLICABLE 0 NEVER 1 WITHIN THE PAST 12 MONTHS? 2 1-5 YEARS AGO? 3 OVER 5 YEARS AGO? 9 NOT STATED	2306/ 3669203 6447/11627477 1343/ 2337230 881/ 1487087 424/ 741127 233/ 422680

FIELD	ACRONYM	LEN	POSITION	QUESTION AND VARIABLE DESCRIPTIONS	UNWTD/WEIGHTED
141	Q43	1	0174	Q43 HOW LONG DID IT LAST? BLANK NOT APPLICABLE 1 STILL CONTINUING 2 LESS THAN 1 MONTH 3 1-3 MONTHS 4 4-6 MONTHS 5 7-11 MONTHS 6 1-2 YEARS 7 3-5 YEARS 8 MORE THAN 5 YEARS 9 NOT STATED	8753/15296680 1582/ 2727314 219/ 408494 365/ 597825 161/ 299557 59/ 116528 92/ 149184 27/ 33616 33/ 75807 343/ 579799
142	Q44A	1	0175	Q44 WHY DID YOU REDUCE DRINKING OR QUIT DRINKING ALTOGETHER? FOR REASONS SUCH AS PREGNANCY, DIETING, ATHLETIC TRAINING, ETC.? BLANK NOT APPLICABLE 1 YES 2 NO 9 NOT STATED	7003/12391267 1447/ 2421643 3001/ 5105264 183/ 366629
143	Q44B	1	0176	Q44 WHY DID YOU REDUCE DRINKING OR QUIT DRINKING ALTOGETHER? BECAUSE YOU WERE GETTING OLDER? BLANK NOT APPLICABLE 1 YES 2 NO 9 NOT STATED	7003/12391267 856/ 1443729 3584/ 6068472 191/ 381335
144	Q44C	1	0177	Q44 WHY DID YOU REDUCE DRINKING OR QUIT DRINKING ALTOGETHER? YOU THOUGHT YOU WERE DRINKING TOO MUCH/ OR HAD A DRINKING PROBLEM? BLANK NOT APPLICABLE 1 YES 2 NO 9 NOT STATED	7003/12391267 1300/ 2085069 3146/ 5437320 185/ 371147
145	Q44D	1	0178	Q44 WHY DID YOU REDUCE DRINKING OR QUIT DRINKING ALTOGETHER? IT WAS AFFECTING YOUR WORK, STUDIES OR EMPLOYMENT OPPORTUNITIES? BLANK NOT APPLICABLE 1 YES 2 NO 9 NOT STATED	7003/12391267 448/ 697710 3992/ 6813523 191/ 382304
146	Q44E	1	0179	Q44 WHY DID YOU REDUCE DRINKING OR QUIT DRINKING ALTOGETHER? IT WAS INTERFERING WITH YOUR FAMILY OR HOME LIFE? BLANK NOT APPLICABLE 1 YES 2 NO 9 NOT STATED	7003/12391267 700/ 1113306 3738/ 6383845 193/ 396385
147	Q44F	1	0180	Q44 WHY DID YOU REDUCE DRINKING OR QUIT DRINKING ALTOGETHER? IT WAS AFFECTING YOUR PHYSICAL HEALTH? BLANK NOT APPLICABLE 1 YES 2 NO 9 NOT STATED	7003/12391267 1339/ 2338878 3099/ 5176869 193/ 377789

FIELD	ACRONYM	LEN	POSITION	QUESTION AND VARIABLE DESCRIPTIONS	UNWTD/WEIGHTED
148	Q44G	1	0181	Q44 WHY DID YOU REDUCE DRINKING OR QUIT DRINKING ALTOGETHER? IT WAS AFFECTING YOUR FRIENDSHIPS OR SOCIAL LIFE?	
				BLANK NOT APPLICABLE	7003/12391267
				1 YES	515/ 787543
				2 NO	3914/ 6699351
				9 NOT STATED	202/ 406642
149	Q44H	1	0182	Q44 WHY DID YOU REDUCE DRINKING OR QUIT DRINKING ALTOGETHER? IT WAS AFFECTING YOUR FINANCIAL POSITION?	
				BLANK NOT APPLICABLE	7003/12391267
				1 YES	782/ 1240860
				2 NO	3657/ 6266230
				9 NOT STATED	192/ 386446
150	Q44I	1	0183	Q44 WHY DID YOU REDUCE DRINKING OR QUIT DRINKING ALTOGETHER? IT WAS AFFECTING YOUR OUTLOOK ON LIFE, HAPPINESS?	
				BLANK NOT APPLICABLE	7003/12391267
				1 YES	814/ 1184598
				2 NO	3630/ 6339159
				9 NOT STATED	187/ 369779
151	Q44J	1	0184	Q44 WHY DID YOU REDUCE DRINKING OR QUIT DRINKING ALTOGETHER? BECAUSE OF INFLUENCE FROM YOUR FAMILY OR FRIENDS?	
				BLANK NOT APPLICABLE	7003/12391267
				1 YES	566/ 884702
				2 NO	3874/ 66293f
				9 NOT STATED	191/ 3794
152	Q45A	1	0185	Q45 WHICH OF THE FOLLOWING THINGS DID YOU DO TO REDUCE THE AMOUNT YOU DRINK, OR TO QUIT ALTOGETHER? SKIP PARTIES OR OTHER SOCIAL EVENTS?	
				BLANK NOT APPLICABLE	7003/12391267
				1 YES	1013/ 1563615
				2 NO	3444/ 5987692
				9 NOT STATED	174/ 342229
153	Q45B	1	0186	Q45 WHICH OF THE FOLLOWING THINGS DID YOU DO TO REDUCE THE AMOUNT YOU DRINK, OR TO QUIT ALTOGETHER? AVOID BEING WITH FRIENDS WHO DRINK A LOT?	
				BLANK NOT APPLICABLE	7003/12391267
				1 YES	1129/ 1760036
				2 NO	3327/ 5788220
				9 NOT STATED	175/ 345280
154	Q45C	1	0187	Q45 WHICH OF THE FOLLOWING THINGS DID YOU DO TO REDUCE THE AMOUNT YOU DRINK, OR TO QUIT ALTOGETHER? GO TO BARS AND TAVERNS LESS OFTEN?	
				BLANK NOT APPLICABLE	7003/12391267
				1 YES	1767/ 2790573
				2 NO	2685/ 4754110
				9 NOT STATED	179/ 348854

FIELD	ACRONYM	LEN	POSITION	QUESTION AND VARIABLE-DESCRIPTIONS	UNWTD/WEIGHTED
155	Q45D	1	0188	Q45 WHICH OF THE FOLLOWING THINGS DID YOU DO TO REDUCE THE AMOUNT YOU DRINK, OR TO QUIT ALTOGETHER? LIMIT THE NUMBER OF DRINKS YOU HAVE?	
				BLANK NOT APPLICABLE	7003/12391267
				1 YES	3055/ 5234075
				2 NO	1399/ 2314751
				9 NOT STATED	177/ 344711
156	Q45E	1	0189	Q45 WHICH OF THE FOLLOWING THINGS DID YOU DO TO REDUCE THE AMOUNT YOU DRINK, OR TO QUIT ALTOGETHER? CHANGE WHAT YOU DRINK?	
				BLANK NOT APPLICABLE	7003/12391267
				1 YES	1915/ 3057939
				2 NO	2542/ 4490523
				9 NOT STATED	174/ 345074
157	Q45F	1	0190	Q45 WHICH OF THE FOLLOWING THINGS DID YOU DO TO REDUCE THE AMOUNT YOU DRINK, OR TO QUIT ALTOGETHER? GET INVOLVED IN ACTIVITIES THAT DO NOT INCLUDE DRINKING?	
				BLANK NOT APPLICABLE	7003/12391267
				1 YES	1358/ 2092184
				2 NO	3095/ 5445187
				9 NOT STATED	178/ 356165
158	Q46	1	0191	Q46 THERE ARE MANY SERVICES AND HELP FOR PEOPLE CONCERNED ABOUT DRINKING. HAVE YOU EVER USED ANY OF THE SERVICES OR HELP OFFERED FOR YOURSELF?	
				BLANK NOT APPLICABLE	2306/ 3669203
				1 YES	426/ 588518
				2 NO (GO TO 48)	8902/16027083
159	Q47A	1	0192	Q47 SERVICES OR HELP USED - FAMILY MEMBER/FRIEND.	
				BLANK NOT APPLICABLE	2306/ 3669203
				1 YES	24/ 35647
				2 NO	9296/16563917
				9 NOT STATED	8/ 16037
				NOTE:	
				FIVE TWO-BYTE RESPONSES WERE CAPTURED FOR THIS QUESTION, AN OUTPUT FIELD WAS CREATED FOR EACH POSSIBLE RESPONSE.	
160	Q47B	1	0193	Q47 SERVICES OR HELP USED - A.A. (ALCOHOLICS ANONYMOUS), AL-ANON, SUPPORT GROUP.	
				BLANK NOT APPLICABLE	2306/ 3669203
				1 YES	333/ 450881
				2 NO	8987/16148683
				9 NOT STATED	8/ 16037
161	Q47C	1	0194	Q47 SERVICES OR HELP USED - PSYCHOLOGIST, PSYCHIATRIST, SOCIAL WORKER	
				BLANK NOT APPLICABLE	2306/ 3669203
				1 YES	30/ 49734
				2 NO	9290/16549831
				9 NOT STATED	8/ 16037
162	Q47D	1	0195	Q47 SERVICES OR HELP USED - PSYCHIATRIC HOSPITAL.	
				BLANK NOT APPLICABLE	2306/ 3669203
				1 YES	4/ 2212
				2 NO	9316/16597353
				9 NOT STATED	8/ 16037

FIELD - ACRONYM	LEN	POSITION	QUESTION AND VARIABLE DESCRIPTIONS	UNWTD/WEIGHTED
163 Q47E	1	0196	Q47 SERVICES OR HELP USED - MINISTER, PRIEST, RABBI. BLANK NOT APPLICABLE 1 YES 2 NO 9 NOT STATED	2306/ 3669203 9/ 15803 9311/16583761 8/ 16037
164 Q47F	1	0197	Q47 SERVICES OR HELP USED - DOCTOR, NURSE. BLANK NOT APPLICABLE 1 YES 2 NO 9 NOT STATED	2306/ 3669203 22/ 36712 9298/16562852 8/ 16037
165 Q47G	1	0198	Q47 SERVICES OR HELP USED - HOSPITAL, EMERGENCY DEPARTMENT. BLANK NOT APPLICABLE 1 YES 2 NO 9 NOT STATED	2306/ 3669203 13/ 22635 9307/16576929 8/ 16037
166 Q47H	1	0199	Q47 SERVICES OR HELP USED - ALCOHOL/DRUG ADDICTION AGENCY. BLANK NOT APPLICABLE 1 YES 2 NO 9 NOT STATED	2306/ 3669203 47/ 71723 9273/16527841 8/ 16037
167 Q47I	1	0200	Q47 SERVICES OR HELP USED - DETOX (DETOXIFICATION) CENTRE, HALFWAY HOUSE. BLANK NOT APPLICABLE 1 YES 2 NO 9 NOT STATED	2306/ 3669203 60/ 62 9260/16536850 8/ 16037
168 Q47J	1	0201	Q47 SERVICES OR HELP USED - OTHER. BLANK NOT APPLICABLE 1 YES 2 NO 9 NOT STATED	2306/ 3669203 30/ 35619 9290/16563945 8/ 16037
169 Q48	1	0202	Q48 INTERVIEWER CHECK ITEM: 1 LEGALLY MARRIED/LIVING WITH PARTNER 2 OTHERWISE	6963/13066140 4671/ 7218664
170 Q49	1	0203	Q49 THINKING ABOUT THE PAST 12 MONTHS, HOW OFTEN HAS YOUR SPOUSE/PARTNER HAD A DRINK? WAS IT.... BLANK NOT APPLICABLE 1 EVERYDAY? 2 4-6 TIMES A WEEK? 3 2-3 TIMES A WEEK? 4 ONCE A WEEK? 5 1-3 TIMES A MONTH? 6 LESS THAN ONCE A MONTH? 7 DON'T KNOW? 8 NEVER? (GO TO 51) 9 NOT STATED	4671/ 7218664 263/ 674553 223/ 519100 777/ 1641036 898/ 1707622 1277/ 2280469 1654/ 2922692 36/ 71167 1829/ 3240551 6/ 8950

FIELD	ACRONYM	LEN	POSITION	QUESTION AND VARIABLE--DESCRIPTIONS	UNWTD/WEIGHTED
171	Q50	2	0204-0205	Q50 ON THE DAYS WHEN HE/SHE DRANK, HOW MANY DRINKS DID HE/SHE USUALLY HAVE? BLANK NOT APPLICABLE 01:98 NUMBER OF DRINKS 99 NOT STATED	6500/10459214 5051/ 9733113 83/ 92476
172	Q51A	1	0206	Q51 SHOULD THERE BE DRINKING AT A PARTY, AT SOMEONE ELSE'S HOME? 1 NO DRINKING 2 1-2 DRINKS 3 ENOUGH TO FEEL THE EFFECTS 4 GETTING DRUNK IS SOMETIMES OK 5 DON'T KNOW 9 NOT STATED	1277/ 2150007 6956/12592042 1538/ 2508616 822/ 1286515 936/ 1519835 105/ 227789
173	Q51B	1	0207	Q51 SHOULD THERE BE DRINKING FOR A MAN OUT AT A BAR WITH FRIENDS? 1 NO DRINKING 2 1-2 DRINKS 3 ENOUGH TO FEEL THE EFFECTS 4 GETTING DRUNK IS SOMETIMES OK 5 DON'T KNOW 9 NOT STATED	933/ 1656799 6689/11871990 2008/ 3364164 687/ 1059741 1208/ 2100008 109/ 232102
174	Q51C	1	0208	Q51 SHOULD THERE BE DRINKING FOR A WOMAN OUT A A BAR WITH FIREENDS? 1 NO DRINKING 2 1-2 DRINKS 3 ENOUGH TO FEEL THE EFFECTS 4 GETTING DRUNK IS SOMETIMES OK 5 DON'T KNOW 9 NOT STATED	1446/ 2498782 6852/12244967 1557/ 2524498 517/ 781633 1148/ 1996519 114/ 238405
175	Q51D	1	0209	Q51 SHOULD THERE BE DRINKING FOR A COUPLE HAVING DINNER AT HOME? 1 NO DRINKING 2 1-2 DRINKS 3 ENOUGH TO FEEL THE EFFECTS 4 GETTING DRUNK IS SOMETIMES OK 5 DON'T KNOW 9 NOT STATED	1994/ 2995549 7063/12458273 1162/ 2291259 435/ 827835 862/ 1463605 118/ 248282
176	Q51E	1	0210	Q51 SHOULD THERE BE DRINKING FOR CO-WORKERS OUT TO LUNCH? 1 NO DRINKING 2 1-2 DRINKS 3 ENOUGH TO FEEL THE EFFECTS 4 GETTING DRUNK IS SOMETIMES OK 5 DON'T KNOW 9 NOT STATED	7008/11991580 3678/ 6687277 67/ 134629 38/ 77991 734/ 1181656 109/ 211670
177	Q51F	1	0211	Q51 SHOULD THERE BE DRINKING WITH FRIENDS AT YOUR HOME? 1 NO DRINKING 2 1-2 DRINKS 3 ENOUGH TO FEEL THE EFFECTS 4 GETTING DRUNK IS SOMETIMES OK 5 DON'T KNOW 9 NOT STATED	2071/ 3280616 6716/12125667 1492/ 2638682 564/ 904108 684/ 1103098 107/ 232632

FIELD	ACRONYM	LEN	POSITION	QUESTION AND VARIABLE DESCRIPTIONS	UNWTD/WEIGHTED
178	Q51G	1	0212	Q51 SHOULD THERE BE DRINKING WHEN GETTING TOGETHER WITH FRIENDS AFTER WORK BEFORE GOING HOME? 1 NO DRINKING 2 1-2 DRINKS 3 ENOUGH TO FEEL THE EFFECTS 4 GETTING DRUNK IS SOMETIMES OK 5 DON'T KNOW 9 NOT STATED	5305/ 95321 4912/ 8348980 279/ 496782 122/ 216590 911/ 1484197 105/ 205856
179	Q51H	1	0213	Q51 SHOULD THERE BE DRINKING WHEN GETTING TOGETHER WITH PEOPLE FOR SPORTS EVENTS OR RECREATION? 1 NO DRINKING 2 1-2 DRINKS 3 ENOUGH TO FEEL THE EFFECTS 4 GETTING DRUNK IS SOMETIMES OK 5 DON'T KNOW 9 NOT STATED	5720/ 9544863 4376/ 8148378 434/ 756893 150/ 254858 850/ 1373269 104/ 206542
180	Q52A	1	0214	Q52 HAVE YOU EVER SPOKEN TO SOMEBODY AT WORK BECAUSE DRINKING WAS AFFECTING THEIR PERFORMANCE? 1 YES 2 NO 3 DON'T KNOW/N/A 9 NOT STATED	2448/ 4410464 8582/14777286 526/ 919645 78/ 177409
181	Q52B	1	0215	Q52 HAVE YOU EVER DRIVEN/OR ARRANGED FOR TRANSPORTATION TO TAKE SOMEONE HOME FROM A PARTY BECAUSE YOU THOUGHT THEY HAD TOO MUCH TO DRINK? 1 YES 2 NO 3 DON'T KNOW/N/A 9 NOT STATED	6653/1095531 4797/ 8969577 110/ 185 74/ 174
182	Q52C	1	0216	Q52 HAVE YOU EVER CALLED THE POLICE AFTER SEEING A DRUNK PERSON GET BEHIND THE WHEEL OR DRIVE DANGEROUSLY? 1 YES 2 NO 3 DON'T KNOW/N/A 9 NOT STATED	1122/ 1872101 10325/17996424 108/ 235480 79/ 180799
183	Q53A	1	0217	Q53 HAVE YOU EVER BEEN INSULTED OR HUMILIATED BY SOMEONE WHO HAD BEEN DRINKING? 1 NO 2 YES - NOT DURING THE LAST 12 MONTHS 3 YES - DURING THE LAST 12 MONTHS 9 YES - PERIOD NOT STATED	5114/ 9764516 3831/ 6177730 2680/ 4329095 9/ 13462
184	Q53B	1	0218	Q53 HAVE YOU EVER HAD SERIOUS ARGUMENTS OR QUARRELS AS A RESULT OF SOMEONE ELSE'S DRINKING? 1 NO 2 YES - NOT DURING THE LAST 12 MONTHS 3 YES - DURING THE LAST 12 MONTHS 9 YES - PERIOD NOT STATED	7233/12980734 2408/ 3926800 1981/ 3357288 12/ 19981
185	Q53C	1	0219	Q53 HAVE YOU EVER HAD FRIENDSHIPS BREAK UP AS A RESULT OF SOMEONE ELSE'S DRINKING? 1 NO 2 YES - NOT DURING THE LAST 12 MONTHS 3 YES - DURING THE LAST 12 MONTHS 9 YES - PERIOD NOT STATED	9600/1696437 1276/ 205361 749/ 12537 9/ 13

FIELD	ACRONYM	LEN	POSITION	QUESTION AND VARIABLE DESCRIPTIONS	UNWTD/WEIGHTED
186	Q53D	1	0220	Q53 HAVE YOU EVER HAD FAMILY PROBLEMS OR MARRIAGE DIFFICULTIES DUE TO SOMEONE ELSE'S DRINKING?	
				1 NO	9004/16021821
				2 YES - NOT DURING THE LAST 12 MONTHS	1671/ 2690791
				3 YES - DURING THE LAST 12 MONTHS	955/ 1569436
				9 YES - PERIOD NOT STATED	4/ 2756
187	Q53E	1	0221	Q53 HAVE YOU EVER BEEN A PASSENGER WITH A DRIVER WHO HAD TOO MUCH TO DRINK?	
				1 NO	7044/12802357
				2 YES - NOT DURING THE LAST 12 MONTHS	3287/ 5357152
				3 YES - DURING THE LAST 12 MONTHS	1293/ 2112597
				9 YES - PERIOD NOT STATED	10/ 12698
188	Q53F	1	0222	Q53 HAVE YOU EVER BEEN IN A MOTOR VEHICLE ACCIDENT BECAUSE OF SOMEONE ELSE'S DRINKING?	
				1 NO	10764/18863174
				2 YES - NOT DURING THE LAST 12 MONTHS	766/ 1232555
				3 YES - DURING THE LAST 12 MONTHS	103/ 188540
				9 YES - PERIOD NOT STATED	1/ 534
189	Q53G	1	0223	Q53 HAVE YOU EVER HAD YOUR PROPERTY VANDALIZED BY SOMEONE WHO HAD BEEN DRINKING?	
				1 NO	10622/18578867
				2 YES - NOT DURING THE LAST 12 MONTHS	620/ 1014643
				3 YES - DURING THE LAST 12 MONTHS	388/ 680449
				9 YES - PERIOD NOT STATED	4/ 10844
190	Q53H	1	0224	Q53 HAVE YOU EVER BEEN PUSHED, HIT OR ASSAULTED BY SOMEONE WHO HAD BEEN DRINKING?	
				1 NO	9052/16214277
				2 YES - NOT DURING THE LAST 12 MONTHS	1700/ 2612766
				3 YES - DURING THE LAST 12 MONTHS	879/ 1454399
				9 YES - PERIOD NOT STATED	3/ 3362
191	Q53I	1	0225	Q53 HAVE YOU EVER BEEN DISTURBED BY LOUD PARTIES OR THE BEHAVIOUR OF PEOPLE DRINKING?	
				1 NO	6139/10630644
				2 YES - NOT DURING THE LAST 12 MONTHS	2583/ 4366665
				3 YES - DURING THE LAST 12 MONTHS	2892/ 5256687
				9 YES - PERIOD NOT STATED	20/ 30808
192	Q53J	1	0226	Q53 HAVE YOU EVER HAD FINANCIAL TROUBLE BECAUSE OF SOMEONE ELSE'S DRINKING?	
				1 NO	10937/19182082
				2 YES - NOT DURING THE LAST 12 MONTHS	484/ 743554
				3 YES - DURING THE LAST 12 MONTHS	207/ 344267
				9 YES - PERIOD NOT STATED	6/ 14901
193	Q54A	1	0227	Q54 HAS YOUR SPOUSE/PARTNER EVER HAD A DRINKING PROBLEM?	
				1 NO	11186/19485945
				2 YES - NOT DURING THE LAST 12 MONTHS	264/ 446144
				3 YES - DURING THE LAST 12 MONTHS	183/ 350437
				9 YES - PERIOD NOT STATED	1/ 2278

NOTE:

IF RESPONDENT IS NOT MARRIED OR LIVING WITH A PARTNER, QUESTION NOT ASKED AND 'NO' MARKED.

FIELD	ACRONYM	LEN	POSITION	QUESTION AND VARIABLE DESCRIPTIONS	UNWTD/WEIGHTED
194	Q54B	1	0228	Q54 HAS A FAMILY MEMBER OR RELATIVE EVER HAD A DRINKING PROBLEM? 1 NO 2 YES - NOT DURING THE LAST 12 MONTHS 3 YES - DURING THE LAST 12 MONTHS 9 YES - PERIOD NOT STATED	6022/11181566 3007/ 4943228 2586/ 4140190 19/ 19819
195	Q54C	1	0229	Q54 HAVE YOU EVER HAD A FRIEND WITH A DRINKING PROBLEM? 1 NO 2 YES - NOT DURING THE LAST 12 MONTHS 3 YES - DURING THE LAST 12 MONTHS 9 YES - PERIOD NOT STATED	6596/12041334 2258/ 3767688 2757/ 4444437 23/ 31344
196	Q54D	1	0230	Q54 HAVE YOU EVER KNOWN A CO-WORKER WHO HAD A DRINKING PROBLEM? 1 NO 2 YES - NOT DURING THE LAST 12 MONTHS 3 YES - DURING THE LAST 12 MONTHS 9 YES - PERIOD NOT STATED	7908/13955830 1928/ 3313958 1746/ 2911923 52/ 103092
197	Q55	1	0231	Q55 INTERVIEWER CHECK ITEM: 1 IF ALL 'NO' IN 54, GO TO 58 2	3320/ 6348766 8314/13936038
				NOTE: 2 IF ONE OR MORE 'YES' RESPONSES, REFER TO THE FIRST 'YES' IN 54 WHEN ASKING QUESTIONS 56 AND 57	
198	Q56A	1	0232	Q56 DID YOU DO ANY OF THE FOLLOWING BECAUSE OF YOUR... 'S DRINKING PROBLEM? DID YOU AVOID THE PERSON? BLANK NOT APPLICABLE 1 YES 2 NO 9 NOT STATED	3320/ 6348766 2695/ 4186243 5556/ 9630482 63/ 119312
199	Q56B	1	0233	Q56 DID YOU DO ANY OF THE FOLLOWING BECAUSE OF YOUR... 'S DRINKING PROBLEM? DID YOU GIVE ADVICE? BLANK NOT APPLICABLE 1 YES 2 NO 9 NOT STATED	3320/ 6348766 4864/ 8051043 3389/ 5767539 61/ 117457
200	Q56C	1	0234	Q56 DID YOU DO ANY OF THE FOLLOWING BECAUSE OF YOUR... 'S DRINKING PROBLEM? DID YOU SUGGEST THEY SEEK PROFESSIONAL HELP OR HELP THEM TO GET ASSISTANCE? BLANK NOT APPLICABLE 1 YES 2 NO (GO TO 58)	3320/ 6348766 3737/ 5961305 4577/ 7974733
201	Q57A	1	0235	Q57 SERVICES OR HELP USED - FAMILY MEMBER/FRIEND. BLANK NOT APPLICABLE 1 YES 2 NO 9 NOT STATED	7897/14323499 229/ 487437 3494/ 5452987 14/ 20880

NOTE:

FIVE TWO-BYTE RESPONSES WERE CAPTURED FOR THIS QUESTION, AN OUTPUT FIELD WAS CREATED FOR EACH POSSIBLE RESPONSE.

FIELD	ACRONYM	LEN	POSITION	QUESTION AND VARIABLE DESCRIPTIONS	UNWTD/WEIGHTED
202	Q57B	1	0236	Q57 SERVICES OR HELP USED - A.A. (ALCOHOLICS ANONYMOUS), AL-ANON, SUPPORT GROUP. BLANK NOT APPLICABLE 1 YES 2 NO 9 NOT STATED	7897/14323499 2740/ 4358722 983/ 1581703 14/ 20880
203	Q57C	1	0237	Q57 SERVICES OR HELP USED - PSYCHOLOGIST, PSYCHIATRIST, SOCIAL WORKER BLANK NOT APPLICABLE 1 YES 2 NO 9 NOT STATED	7897/14323499 334/ 638808 3389/ 5301616 14/ 20880
204	Q57D	1	0238	Q57 SERVICES OR HELP USED - PSYCHIATRIC HOSPITAL BLANK NOT APPLICABLE 1 YES 2 NO 9 NOT STATED	7897/14323499 59/ 90072 3664/ 5850353 14/ 20880
205	Q57E	1	0239	Q57 SERVICES OR HELP USED - MINISTER, PRIEST, RABBI. BLANK NOT APPLICABLE 1 YES 2 NO 9 NOT STATED	7897/14323499 159/ 249187 3564/ 5691238 14/ 20880
206	Q57F	1	0240	Q57 SERVICES OR HELP USED - DOCTOR, NURSE. BLANK NOT APPLICABLE 1 YES 2 NO 9 NOT STATED	7897/14323499 461/ 820509 3262/ 5119915 14/ 20880
207	Q57G	1	0241	Q57 SERVICES OR HELP USED - HOSPITAL, EMERGENCY DEPARTMENT. BLANK NOT APPLICABLE 1 YES 2 NO 9 NOT STATED	7897/14323499 85/ 168874 3638/ 5771550 14/ 20880
208	Q57H	1	0242	Q57 SERVICES OR HELP USED - ALCOHOL/DRUG ADDICTION AGENCY. BLANK NOT APPLICABLE 1 YES 2 NO 9 NOT STATED	7897/14323499 239/ 443913 3484/ 5496512 14/ 20880
209	Q57I	1	0243	Q57 SERVICES OR HELP USED - DETOX (DETOXIFICATION) CENTRE, HALFWAY HOUSE. BLANK NOT APPLICABLE 1 YES 2 NO 9 NOT STATED	7897/14323499 403/ 560240 3320/ 5380185 14/ 20880
210	Q57J	1	0244	Q57 SERVICES OR HELP USED - OTHER. BLANK NOT APPLICABLE 1 YES 2 NO 9 NOT STATED	7897/14323499 286/ 406480 3437/ 5533945 14/ 20880

FIELD	ACRONYM	LEN	POSITION	QUESTION AND VARIABLE DESCRIPTIONS	UNWTD/WEIGHTED
211	Q58_A1	1	0245	Q58 IN THE PAST 30 DAYS DID YOU TAKE ANY OF THE FOLLOWING MEDICATIONS? ASPIRIN OR SIMILAR PAIN RELIEVER (INCLUDES ARTHRITIS MEDICINE) 1 YES 2 NO	6730/11454094 4904/ 8830709
212	Q58_A2	1	0246	Q58 WAS THIS WITH A DOCTOR'S ORDER OR PRESCRIPTION? BLANK NOT APPLICABLE 1 YES 2 NO	4904/ 8830709 1935/ 3205634 4795/ 8248460
213	Q58_A3	1	0247	Q58 DID YOU CONSUME ANY ALCOHOLIC BEVERAGES WHILE USING THIS MEDICATION? BLANK NOT APPLICABLE 1 YES 2 NO 9 NOT STATED	4904/ 8830709 356/ 617105 6324/10768779 50/ 68210
NOTE: THROUGHOUT Q58 THIS PART IS NOT ASKED OF NON-DRINKERS (NO TO Q12).					
214	Q58_B1	1	0248	Q58 IN THE PAST 30 DAYS DID YOU TAKE ANY OF THE FOLLOWING MEDICATIONS? TRANQUILIZERS SUCH AS VALIUM 1 YES 2 NO	352/ 625933 11282/19658870
215	Q58_B2	1	0249	Q58 WAS THIS WITH A DOCTOR'S ORDER OR PRESCRIPTION? BLANK NOT APPLICABLE 1 YES 2 NO	11282/19658 338/ 603 14/ 22145
216	Q58_B3	1	0250	Q58 DID YOU CONSUME ANY ALCOHOLIC BEVERAGES WHILE USING THIS MEDICATION? BLANK NOT APPLICABLE 1 YES 2 NO 9 NOT STATED	11282/19658870 21/ 29294 328/ 594369 3/ 2270
217	Q58_C1	1	0251	Q58 IN THE PAST 30 DAYS DID YOU TAKE ANY OF THE FOLLOWING MEDICATIONS? DIET PILLS OR STIMULANTS 1 YES 2 NO	95/ 175842 11539/20108962
218	Q58_C2	1	0252	Q58 WAS THIS WITH A DOCTOR'S ORDER OR PRESCRIPTION? BLANK NOT APPLICABLE 1 YES 2 NO	11539/20108962 52/ 89969 43/ 85872
219	Q58_C3	1	0253	Q58 DID YOU CONSUME ANY ALCOHOLIC BEVERAGES WHILE USING THIS MEDICATION? BLANK NOT APPLICABLE 1 YES 2 NO 9 NOT STATED	11539/20108962 10/ 18263 80/ 148116 5/ 9462

FIELD	ACRONYM	LEN	POSITION	QUESTION AND VARIABLE DESCRIPTIONS	UNWTD/WEIGHTED
220	Q58_D1	1	0254	Q58 IN THE PAST 30 DAYS DID YOU TAKE ANY OF THE FOLLOWING MEDICATIONS? ANTI-DEPRESSANTS 1 YES 2 NO	237/ 397184 11397/19887619
221	Q58_D2	1	0255	Q58 WAS THIS WITH A DOCTOR'S ORDER OR PRESCRIPTION? BLANK NOT APPLICABLE 1 YES 2 NO	11397/19887619 231/ 387790 6/ 9394
222	Q58_D3	1	0256	Q58 DID YOU CONSUME ANY ALCOHOLIC BEVERAGES WHILE USING THIS MEDICATION? BLANK NOT APPLICABLE 1 YES 2 NO 9 NOT STATED	11397/19887619 29/ 45489 205/ 347567 3/ 4128
223	Q58_E1	1	0257	Q58 IN THE PAST 30 DAYS DID YOU TAKE ANY OF THE FOLLOWING MEDICATIONS? CODEINE, DEMEROL MORPHINE 1 YES 2 NO	594/ 1019151 11040/19265652
224	Q58_E2	1	0258	Q58 WAS THIS WITH A DOCTOR'S ORDER OR PRESCRIPTION? BLANK NOT APPLICABLE 1 YES 2 NO	11040/19265652 424/ 748593 170/ 270558
225	Q58_E3	1	0259	Q58 DID YOU CONSUME ANY ALCOHOLIC BEVERAGES WHILE USING THIS MEDICATION? BLANK NOT APPLICABLE 1 YES 2 NO 9 NOT STATED	11040/19265652 38/ 52973 543/ 950719 13/ 15459
226	Q58_F1	1	0260	Q58 IN THE PAST 30 DAYS DID YOU TAKE ANY OF THE FOLLOWING MEDICATIONS? ALLERGY MEDICINE SUCH AS SINUTAB 1 YES 2 NO	1278/ 2105510 10356/18179293
227	Q58_F2	1	0261	Q58 WAS THIS WITH A DOCTOR'S ORDER OR PRESCRIPTION? BLANK NOT APPLICABLE 1 YES 2 NO	10356/18179293 534/ 896210 744/ 1209300
228	Q58_F3	1	0262	Q58 DID YOU CONSUME ANY ALCOHOLIC BEVERAGES WHILE USING THIS MEDICATION? BLANK NOT APPLICABLE 1 YES 2 NO 9 NOT STATED	10356/18179293 86/ 151179 1179/ 1938039 13/ 16292
229	Q58_G1	1	0263	Q58 IN THE PAST 30 DAYS DID YOU TAKE ANY OF THE FOLLOWING MEDICATIONS? COUGH OR COLD REMEDIES 1 YES 2 NO	2606/ 4478423 9028/15806380

FIELD	ACRONYM	LEN	POSITION	QUESTION AND VARIABLE-DESCRIPTIONS	UNWTD/WEIGHTED
230	Q58_G2	1	0264	Q58 WAS THIS WITH A DOCTOR'S ORDER OR PRESCRIPTION? BLANK NOT APPLICABLE 1 YES 2 NO	9028/15806 712/ 1282. 1894/ 3195893
231	Q58_G3	1	0265	Q58 DID YOU CONSUME ANY ALCOHOLIC BEVERAGES WHILE USING THIS MEDICATION? BLANK NOT APPLICABLE 1 YES 2 NO 9 NOT STATED	9028/15806380 113/ 202039 2468/ 4238604 25/ 37781
232	Q58_H1	1	0266	Q58 IN THE PAST 30 DAYS DID YOU TAKE ANY OF THE FOLLOWING MEDICATIONS? PENICILLIN OR SIMILAR ANTIBIOTICS 1 YES 2 NO	1119/ 1840377 10515/1844426
233	Q58_H2	1	0267	Q58 WAS THIS WITH A DOCTOR'S ORDER OR PRESCRIPTION? BLANK NOT APPLICABLE 1 YES 2 NO	10515/1844426 1103/ 1809406 16/ 30971
234	Q58_H3	1	0268	Q58 DID YOU CONSUME ANY ALCOHOLIC BEVERAGES WHILE USING THIS MEDICATION? BLANK NOT APPLICABLE 1 YES 2 NO 9 NOT STATED	10515/1844426 71/ 12820 1032/ 169252 16/ 19655
235	Q58_I1	1	0269	Q58 IN THE PAST 30 DAYS DID YOU TAKE ANY OF THE FOLLOWING MEDICATIONS? MEDICINE FOR THE HEART OR BLOOD PRESSURE 1 YES 2 NO	1349/ 2142044 10285/18142760
236	Q58_I2	1	0270	Q58 WAS THIS WITH A DOCTOR'S ORDER OR PRESCRIPTION? BLANK NOT APPLICABLE 1 YES 2 NO	10285/18142760 1340/ 2129520 9/ 12524
237	Q58_I3	1	0271	Q58 DID YOU CONSUME ANY ALCOHOLIC BEVERAGES WHILE USING THIS MEDICATION? BLANK NOT APPLICABLE 1 YES 2 NO 9 NOT STATED	10285/18142760 195/ 338932 1138/ 1786395 16/ 16716
238	Q58_J1	1	0272	Q58 IN THE PAST 30 DAYS DID YOU TAKE ANY OF THE FOLLOWING MEDICATIONS? INSULIN OR SIMILAR DIABETIC MEDICINE 1 YES 2 NO	239/ 331899 11395/19952905

FIELD	ACRONYM	LEN	POSITION	QUESTION AND VARIABLE-DESCRIPTIONS	UNWTD/WEIGHTED
239	Q58_J2	1	0273	Q58 WAS THIS WITH A DOCTOR'S ORDER OR PRESCRIPTION? BLANK NOT APPLICABLE 1 YES 2 NO	11395/19952905 235/ 322365 4/ 9534
240	Q58_J3	1	0274	Q58 DID YOU CONSUME ANY ALCOHOLIC BEVERAGES WHILE USING THIS MEDICATION? BLANK NOT APPLICABLE 1 YES 2 NO 9 NOT STATED	11395/19952905 37/ 55810 201/ 272716 1/ 3373
241	Q58_K1	1	0275	Q58 IN THE PAST 30 DAYS DID YOU TAKE ANY OF THE FOLLOWING MEDICATIONS? SLEEPING PILS 1 YES 2 NO	408/ 726253 11226/19558551
242	Q58_K2	1	0276	Q58 WAS THIS WITH A DOCTOR'S ORDER OR PRESCRIPTION? BLANK NOT APPLICABLE 1 YES 2 NO	11226/19558551 360/ 647241 48/ 79012
243	Q58_K3	1	0277	Q58 DID YOU CONSUME ANY ALCOHOLIC BEVERAGES WHILE USING THIS MEDICATION? BLANK NOT APPLICABLE 1 YES 2 NO 9 NOT STATED	11226/19558551 21/ 41227 382/ 679620 5/ 5406
244	Q58_L1	1	0278	Q58 IN THE PAST 30 DAYS DID YOU TAKE ANY OF THE FOLLOWING MEDICATIONS? STOMACH REMEDIES LAXATIVES 1 YES 2 NO	1298/ 2128170 10336/18156634
245	Q58_L2	1	0279	Q58 WAS THIS WITH A DOCTOR'S ORDER OR PRESCRIPTION? BLANK NOT APPLICABLE 1 YES 2 NO	10336/18156634 583/ 969376 715/ 1158793
246	Q58_L3	1	0280	Q58 DID YOU CONSUME ANY ALCOHOLIC BEVERAGES WHILE USING THIS MEDICATION? BLANK NOT APPLICABLE 1 YES 2 NO 9 NOT STATED	10336/18156634 121/ 178646 1161/ 1932420 16/ 17104
247	Q59A	1	0281	Q59 HAVE YOU EVER USED ANY OF THE FOLLOWING? MARIJUANA OR HASH 1 NO 2 YES - NOT DURING THE LAST 12 MONTHS 3 YES - DURING THE LAST 12 MONTHS 9 YES - PERIOD NOT STATED	8833/15586145 2060/ 3372665 733/ 1313323 8/ 12670

FIELD	ACRONYM	LEN	POSITION	QUESTION AND VARIABLE DESCRIPTIONS	UNWTD/WEIGHT
248	Q59B	1	0282	Q59 HAVE YOU EVER USED ANY OF THE FOLLOWING? COCAINE OR CRACK	
				1 NO	11263/19565295
				2 YES - NOT DURING THE LAST 12 MONTHS	238/ 426679
				3 YES - DURING THE LAST 12 MONTHS	128/ 280934
				9 YES - PERIOD NOT STATED	5/ 11896
249	Q59C	1	0283	Q59 HAVE YOU EVER USED ANY OF THE FOLLOWING? LSD (ACID)	
				1 NO	11281/19669716
				2 YES - NOT DURING THE LAST 12 MONTHS	309/ 533595
				3 YES - DURING THE LAST 12 MONTHS	38/ 73231
				9 YES - PERIOD NOT STATED	6/ 8262
250	Q59D	1	0284	Q59 HAVE YOU EVER USED ANY OF THE FOLLOWING? SPEED (AMPHETAMINES)	
				1 NO	11394/19857372
				2 YES - NOT DURING THE LAST 12 MONTHS	208/ 382809
				3 YES - DURING THE LAST 12 MONTHS	17/ 24780
				9 YES - PERIOD NOT STATED	15/ 19842
251	Q59E	1	0285	Q59 HAVE YOU EVER USED ANY OF THE FOLLOWING? HEROIN	
				1 NO	11581/20178783
				2 YES - NOT DURING THE LAST 12 MONTHS	48/ 97958
				3 YES - DURING THE LAST 12 MONTHS	1/ 1223
				9 YES - PERIOD NOT STATED	4/ 6839
				NOTE: IF ALL NO IN 59 GO TO 68	
252	Q60	1	0286	Q60 THERE ARE MANY SERVICES AND HELP FOR PEOPLE CONCERNED ABOUT DRUGS. HAVE YOU EVER USED ANY OF THE SERVICES OR HELP OFFERED FOR YOURSELF?	
				BLANK NOT APPLICABLE	8787/15512228
				1 YES	81/ 138204
				2 NO	2583/ 4383288
				9 NOT STATED	183/ 251084
253	Q61	1	0287	Q61 HAVE YOU EVER HAD ANY CONTACT WITH THE POLICE AS A RESULT OF YOUR DRUG USE?	
				BLANK NOT APPLICABLE	8787/15512228
				1 YES	149/ 256517
				2 NO	2498/ 4232913
				9 NOT STATED	200/ 283145
254	Q62	1	0288	Q62 INTERVIEWER CHECK ITEM:	
				BLANK NOT APPLICABLE	8787/15512228
				1	733/ 1313323
				2	2114/ 3459252
				NOTE: 1 IF RESPONDENT HAS USED MARIJUANA IN THE PAST 12 MONTHS ('YES' TO SECOND PART OF 59A) GO TO 63	
				2 OTHERWISE GO TO 68	
255	Q63A	1	0289	Q63 TELL ME IF THIS IS A REASON YOU HAVE FOR USING MARIJUANA. TO FEEL HIGH	
				BLANK NOT APPLICABLE	10901/18971
				1 YES	478/ 810
				2 NO	227/ 4531
				9 NOT STATED	28/ 49475

FIELD	ACRONYM	LEN	POSITION	QUESTION AND VARIABLE--DESCRIPTIONS	UNWTD/WEIGHTED
256	Q63B	1	0290	Q63 TELL ME IF THIS IS A REASON YOU HAVE FOR USING MARIJUANA. TO RELAX BLANK NOT APPLICABLE 1 YES 2 NO 9 NOT STATED	10901/18971480 483/ 860110 221/ 403167 29/ 50046
257	Q63C	1	0291	Q63 TELL ME IF THIS IS A REASON YOU HAVE FOR USING MARIJUANA. TO FORGET WORRIES BLANK NOT APPLICABLE 1 YES 2 NO 9 NOT STATED	10901/18971480 162/ 291594 543/ 972254 28/ 49475
258	Q63D	1	0292	Q63 TELL ME IF THIS IS A REASON YOU HAVE FOR USING MARIJUANA. TO BE SOCIABLE BLANK NOT APPLICABLE 1 YES 2 NO 9 NOT STATED	10901/18971480 363/ 622646 342/ 641202 28/ 49475
259	Q63E	1	0293	Q63 TELL ME IF THIS IS A REASON YOU HAVE FOR USING MARIJUANA. TO FEEL LESS INHIBITED OR SHY BLANK NOT APPLICABLE 1 YES 2 NO 9 NOT STATED	10901/18971480 98/ 190315 606/ 1072264 29/ 50744
260	Q63F	1	0294	Q63 TELL ME IF THIS IS A REASON YOU HAVE FOR USING MARIJUANA. TO SEE WHAT IT WAS LIKE BLANK NOT APPLICABLE 1 YES 2 NO 9 NOT STATED	10901/18971480 391/ 669238 314/ 594610 28/ 49475
261	Q64	1	0295	Q64 HOW OFTEN HAVE YOU USED MARIJUANA OR HASH IN THE PAST 12 MONTHS? BLANK NOT APPLICABLE 1 LESS THAN ONCE A MONTH 2 1-3 TIMES A MONTH 3 ONCE A WEEK 4 MORE THAN ONCE A WEEK 9 NOT STATED	10901/18971480 388/ 638901 170/ 325569 54/ 97645 88/ 197074 33/ 54135
262	Q65A	1	0296	Q65 DURING THE PAST 12 MONTHS HAVE YOU USED MARIJUANA OR HASH IN THE FOLLOWING PLACES? AT A BAR/TAVERN BLANK NOT APPLICABLE 1 YES 2 NO 9 NOT STATED	10901/18971480 134/ 218053 570/ 1045293 29/ 49977
263	Q65B	1	0297	Q65 DURING THE PAST 12 MONTHS HAVE YOU USED MARIJUANA OR HASH IN THE FOLLOWING PLACES? AT A PRIVATE HOME BLANK NOT APPLICABLE 1 YES 2 NO 9 NOT STATED	10901/18971480 616/ 1094014 88/ 169332 29/ 49977

FIELD	ACRONYM	LEN	POSITION	QUESTION AND VARIABLE DESCRIPTIONS	UNWTD/WEIGHTED
264	Q65C	1	0298	Q65 DURING THE PAST 12 MONTHS HAVE YOU USED MARIJUANA OR HASH IN THE FOLLOWING PLACES? AT SCHOOL/UNIVERSITY	
				BLANK NOT APPLICABLE	10901/18971480
				1 YES	48/ 95468
				2 NO	654/ 1165008
				9 NOT STATED	31/ 52847
265	Q65D	1	0299	Q65 DURING THE PAST 12 MONTHS HAVE YOU USED MARIJUANA OR HASH IN THE FOLLOWING PLACES? AT A PARTY OR SOCIAL GATHERING	
				BLANK NOT APPLICABLE	10901/18971480
				1 YES	450/ 789074
				2 NO	254/ 474272
				9 NOT STATED	29/ 49977
266	Q65E	1	0300	Q65 DURING THE PAST 12 MONTHS HAVE YOU USED MARIJUANA OR HASH IN THE FOLLOWING PLACES? AT A CONCERT, SPORTS EVENT, FESTIVAL, ETC.	
				BLANK NOT APPLICABLE	10901/18971480
				1 YES	190/ 378351
				2 NO	514/ 884995
				9 NOT STATED	29/ 49977
267	Q65F	1	0301	Q65 DURING THE PAST 12 MONTHS HAVE YOU USED MARIJUANA OR HASH IN THE FOLLOWING PLACES? OUTDOORS: WHILE BOATING, CAMPING, SKIING, FISHING	
				BLANK NOT APPLICABLE	10901/18971480
				1 YES	283/ 521
				2 NO	420/ 738
				9 NOT STATED	30/ 52557
268	Q66A	1	0302	Q66 HAVE YOU USED MARIJUANA OR HASH WITH THE FOLLOWING PEOPLE DURING THE LAST 12 MONTHS? WITH YOUR SPOUSE/PARTNER	
				BLANK NOT APPLICABLE	10901/18971480
				1 YES	142/ 292966
				2 NO	579/ 1003912
				9 NOT STATED	12/ 16446
				NOTE: IF RESPONDENT IS NOT MARRIED OR LIVING WITH A PARTNER, QUESTION NOT ASKED AND 'NO' MARKED.	
269	Q66B	1	0303	Q66 HAVE YOU USED MARIJUANA OR HASH WITH THE FOLLOWING PEOPLE DURING THE LAST 12 MONTHS? WITH A FAMILY MEMBER OR RELATIVE	
				BLANK NOT APPLICABLE	10901/18971480
				1 YES	243/ 441845
				2 NO	461/ 821501
				9 NOT STATED	29/ 49977
270	Q66C	1	0304	Q66 HAVE YOU USED MARIJUANA OR HASH WITH THE FOLLOWING PEOPLE DURING THE LAST 12 MONTHS? WITH FRIENDS	
				BLANK NOT APPLICABLE	10901/18971480
				1 YES	658/ 1194726
				2 NO	45/ 65290
				9 NOT STATED	30/ 53306

FIELD	ACRONYM	LEN	POSITION	QUESTION AND VARIABLE DESCRIPTIONS	UNWTD/WEIGHTED
271	Q66D	1	0305	Q66 HAVE YOU USED MARIJUANA OR HASH WITH THE FOLLOWING PEOPLE DURING THE LAST 12 MONTHS? WITH CO-WORKERS	
				BLANK NOT APPLICABLE	10901/18971480
				1 YES	182/ 364398
				2 NO	522/ 898948
				9 NOT STATED	29/ 49977
272	Q66E	1	0306	Q66 HAVE YOU USED MARIJUANA OR HASH WITH THE FOLLOWING PEOPLE DURING THE LAST 12 MONTHS? WHILE ALONE	
				BLANK NOT APPLICABLE	10901/18971480
				1 YES	218/ 400055
				2 NO	486/ 863291
				9 NOT STATED	29/ 49977
273	Q67	1	0307	Q67 IN THE PAST 12 MONTHS HAVE YOU DRIVEN WITHIN TWO HOURS OF USING MARIJUANA/HASH?	
				BLANK NOT APPLICABLE	10901/18971480
				1 YES	232/ 400780
				2 NO	471/ 860869
				9 NOT STATED	30/ 51674
274	Q68A	1	0308	Q68 HAS YOUR SPOUSE/PARTNER EVER HAD A DRUG PROBLEM?	
				1 YES	103/ 192626
				2 NO	11484/19979881
				9 NOT STATED	47/ 112296
				NOTE: IF RESPONDENT IS NOT MARRIED OR LIVING WITH A PARTNER, QUESTION NOT ASKED AND 'NO' MARKED.	
275	Q68B	1	0309	Q68 HAS A FAMILY MEMBER OR RELATIVE EVER HAD A DRUG PROBLEM?	
				1 YES	1558/ 2769796
				2 NO	9978/17311715
				9 NOT STATED	98/ 203293
276	Q68C	1	0310	Q68 HAVE YOU EVER HAD A FRIEND WITH A DRUG PROBLEM?	
				1 YES	2580/ 4441759
				2 NO	8960/15641864
				9 NOT STATED	94/ 201181
277	Q68D	1	0311	Q68 HAVE YOU EVER KNOWN A CO-WORKER WHO HAD A DRUG PROBLEM?	
				1 YES	1298/ 2293821
				2 NO	10238/17785396
				9 NOT STATED	98/ 205586
278	Q69	1	0312	Q69 INTERVIEWER CHECK ITEM:	
				1	7826/13652753
				2	3808/ 6632051

NOTE: 1 IF ALL 'NO' IN 68, GO TO 72
 2 IF ONE OR MORE 'YES' RESPONSES REFER TO THE FIRST 'YES' IN 68 WHEN ASKING QUESTIONS 70 AND 71

FIELD	ACRONYM	LEN	POSITION	QUESTION AND VARIABLE DESCRIPTIONS	UNWTD/WEIGHTED
279	Q70A	1	0313	Q70 DID YOU DO ANY OF THE FOLLOWING BECAUSE OF YOUR'S DRUG PROBLEM? DID YOU AVOID THE PERSON? BLANK NOT APPLICABLE 1 YES 2 NO 9 NOT STATED	7826/13652753 912/ 1559250 2830/ 4939550 66/ 133251
280	Q70B	1	0314	Q70 DID YOU DO ANY OF THE FOLLOWING BECAUSE OF YOUR'S DRUG PROBLEM? DID YOU GIVE ADVICE? BLANK NOT APPLICABLE 1 YES 2 NO 9 NOT STATED	7826/13652753 2288/ 3994748 1455/ 2506899 65/ 130403
281	Q70C	1	0315	Q70 DID YOU DO ANY OF THE FOLLOWING BECAUSE OF YOUR'S DRUG PROBLEM? DID YOU SUGGEST THEY SEEK PROFESSIONAL HELP OR HELP THEM TO GET ASSISTANCE? BLANK NOT APPLICABLE 1 YES (GO TO 71) 2 NO (GO TO 72)	7826/13652753 1592/ 2654573 2216/ 3977478
282	Q71A	1	0316	Q71 SERVICES OR HELP USED - FAMILY MEMBER/FRIEND. BLANK NOT APPLICABLE 1 YES 2 NO 9 NOT STATED	10042/17630230 120/ 222927 1452/ 2393438 20/ 38208
NOTE: FIVE TWO-BYTE RESPONSES WERE CAPTURED FOR THIS QUESTION, AN OUTPUT FIELD WAS CREATED FOR EACH POSSIBLE RESPONSE.					
283	Q71B	1	0317	Q57 SERVICES OR HELP USED - A.A. (ALCOHOLICS ANONYMOUS), AL-ANON, SUPPORT GROUP. BLANK NOT APPLICABLE 1 YES 2 NO 9 NOT STATED	10042/17630230 340/ 596852 1232/ 2019513 20/ 38208
284	Q71C	1	0318	Q71 SERVICES OR HELP USED - PSYCHOLOGIST, PSYCHIATRIST, SOCIAL WORKER. BLANK NOT APPLICABLE 1 YES 2 NO 9 NOT STATED	10042/17630230 276/ 489610 1296/ 2126755 20/ 38208
285	Q71D	1	0319	Q71 SERVICES OR HELP USED - PSYCHIATRIC HOSPITAL. BLANK NOT APPLICABLE 1 YES 2 NO 9 NOT STATED	10042/17630230 30/ 56198 1542/ 2560167 20/ 38208
286	Q71E	1	0320	Q71 SERVICES OR HELP USED - MINISTER, PRIEST, RABBI. BLANK NOT APPLICABLE 1 YES 2 NO 9 NOT STATED	10042/17630230 42/ 82817 1530/ 2533548 20/ 3820P

FIELD	ACRONYM	LEN	POSITION	QUESTION AND VARIABLE DESCRIPTIONS	UNWTD/WEIGHTED
287	Q71F	1	0321	Q71 SERVICES OR HELP USED - DOCTOR, NURSE. BLANK NOT APPLICABLE 1 YES 2 NO 9 NOT STATED	10042/17630230 422/ 643950 1150/ 1972415 20/ 38208
288	Q71G	1	0322	Q71 SERVICES OR HELP USED - HOSPITAL, EMERGENCY DEPARTMENT. BLANK NOT APPLICABLE 1 YES 2 NO 9 NOT STATED	10042/17630230 78/ 140299 1494/ 2476066 20/ 38208
289	Q71H	1	0323	Q71 SERVICES OR HELP USED - ALCOHOL/DRUG ADDICTION AGENCY. BLANK NOT APPLICABLE 1 YES 2 NO 9 NOT STATED	10042/17630230 306/ 535980 1266/ 2080385 20/ 38208
290	Q71I	1	0324	Q71 SERVICES OR HELP USED - DETOX (DETOXIFICATION) CENTRE, HALFWAY HOUSE. BLANK NOT APPLICABLE 1 YES 2 NO 9 NOT STATED	10042/17630230 275/ 533106 1297/ 2083259 20/ 38208
291	Q71J	1	0325	Q71 SERVICES OR HELP USED - OTHER. BLANK NOT APPLICABLE 1 YES 2 NO 9 NOT STATED	10042/17630230 189/ 308815 1383/ 2307550 20/ 38208
292	Q72A	1	0326	Q72 HAVE ANY OF THE FOLLOWING SITUATIONS EVER HAPPENED TO YOU? HAVE THERE BEEN TIMES WHEN YOU WOULD HAVE WELCOMED MORE DETAILS FROM PHARMACIST OR DOCTOR ABOUT SIDE-EFFECTS OF MEDICATIONS? 1 YES 2 NO 9 NOT STATED	4661/ 7967096 6876/12079080 97/ 238628
293	Q72B	1	0327	Q72 HAVE ANY OF THE FOLLOWING SITUATIONS EVER HAPPENED TO YOU? HAVE YOU EVER EXPRESSED CONCERN TO A FRIEND OR RELATIVE ABOUT THEIR USE OF PRESCRIPTION DRUGS? 1 YES 2 NO 9 NOT STATED	3169/ 5320353 8365/14725834 100/ 238617
294	Q72C	1	0328	Q72 HAVE ANY OF THE FOLLOWING SITUATIONS EVER HAPPENED TO YOU? HAVE YOU EVER CONTACTED THE POLICE BECAUSE YOU KNOW OF SOMEONE USING DRUGS? 1 YES 2 NO 9 NOT STATED	330/ 573587 11210/19476917 94/ 234300
295	Q72D	1	0329	Q72 HAVE ANY OF THE FOLLOWING SITUATIONS EVER HAPPENED TO YOU? HAVE YOU EVER SUGGESTED TO A FRIEND THAT THEY STOP USING DRUGS? 1 YES 2 NO 9 NOT STATED	3154/ 5365088 8381/14678371 99/ 241344

FIELD	ACRONYM	LEN	POSITION	QUESTION AND VARIABLE DESCRIPTIONS	UNWTD/WEIGHT
296	Q73A	1	0330	Q73 DO YOU THINK TAXES ON ALCOHOLIC BEVERAGES SHOULD BE INCREASED, DECREASED OR REMAIN THE SAME? 1 INCREASE 2 DECREASE 3 SAME 4 DON'T KNOW 9 NOT STATED	3179/ 5426387 2032/ 3645281 5195/ 9259938 1150/ 1758872 78/ 194326
297	Q73B	1	0331	Q73 DO YOU THINK BEER AND LIQUOR STORE HOURS SHOULD BE INCREASED, DECREASED OR REMAIN THE SAME? 1 INCREASE 2 DECREASE 3 SAME 4 DON'T KNOW 9 NOT STATED	707/ 1444699 2121/ 3464628 7958/14027611 761/ 1137169 87/ 210696
298	Q73C	1	0332	Q73 DO YOU THINK THE LEGAL DRINKING AGE SHOULD BE RAISED, LOWERED OR REMAIN THE SAME? 1 INCREASE 2 DECREASE 3 SAME 4 DON'T KNOW 9 NOT STATED	5812/ 9994733 282/ 560609 5151/ 9032920 311/ 511966 78/ 184576
299	Q73D	1	0333	Q73 DO YOU THINK EFFORTS TO PREVENT DRUNKEN CUSTOMERS BEING SERVED SHOULD BE INCREASED, DECREASED OR REMAIN THE SAME? 1 INCREASE 2 DECREASE 3 SAME 4 DON'T KNOW 9 NOT STATED	9411/164729 383/ 616109 1185/ 2018024 565/ 959445 90/ 218299
300	Q73E	1	0334	Q73 DO YOU THINK GOVERNMENT'S ADVERTISING AGAINST DRINKING SHOULD BE INCREASED, DECREASED OR REMAIN THE SAME? 1 INCREASE 2 DECREASE 3 SAME 4 DON'T KNOW 9 NOT STATED	7070/12265323 829/ 1276229 3121/ 5615695 525/ 918804 89/ 208753
301	Q73F	1	0335	Q73 DO YOU THINK ALCOHOL OR DRUG EDUCATION AND PREVENTION PROGRAMS SHOULD BE INCREASED, DECREASED OR REMAIN THE SAME? 1 INCREASE 2 DECREASE 3 SAME 4 DON'T KNOW 9 NOT STATED	9429/16262477 127/ 214605 1364/ 2566609 633/ 1038412 81/ 202700
302	Q73G	1	0336	Q73 DO YOU THINK TREATMENT PROGRAMS SHOULD BE INCREASED, DECREASED OR REMAIN THE SAME? 1 INCREASE 2 DECREASE 3 SAME 4 DON'T KNOW 9 NOT STATED	8628/14875883 94/ 155112 1576/ 2720 1252/ 231 84/ 22

FIELD	ACRONYM	LEN	POSITION	QUESTION AND VARIABLE DESCRIPTIONS	UNWTD/WEIGHTED
303	Q74	1	0337	Q74 DO YOU THINK ALCOHOLIC BEVERAGES SHOULD BE AVAILABLE IN THE CORNER STORES?	
				BLANK NOT APPLICABLE	0/ 0
				1 YES	2482/ 4700202
				2 NO	8759/14806429
				3 DON'T KNOW	322/ 615891
				9 NOT STATED	71/ 162282
304	Q75	1	0338	Q75 DO YOU THINK ALCOHOLIC BEVERAGES SHOULD HAVE WARNING LABELS ABOUT POSSIBLE HEALTH HAZARDS?	
				BLANK NOT APPLICABLE	0/ 0
				1 YES	8808/14962992
				2 NO	2394/ 4530144
				3 DON'T KNOW	361/ 626473
				9 NOT STATED	71/ 165196
305	Q76	1	0339	Q76 SHOULD THE GOVERNMENT PROHIBIT WINE, LIQUOR AND BEER ADVERTISING ON T.V.?	
				BLANK NOT APPLICABLE	0/ 0
				1 YES	6248/10167829
				2 NO	4609/ 8776674
				3 DON'T KNOW	708/ 1176425
				9 NOT STATED	69/ 163876
306	Q77	1	0340	Q77 SHOULD THE GOVERNMENT PROHIBIT WINE/LIQUOR BEER COMPANIES FROM SPONSORING SPORTING OR CULTURAL EVENTS?	
				BLANK NOT APPLICABLE	0/ 0
				1 YES	3906/ 6658052
				2 NO	6556/11801587
				3 DON'T KNOW	1098/ 1652245
				9 NOT STATED	74/ 172919
307	Q78A	1	0341	Q78 DO YOU THINK SELF HELP PROGRAMS SUCH AS A.A. ARE VERY EFFECTIVE, MODERATELY EFFECTIVE, NOT EFFECTIVE AT ALL?	
				BLANK NOT APPLICABLE	0/ 0
				1 VERY EFFECTIVE	5581/ 9399612
				2 MODERATELY EFFECTIVE	3977/ 6666292
				3 NOT AT ALL EFFECTIVE	285/ 483867
				4 DON'T KNOW/NO OPINION	1707/ 3521687
				9 NOT STATED	84/ 213346
308	Q78B	1	0342	Q78 DO YOU THINK EMERGENCY TELEPHONE SERVICES ARE VERY EFFECTIVE, MODERATELY EFFECTIVE, NOT EFFECTIVE AT ALL?	
				BLANK NOT APPLICABLE	0/ 0
				1 VERY EFFECTIVE	3613/ 6608177
				2 MODERATELY EFFECTIVE	3788/ 6207714
				3 NOT AT ALL EFFECTIVE	465/ 775320
				4 DON'T KNOW/NO OPINION	3683/ 6478145
				9 NOT STATED	85/ 215447
309	Q78C	1	0343	Q78 DO YOU THINK COMMUNITY PREVENTION EFFORTS SUCH AS PROVIDING WORKSHOPS AND INFORMATION ON ALCOHOL AND DRUGS ARE VERY EFFECTIVE, MODERATELY EFFECTIVE, NOT EFFECTIVE AT ALL?	
				BLANK NOT APPLICABLE	0/ 0
				1 VERY EFFECTIVE	2650/ 4798075
				2 MODERATELY EFFECTIVE	5000/ 8176347
				3 NOT AT ALL EFFECTIVE	883/ 1506772
				4 DON'T KNOW/NO OPINION	3015/ 5586978
				9 NOT STATED	86/ 216632

FIELD	ACRONYM	LEN	POSITION	QUESTION AND VARIABLE-DESCRIPTIONS	UNWTD/WEIGHTED
310	Q78D	1	0344	Q78 DO YOU THINK TREATMENT BY SOCIAL WORKERS OR MEDICAL STAFF IN THE AREAS OF ALCOHOL AND DRUGS ARE VERY EFFECTIVE, MODERATELY EFFECTIVE, NOT EFFECTIVE AT ALL? BLANK NOT APPLICABLE 1 VERY EFFECTIVE 2 MODERATELY EFFECTIVE 3 NOT AT ALL EFFECTIVE 4 DON'T KNOW/NO OPINION 9 NOT STATED	0/ 2350/ 4167075 4961/ 8066828 925/ 1551045 3309/ 6279309 89/ 220547
311	Q79	1	0345	Q79 THE POSSESSION OF MARIJUANA IS CURRENTLY ILLEGAL IN CANADA. DO YOU THINK A PERSON SHOULD GET A CRIMINAL RECORD IF HE/SHE IS CAUGHT POSSESSING MARIJUANA? BLANK NOT APPLICABLE 1 YES 2 NO 3 DON'T KNOW 9 NOT STATED	0/ 6478/10925950 3842/ 7076952 1220/ 2064344 94/ 217557
312	Q80A	1	0346	Q80 DO THE FOLLOWING PROBLEMS EXIST IN YOUR COMMUNITY OR NEIGHBOURHOOD ENOUGH TO BE CONCERNED? DRINKING AND DRIVING? 1 YES 2 NO 9 NOT STATED	5669/ 8949635 5779/10955081 186/ 380087
313	Q80B	1	0347	Q80 DO THE FOLLOWING PROBLEMS EXIST IN YOUR COMMUNITY OR NEIGHBOURHOOD ENOUGH TO BE CONCERNED? FAMILY CONFLICTS RELATED TO ALCOHOL USE? 1 YES 2 NO 9 NOT STATED	3529/ 54605 7802/14253221 303/ 571059
314	Q80C	1	0348	Q80 DO THE FOLLOWING PROBLEMS EXIST IN YOUR COMMUNITY OR NEIGHBOURHOOD ENOUGH TO BE CONCERNED? PUBLIC FIGHTS OR DISTURBANCES FROM ALCOHOL USE? 1 YES 2 NO 9 NOT STATED	3380/ 5365306 8032/14492607 222/ 426890
315	Q80D	1	0349	Q80 DO THE FOLLOWING PROBLEMS EXIST IN YOUR COMMUNITY OR NEIGHBOURHOOD ENOUGH TO BE CONCERNED? ALCOHOL RELATED HEALTH PROBLEMS? 1 YES 2 NO 9 NOT STATED	3632/ 5722959 7643/13915655 359/ 646189
316	Q80E	1	0350	Q80 DO THE FOLLOWING PROBLEMS EXIST IN YOUR COMMUNITY OR NEIGHBOURHOOD ENOUGH TO BE CONCERNED? PROBLEMS IN THE WORKPLACE DUE TO ALCOHOL USE? 1 YES 2 NO 9 NOT STATED	2540/ 4195812 8696/15453983 398/ 635009

FIELD	ACRONYM	LEN	POSITION	QUESTION AND VARIABLE DESCRIPTIONS	UNWTD/WEIGHTED
317	Q80F	1	0351	Q80 DO THE FOLLOWING PROBLEMS EXIST IN YOUR COMMUNITY OR NEIGHBOURHOOD ENOUGH TO BE CONCERNED? MISUSE OF PRESCRIPTION DRUGS AND OVER THE COUNTER DRUGS? 1 YES 2 NO 9 NOT STATED	2951/ 4761844 8159/14634076 524/ 888884
318	Q80G	1	0352	Q80 DO THE FOLLOWING PROBLEMS EXIST IN YOUR COMMUNITY OR NEIGHBOURHOOD ENOUGH TO BE CONCERNED? ILLEGAL DRUG USE OR CRIMINAL ACTIVITY DUE TO ALCOHOL OR DRUGS? 1 YES 2 NO 9 NOT STATED	4263/ 6882583 7019/12786673 352/ 615547
319	Q81KG	3	0353-0355	Q81 WEIGHT IN KILOGRAMS 041:125 999 NOT STATED	11456/19893670 178/ 391134
320	Q82CM	3	0356-0358	Q81 HEIGHT IN CENTIMETRES 136:199 999 NOT STATED	11494/19951100 140/ 333703
321	Q83	1	0359	Q83 WHAT IS THE HIGHEST GRADE OR LEVEL OF EDUCATION YOU HAVE EVER COMPLETED? 0 NO SCHOOLING 1 ELEMENTARY 2 SOME SECONDARY 3 COMPLETED SECONDARY 4 SOME COM/TECH COLL, CEGEP, NURSING 5 COMPLETED COMMUNITY COLLEGE, TECHNICAL 6 SOME UNIVERSITY OR TEACHER'S COLLEGE 7 COMPLETED UNIVERSITY OR TEACHER'S COLLEGE 8 OTHER EDUCATION OR TRAINING 9 NOT STATED	42/ 50040 1214/ 1982416 2885/ 4711237 3116/ 5668226 591/ 1210578 1300/ 2242056 769/ 1259280 1577/ 2865240 33/ 52490 107/ 243239
322	Q84	1	0360	Q84 WHICH OF THE FOLLOWING BEST DESCRIBES YOUR MAIN ACTIVITY DURING THE PAST 12 MONTHS? WERE YOU MAINLY.... 1 WORKING AT A JOB OR BUSINESS (GO TO 86) 2 LOOKING FOR WORK (GO TO 85) 3 A STUDENT (GO TO 88) 4 RETIRED (GO TO 88) 5 KEEPING HOUSE (GO TO 88) 6 OTHER (GO TO 88) 9 NOT STATED	6734/11840863 311/ 469557 1059/ 2265416 1570/ 2586636 1766/ 2730419 118/ 204041 76/ 187871
323	Q85	1	0361	Q85 DID YOU HAVE A JOB AT ANY TIME DURING THE PAST 12 MONTHS? BLANK NOT APPLICABLE 1 YES 2 NO (GO TO 88) 9 NOT STATED	11247/19627375 235/ 355268 76/ 114289 76/ 187871

FIELD	ACRONYM	LEN	POSITION	QUESTION AND VARIABLE DESCRIPTIONS	UNWTD/WEIGHTED
324	INDCODE	2	0362-0363	TWO DIGIT INDUSTRY CODE	
				BLANK NOT APPLICABLE	4589/ 7900
				01 AGRICULTURAL	266/ 390
				02 OTHER PRIMARY	274/ 321
				03 MANUFACTURING	965/ 2082437
				04 CONSTRUCTION	503/ 852048
				05 TRANSPORTATION	308/ 553406
				06 COMMUNICATIONS	153/ 263981
				07 UTILITIES	73/ 120053
				08 TRADE	1037/ 1973552
				09 FINANCE	348/ 720870
				10 COMMUNITY SERVICES	1368/ 2080523
				11 BUSINESS AND PERSONAL SERVICES	876/ 1599384
				12 MISCELLANEOUS SERVICES	122/ 244911
				13 PUBLIC ADMINISTRATION	647/ 923069
				99 NOT STATED	105/ 250978
325	OCCODE	2	0364-0365	TWO DIGIT OCCUPATION CODE	
				BLANK NOT APPLICABLE	4589/ 7900801
				11 MANAGERIAL, ADMIN & RELATED OCC	930/ 1746835
				21 OCC IN NAT SCI, ENG & MATH	287/ 589787
				23 SOCIAL SCIENCES AND RELATED	175/ 264782
				25 OCCUPATIONS IN RELIGION	23/ 22411
				27 TEACHING AND RELATED OCCUPATIONS	378/ 610288
				31 OCCUPATIONS IN MEDICINE AND HEALTH	416/ 548356
				33 ARTISTIC, LITERARY, REC AND REL	130/ 269142
				41 CLERICAL AND RELATED OCCUPATIONS	1022/ 1863337
				51 SALES OCCUPATIONS	552/ 1069162
				61 SERVICE OCCUPATIONS	785/ 1249911
				71 FARMING, HORT & ANIMAL HUSBANDRY	267/ 397065
				73 FISHING, TRAPPING AND RELATED	100/ 51713
				75 FORESTRY AND LOGGING OCCUPATIONS	59/ 7567
				77 MINING & QUARRYING (INCL. OIL & GAS FIELD)	47/ 6925
				81 PROCESSING - MINERAL, METAL, CLAY ETC.	45/ 99000
				82 PROCESSING - FOOD, BEVERAGE, WOOD, TEXTILE	210/ 27
				83 MACHINING AND RELATED OCCUPATIONS	83/ 16
				85 PROD FABRICATING, ASSEMBLING & REPAIRING	495/ 10986
				87 CONSTRUCTION TRADE OCCUPATIONS	494/ 806821
				91 TRANSPORT EQUIPMENT OPERATING	276/ 558001
				93 MATERIAL HANDLING AND RELATED	86/ 178943
				95 OTHER CRAFTS & EQUIPMENT OPERATING	79/ 122123
				99 NOT STATED	106/ 248286
326	Q88	1	0366	Q88 IN THE PAST FIVE YEARS, HAVE YOU BEEN CONTINUOUSLY UNEMPLOYED FOR A YEAR OR LONGER (THAT IS NOT BEING PAID FOR WORK BUT LOOKING FOR WORK)?	
				1 YES	1399/ 2378575
				2 NO	10058/17510559
				9 NOT STATED	177/ 395669
327	Q89	1	0367	Q89 WHAT LANGUAGE DO YOU SPEAK AT HOME NOW (IF MORE THAN ONE LANGUAGE, WHICH IS SPOKEN MOST OFTEN)?	
				1 ENGLISH	9261/14144818
				2 FRENCH	1966/ 4945926
				3 GERMAN	44/ 92772
				4 ITALIAN	25/ 119972
				5 CHINESE	42/ 128758
				6 OTHER	212/ 677553
				9 NOT STATED	84/ 175003

FIELD	ACRONYM	LEN	POSITION	QUESTION AND VARIABLE DESCRIPTIONS	UNWTD/WEIGHTED
328	Q90A	1	0368	Q90 ETHNIC OR CULTURAL GROUP RESPONDENT BELONGS TO - CANADIAN. 1 YES 2 NO 9 NOT STATED	5205/ 9978535 6317/10101516 112/ 204752
NOTE: THREE TWO-BYTE RESPONSES WERE CAPTURED FOR THIS QUESTION, AN OUTPUT FIELD WAS CREATED FOR EACH POSSIBLE RESPONSE.					
329	Q90B	1	0369	Q90 ETHNIC OR CULTURAL GROUP RESPONDENT BELONGS TO - FRENCH. 1 YES 2 NO 9 NOT STATED	1878/ 3841796 9644/16238255 112/ 204752
330	Q90C	1	0370	Q90 ETHNIC OR CULTURAL GROUP RESPONDENT BELONGS TO - ENGLISH. 1 YES 2 NO 9 NOT STATED	2183/ 2912105 9339/17167946 112/ 204752
331	Q90D	1	0371	Q90 ETHNIC OR CULTURAL GROUP RESPONDENT BELONGS TO - GERMAN OR DUTCH. 1 YES 2 NO 9 NOT STATED	796/ 1277154 10726/18802898 112/ 204752
332	Q90E	1	0372	Q90 ETHNIC OR CULTURAL GROUP RESPONDENT BELONGS TO - SCOTTISH. 1 YES 2 NO 9 NOT STATED	1009/ 1109171 10513/18970880 112/ 204752
333	Q90F	1	0373	Q90 ETHNIC OR CULTURAL GROUP RESPONDENT BELONGS TO - IRISH. 1 YES 2 NO 9 NOT STATED	851/ 1067097 10671/19012954 112/ 204752
334	Q90G	1	0374	Q90 ETHNIC OR CULTURAL GROUP RESPONDENT BELONGS TO - UKRAINIAN OR POLISH. 1 YES 2 NO 9 NOT STATED	479/ 788152 11043/19291899 112/ 204752
335	Q90H	1	0375	Q90 ETHNIC OR CULTURAL GROUP RESPONDENT BELONGS TO - ITALIAN OR PORTUGUESE. 1 YES 2 NO 9 NOT STATED	213/ 785006 11309/19295045 112/ 204752
336	Q90I	1	0376	Q90 ETHNIC OR CULTURAL GROUP RESPONDENT BELONGS TO - OTHER. 1 YES 2 NO 9 NOT STATED	1026/ 2312060 10496/17767991 112/ 204752

FIELD	ACRONYM	LEN	POSITION	QUESTION AND VARIABLE DESCRIPTIONS	UNWTD/WEIGHTED
337	DVAGEGP5	2	0377-0378	FIVE-YEAR AGE GROUPS	
				01 15-16 YEARS	308/ 6642
				02 17-19 YEARS	530/ 1201
				03 20-24 YEARS	1049/ 2033
				04 25-29 YEARS	1574/ 2482722
				05 30-34 YEARS	1485/ 2187657
				06 35-39 YEARS	1323/ 2060958
				07 40-44 YEARS	1029/ 1901359
				08 45-49 YEARS	744/ 1468965
				09 50-54 YEARS	627/ 1231704
				10 55-59 YEARS	593/ 1199450
				11 60-64 YEARS	614/ 1134525
				12 65-69 YEARS	646/ 1002311
				13 70-74 YEARS	472/ 818363
				14 75-79 YEARS	323/ 454410
				15 80 AND OVER	317/ 443316
338	FILLER1	3	0379-0381	FILLER	
339	Q91	2	0382-0383	Q91 WHAT IF ANY IS YOUR RELIGION?	
				01 NONE	1279/ 2516125
				02 ROMAN CATHOLIC	4655/ 9103862
				03 UNITED CHURCH	1855/ 2443685
				04 ANGLICAN	1192/ 1823717
				05 OTHER PROTESTANT	1353/ 2000102
				06 OTHER	1279/ 2375285
				99 RELIGION NOT STATED	21/ 22027
340	Q92	1	0384	Q92 DO YOU CONSIDER YOURSELF TO BE VERY RELIGIOUS, MODERATELY RELIGIOUS, OR NOT VERY RELIGIOUS?	
				BLANK NOT APPLICABLE	1279/ 251612
				1 VERY RELIGIOUS	1326/ 246080
				2 MODERATELY RELIGIOUS	6088/ 9889
				3 NOT VERY RELIGIOUS	2917/ 5375
				9 NOT STATED	24/ 387
341	Q93A	1	0385	Q93 ARE THERE ANY CHILDREN UNDER 15 LIVING IN THE HOUSEHOLD?	
				1 YES	4109/ 6756509
				2 NO	7525/13528294
342	Q93B_1	2	0386-0387	Q93 HOW MANY CHILDREN 5 YEARS OLD OR LESS ARE LIVING IN THE HOUSEHOLD?	
				00:10	11634/20284803
343	Q93B_2	2	0388-0389	Q93 HOW MANY CHILDREN 6 TO 11 YEARS OLD ARE LIVING IN THE HOUSEHOLD?	
				00:10	11634/20284803
344	Q93B_3	2	0390-0391	Q93 HOW MANY CHILDREN 12 TO 14 YEARS OLD ARE LIVING IN THE HOUSEHOLD?	
				00:10	11634/20284803

FIELD	ACRONYM	LEN	POSITION	QUESTION AND VARIABLE DESCRIPTIONS	UNWTD/WEIGHTED
345	Q94C	2	0392-0393	Q94 HOUSEHOLD'S TOTAL INCOME FROM ALL SOURCES BEFORE TAXES AND DEDUCTIONS FOR 1988.	
				13 LESS THAN \$5,000	102/ 104618
				14 \$5,000 TO \$9,999	735/ 811075
				15 \$10,000 TO \$14,999	1037/ 1376732
				16 \$15,000 TO \$19,999	1081/ 1505345
				23 \$20,000 TO \$29,999	1594/ 2368210
				24 \$30,000 TO \$39,999	1893/ 3219506
				25 \$40,000 TO \$59,999	2134/ 4379679
				26 \$60,000 OR MORE	1395/ 3308968
				97 NO INCOME	24/ 35371
				98 DON'T KNOW	1203/ 2376849
				99 NOT STATED	436/ 798451
346	Q95	1	0394	Q95 HOW MANY HOUSEHOLD MEMBERS CONTRIBUTED TO THIS INCOME?	
				1 ONE	4908/ 6930470
				2 TWO	5607/10275974
				3 THREE	645/ 1754957
				4 FOUR OR MORE	260/ 919529
				9 NOT STATED	214/ 403873
347	DVMAR	1	0395	DERIVED VARIABLE INDICATING IF RESPONDENT IS MARRIED OR LIVING WITH A PARTNER.	
				1 YES	6963/13066140
				2 NO	4671/ 7218664
348	DVYRSMKD	2	0396-0397	DERIVED VARIABLE - NUMBER OF YEARS THE RESPONDENT SMOKED - INCLUDES THOSE WHO STILL SMOKE.	
				BLANK NOT APPLICABLE	4690/ 8579385
				00:69 YEARS	6845/11546440
				70 70 YEARS OR MORE	10/ 8732
				99 NOT STATED	89/ 150247
				NOTE: A VALUE OF '00' INDICATES RESPONDENT SMOKED LESS THAN ONE YEAR.	
349	DVAGSTOP	2	0398-0399	DERIVED VARIABLE - AGE THAT THE RESPONDENT STOPPED SMOKING.	
				BLANK NOT APPLICABLE	8528/15055426
				08:69 YEARS	2994/ 5061487
				70 70 YEARS OR MORE	47/ 57454
				99 NOT STATED	65/ 110436
350	DVAGEGR	1	0400	AGE GROUP	
				1 15-16 YEARS	308/ 664212
				2 17-19 YEARS	530/ 1201308
				3 20-24 YEARS	1049/ 2033544
				4 25-34 YEARS	3059/ 4670379
				5 35-44 YEARS	2352/ 3962317
				6 45-54 YEARS	1371/ 2700669
				7 55-64 YEARS	1207/ 2333975
				8 65-69 YEARS	646/ 1002311
				9 70 AND OVER	1112/ 1716089

FIELD	ACRONYM	LEN	POSITION	QUESTION AND VARIABLE DESCRIPTIONS	UNWTD/WEIGHTED
351	DVPROV	1	0401	PROVINCE - DERIVED FROM RO AND STRATUM 0 NEWFOUNDLAND 1 PRINCE EDWARD ISLAND 2 NOVA SCOTIA 3 NEW BRUNSWICK 4 QUEBEC 5 ONTARIO 6 MANITOBA 7 SASKATCHEWAN 8 ALBERTA 9 BRITISH COLUMBIA	961/ 427 828/ 98 1259/ 6901. 812/ 552119 1808/ 5237260 1974/ 7485712 947/ 830161 921/ 747996 992/ 1826361 1132/ 2389648
352	DV24TOT	3	0402-0404	TOTAL DRINKS OVER THE LAST WEEK. BLANK NOT APPLICABLE 000:999	2874/ 4533262 8760/15751541
353	DV24DAYS	1	0405	NUMBER OF DAYS RESPONDENT DRANK IN THE WEEK. BLANK NOT APPLICABLE 0:7	2874/ 4533262 8760/15751541
354	DV24AV	2	0406-0407	AVERAGE NUMBER OF DRINKS RESPONDENT DRANK PER DAY IN THE PAST WEEK. BLANK NOT APPLICABLE 00:98 99 NOT STATED	2874/ 4533262 8760/15751541 0/ 0
355	DV36_2	1	0408	SUM OF TYPES OF HARMFUL EFFECTS EXPERIENCED BY THE RESPONDENT PRIOR TO THE PAST TWELVE MONTHS, DUE TO THEIR DRINKING. BLANK NOT APPLICABLE 0:6 9 PERIOD NOT STATED	2874/ 453326 8738/15715 22/ 31
356	DV36_3	1	0409	SUM OF TYPES OF HARMFUL EFFECTS EXPERIENCED BY THE RESPONDENT DURING THE PAST TWELVE MONTHS, DUE TO THEIR DRINKING. BLANK NOT APPLICABLE 0:6 9 PERIOD NOT STATED	2874/ 4533262 8738/15715766 22/ 35775
357	DV36_2_3	1	0410	SUM OF TYPES OF HARMFUL EFFECTS EXPERIENCED BY THE RESPONDENT DURING LIFETIME, DUE TO THEIR DRINKING. BLANK NOT APPLICABLE 0:6 9 PERIOD NOT STATED	2874/ 4533262 8738/15715766 22/ 35775
358	DV47	1	0411	NUMBER OF SERVICES USED BY RESPONDENT CONCERNED ABOUT DRINKING. BLANK NOT APPLICABLE 0:5 9 NOT STATED	2306/ 3669203 9320/16599564 8/ 16037
359	DV53_2	2	0412-0413	SUM OF TYPES OF BAD SITUATIONS EXPERIENCED BY THE RESPONDENT PRIOR TO THE PAST TWELVE MONTHS, DUE TO OTHER PEOPLE'S DRINKING. 00:10 99 PERIOD NOT STATED	11565/20171693 69/ 113110

FIELD	ACRONYM	LEN	POSITION	QUESTION AND VARIABLE DESCRIPTIONS	UNWTD/WEIGHTED
360	DV53_3	2	0414-0415	SUM OF TYPES OF BAD SITUATIONS EXPERIENCED BY THE RESPONDENT DURING THE PAST TWELVE MONTHS, DUE TO OTHER PEOPLE'S DRINKING. 00:10 99 PERIOD NOT STATED	11565/20171693 69/ 113110
361	DV53_2_3	2	0416-0417	SUM OF TYPES OF BAD SITUATIONS EXPERIENCED BY THE RESPONDENT DURING LIFETIME, DUE TO OTHER PEOPLE'S DRINKING. 00:10 99 PERIOD NOT STATED	11565/20171693 69/ 113110
362	DV55	1	0418	FIRST 'YES' RESPONSE TO Q54 - RELATIONSHIP TO OTHER PERSON WHO HAD A DRINKING PROBLEM. 0 NOBODY 1 SPOUSE/PARTNER 2 FAMILY MEMBER OR RELATIVE 3 FRIEND 4 CO-WORKER	3320/ 6348766 448/ 798859 5295/ 8541695 1984/ 3476414 587/ 1119070
363	DV58A	1	0419	Q58 IN THE PAST 30 DAYS DID YOU TAKE ANY ASPIRIN OR SIMILAR PAIN RELIEVER? 1 NO 2 YES - WITHOUT A DOCTOR'S PRESCRIPTION 3 YES - WITH A DOCTOR'S PRESCRIPTION 9 YES - PRESCRIPTION NOT STATED	4904/ 8830709 4795/ 8248460 1935/ 3205634 0/ 0
364	DV58B	1	0420	Q58 IN THE PAST 30 DAYS DID YOU TAKE ANY TRANQUILIZERS SUCH AS VALIUM? 1 NO 2 YES - WITHOUT A DOCTOR'S PRESCRIPTION 3 YES - WITH A DOCTOR'S PRESCRIPTION 9 YES - PRESCRIPTION NOT STATED	11282/19658870 14/ 22145 338/ 603789 0/ 0
365	DV58C	1	0421	Q58 IN THE PAST 30 DAYS DID YOU TAKE ANY DIET PILLS OR STIMULANTS? 1 NO 2 YES - WITHOUT A DOCTOR'S PRESCRIPTION 3 YES - WITH A DOCTOR'S PRESCRIPTION 9 YES - PRESCRIPTION NOT STATED	11539/20108962 43/ 85872 52/ 89969 0/ 0
366	DV58D	1	0422	Q58 IN THE PAST 30 DAYS DID YOU TAKE ANY ANTI-DEPRESSANTS? 1 NO 2 YES - WITHOUT A DOCTOR'S PRESCRIPTION 3 YES - WITH A DOCTOR'S PRESCRIPTION 9 YES - PRESCRIPTION NOT STATED	11397/19887619 6/ 9394 231/ 387790 0/ 0
367	DV58E	1	0423	Q58 IN THE PAST 30 DAYS DID YOU TAKE ANY CODEINE, DEMEROL, MORPHINE? 1 NO 2 YES - WITHOUT A DOCTOR'S PRESCRIPTION 3 YES - WITH A DOCTOR'S PRESCRIPTION 9 YES - PRESCRIPTION NOT STATED	11040/19265652 170/ 270558 424/ 748593 0/ 0
368	DV58F	1	0424	Q58 IN THE PAST 30 DAYS DID YOU TAKE ANY ALLERGY MEDICINE SUCH AS SINUTAB? 1 NO 2 YES - WITHOUT A DOCTOR'S PRESCRIPTION 3 YES - WITH A DOCTOR'S PRESCRIPTION 9 YES - PRESCRIPTION NOT STATED	10356/18179293 744/ 1209300 534/ 896210 0/ 0

FIELD	ACRONYM	LEN	POSITION	QUESTION AND VARIABLE DESCRIPTIONS	UNWTD/WEIGHTED
369	DV58G	1	0425	Q58 IN THE PAST 30 DAYS DID YOU TAKE ANY COUGH OR COLD REMEDIES?	
				1 NO	9028/15806380
				2 YES - WITHOUT A DOCTOR'S PRESCRIPTION	1894/ 3195893
				3 YES - WITH A DOCTOR'S PRESCRIPTION	712/ 1282530
				9 YES - PRESCRIPTION NOT STATED	0/ 0
370	DV58H	1	0426	Q58 IN THE PAST 30 DAYS DID YOU TAKE ANY PENICILLIN OR SIMILAR ANTIBIOTICS?	
				1 NO	10515/18444426
				2 YES - WITHOUT A DOCTOR'S PRESCRIPTION	16/ 30971
				3 YES - WITH A DOCTOR'S PRESCRIPTION	1103/ 1809406
				9 YES - PRESCRIPTION NOT STATED	0/ 0
371	DV58I	1	0427	Q58 IN THE PAST 30 DAYS DID YOU TAKE ANY MEDICINE FOR THE HEART OR BLOOD PRESSURE?	
				1 NO	10285/18142760
				2 YES - WITHOUT A DOCTOR'S PRESCRIPTION	9/ 12524
				3 YES - WITH A DOCTOR'S PRESCRIPTION	1340/ 2129520
				9 YES - PRESCRIPTION NOT STATED	0/ 0
372	DV58J	1	0428	Q58 IN THE PAST 30 DAYS DID YOU TAKE ANY INSULIN OR SIMILAR DIABETIC MEDICINE?	
				1 NO	11395/19952905
				2 YES - WITHOUT A DOCTOR'S PRESCRIPTION	4/ 9534
				3 YES - WITH A DOCTOR'S PRESCRIPTION	235/ 322365
				9 YES - PRESCRIPTION NOT STATED	0/ 0
373	DV58K	1	0429	Q58 IN THE PAST 30 DAYS DID YOU TAKE ANY SLEEPING PILLS?	
				1 NO	11226/19558551
				2 YES - WITHOUT A DOCTOR'S PRESCRIPTION	48/ 79012
				3 YES - WITH A DOCTOR'S PRESCRIPTION	360/ 647241
				9 YES - PRESCRIPTION NOT STATED	0/ 0
374	DV58L	1	0430	Q58 IN THE PAST 30 DAYS DID YOU TAKE ANY STOMACH REMEDIES, LAXATIVES?	
				1 NO	10336/18156634
				2 YES - WITHOUT A DOCTOR'S PRESCRIPTION	715/ 1158793
				3 YES - WITH A DOCTOR'S PRESCRIPTION	583/ 969376
				9 YES - PRESCRIPTION NOT STATED	0/ 0
375	DV58_2	2	0431-0432	SUM OF RESPONSES TO Q58 - NUMBER OF DRUG TYPES TAKEN WITHOUT PRESCRIPTION.	
				00:12	11634/20284803
				99 PRESCRIPTION NOT STATED	0/ 0
376	DV58_3	2	0433-0434	SUM OF RESPONSES TO Q58 - NUMBER OF DRUG TYPES TAKEN WITH PRESCRIPTION.	
				00:12	11634/20284803
				99 PRESCRIPTION NOT STATED	0/ 0
377	DV58_2_3	2	0435-0436	SUM OF RESPONSES TO Q58 - NUMBER OF DRUG TYPES TAKEN WITH OR WITHOUT PRESCRIPTION.	
				00:12	11634/20284803
				99 PRESCRIPTION NOT STATED	0/ 0

FIELD	ACRONYM	LEN	POSITION	QUESTION AND VARIABLE DESCRIPTIONS	UNWTD/WEIGHTED
378	DV58_123	2	0437-0438	SUM OF RESPONSES TO Q58 - NUMBER OF DRUG TYPES TAKEN IN COMBINATION WITH ALCOHOL. NONE 01:12 99 NOT STATED	10753/18788110 752/ 1327747 129/ 168947
379	DV59_2	1	0439	SUM OF RESPONSES TO Q59 - NUMBER OF DRUG TYPES TAKEN PRIOR TO THE PAST 12 MONTHS. 0:5 9 PERIOD NOT STATED	11605/20239237 29/ 45567
380	DV59_3	1	0440	SUM OF RESPONSES TO Q59 - NUMBER OF DRUG TYPES TAKEN IN THE PAST 12 MONTHS. 0:5 9 PERIOD NOT STATED	11605/20239237 29/ 45567
381	DV59_2_3	1	0441	SUM OF RESPONSES TO Q59 - NUMBER OF DRUG TYPES TAKEN IN LIFETIME. 0:5 9 PERIOD NOT STATED	11605/20239237 29/ 45567
382	DV65	1	0442	SUM OF RESPONSES TO Q65 - NUMBER OF TYPES OF PLACES MARIJUANA OR HASH USED IN PAST 12 MONTHS. BLANK NOT APPLICABLE 0:6 9 NOT STATED	10901/18971480 701/ 1257897 32/ 55427
383	DV66	1	0443	SUM OF RESPONSES TO Q66 - WHO RESPONDENT USED MARIJUANA OR HASH WITH IN PAST 12 MONTHS (EXCLUDES Q66E). BLANK NOT APPLICABLE 0:4 9 NOT STATED	10901/18971480 703/ 1260017 30/ 53306
384	DV68	1	0444	FIRST 'YES' RESPONSE TO Q68 - RELATIONSHIP TO OTHER PERSON WHO HAD A DRUG PROBLEM. 0 NOBODY 1 SPOUSE/PARTNER 2 FAMILY MEMBER OR RELATIVE 3 FRIEND 4 CO-WORKER 9 NOT STATED	7719/13435618 103/ 192626 1512/ 2681456 1802/ 3072546 387/ 682057 111/ 220500
385	DV84_85	1	0445	Q84 AND Q85 RESPONSES - MAIN ACTIVITY DURING THE PAST 12 MONTHS. 1 WORKING AT A JOB OR BUSINESS 2 LOOKING WORK - HAD A JOB IN PAST 12 MNTHS 3 LOOKING WORK - DID NOT HAVE JOB PAST 12 MNTHS 4 STUDENT 5 RETIRED 6 KEEPING HOUSE 7 OTHER 9 NOT STATED	6734/11840863 235/ 355268 76/ 114289 1059/ 2265416 1570/ 2586636 1766/ 2730419 118/ 204041 76/ 187871
386	DV90	1	0446	# OF ETHNIC/CULTURAL ORIGINS OF RESPONDENT. (ONLY 3 CAPTURED). 0:3 9 NOT STATED	11522/20080051 112/ 204752

FIELD	ACRONYM	LEN	POSITION	QUESTION AND VARIABLE DESCRIPTIONS	UNWTD/WEIGHTED
387	DV93TOT	2	0447-0448	NUMBER OF CHILDREN UNDER 15 LIVING IN THE HOUSEHOLD. 00:09 CHILDREN 10 10 OR MORE CHILDREN	11628/20275 6/ 9500
388	FILLER2	1	0449	FILLER	
389	WEIGHT	9	0450-0458	FINAL WEIGHT FOR THE SURVEY	

NOTE:

STORED AS CHARACTER DATA - SHOULD BE
USED AS DECIMAL XXXXX.XXXX

APPENDIX C

APPROXIMATE SAMPLING VARIABILITY TABLES

APPROXIMATE SAMPLING VARIABILITY TABLES

Sampling variability guidelines for the release of estimates

Users should determine the number of respondents on the micro data file who contributes to the calculation of the estimate. If this number is less than 30, the weighted estimate should not be released regardless of the value of the coefficient of variation for this estimate.

Type of Estimate	Coefficient of Variation (in %)	Policy Statement
1. Unqualified	0.0 to 16.5	Estimates can be considered for general unrestricted release. No special notation is required.
2. Qualified	16.6 to 25.0	Estimates can be considered for general unrestricted release but should be accompanied by a warning cautioning users of the high sampling variability associated with the estimates. Such estimates should be identified by the letter Q (or in some other similar fashion).
3. Restricted	25.1 to 33.3%	Estimates can be considered for general unrestricted release only when sampling variabilities are obtained using an exact variance calculation procedure. Otherwise, the estimate should be deleted. When sampling variabilities are obtained using exact variance calculation procedures, the estimates should be accompanied by a warning of high sampling variability associated with the estimates.
4. Not for Release	33.4% or over	Estimates should not be released in any form under any circumstances. In such statistical tables, such estimates should be deleted.

Note: The sampling variability policy should be applied to rounded estimates.

Derivation of sampling variabilities for each of the estimates which could be generated from the survey would be an extremely costly procedure, and for most users, an unnecessary one. Consequently, approximate measures of sampling variability in the form of tables have been developed for use.

There are individual tables for each of the provinces and regions. It should be noted that all coefficients of variation in these tables are approximate and, therefore, unofficial. Estimates of actual variance for specific variables may be obtained from Statistics Canada on a cost-recovery basis. Use of actual variance estimates may allow users to release otherwise unreleasable estimates, i.e. estimates with coefficient of variation in the "restricted" range (see the policy regarding the release of the survey estimates on page 1).

The coefficients of variation were derived using the variance formula for simple random sampling and incorporating a factor to reflect the multi-stage clustered nature of the sample design. This factor is known as the design effect and is defined as the ratio of the variance of an estimate from the LFS to the variance from a simple random sample of the same size. The design effect has been determined by first calculating design effects for a wide range of characteristics and then choosing among these a conservative value which will not give a false impression of high precision.

The following rules should enable the user to determine the approximate coefficients of variation from the Sampling Variability Tables for estimates of the number, proportion or percentage of the surveyed population possessing a certain characteristic and for ratios and differences between estimates.

Rule 1: Estimates of Numbers possessing a Characteristic (Aggregates)

The coefficient of variation depends only on the size of the estimated aggregate itself. On the Sampling Variability Table for the appropriate geographical area, locate the estimated aggregate in the left-most column of the table (headed "Numerator of Percentage") and follow the asterisks across to the first figure encountered. This figure is the estimated coefficient of variation.

Rule 2: Estimates of Percentages or Proportions possessing a Characteristic

The coefficient of variation of an estimated percentage or proportion depends on both the size of the percentage or proportion and the size of the total upon which the percentage is based. Estimated percentages or proportions are relatively more reliable than the corresponding estimates of the numerators of the percentages, particularly

if the percentages are 50 percent or more. (Note that in the tables the cv's decline in value reading from left to right).

When the percentage or proportion is based upon the total population of the geographic area covered by the table, the cv of the percentage or proportion is the same as the cv of the numerator of the percentage. In this case, Rule 1 can be used.

When the percentage or proportion is based upon a subset of the total population (e.g. those in a particular age-sex group), reference should be made to the percentage (across the top of the table) and to the numerator of the percentage or proportion (down the left side of the table). The intersection of the appropriate row and column gives the coefficient of variation.

Rule 3: Ratios

In the case where the numerator is a subset of the denominator, the ratio should be converted to a percentage and Rule 2 applied. This would apply, for example, to the case where the denominator is the number of males and the numerator is the number of male who hunted Waterfowls.

In the case where the numerator is not a subset of the denominator, the coefficient of variation of the ratio of two estimates is approximately equal to the square root of the sum of squares of each coefficient of variation considered separately. That is, the coefficient of variation of a ratio:

$$R = \frac{X}{Y}$$

$$\text{is } Sd(R) = R (cv(X)^2 + cv(Y)^2)^{1/2}$$

The coefficient of variation of R is approximately

$$cv(R) = \frac{sd(R)}{R}$$

This formula will tend to overstate the error if X and Y are positively correlated and understate the error if X and Y are negatively correlated.

Rule 4: Differences between totals or percentages

The standard deviation of a difference between two estimates is approximately equal to the square root of the sum of squares of each standard deviation considered separately. That is, the standard deviation of a difference:

$$d = X - Y$$

$$\text{is } sd(d) = (X^2 cv(X)^2 + Y^2 cv(Y)^2)^{1/2}$$

The coefficient of variation of d is approximately:

$$cv(d) = \frac{sd(d)}{d}$$

This formula is accurate for the difference between separate and uncorrelated characteristics but is only approximate otherwise.

Rule 5: Difference of Ratios

In this case, Rules 3 and 4 are combined. The cv's the two ratios are first determined using Rule 3, and the cv of their difference is found using Rule 4.

APPROXIMATE SAMPLING VARIABILITY TABLES FOR NATIONAL ALCOHOL AND DRUG SURVEY - MARCH 1989

NEWFOUNDLAND

NUMERATOR OF PERCENTAGE ('000)	ESTIMATED PERCENTAGE															90.0%
	0.1%	1.0%	2.0%	5.0%	10.0%	15.0%	20.0%	25.0%	30.0%	35.0%	40.0%	50.0%	70.0%			
1	71.1	70.7	69.6	67.8	65.8	63.9	61.9	59.8	57.6	55.3	50.5	39.1	22.6			
2	50.3	50.0	49.2	47.9	46.6	45.2	43.7	42.3	40.7	39.1	35.7	27.7	16.0			
3	41.0	40.8	40.2	39.1	38.0	36.9	35.7	34.5	33.2	31.9	29.2	22.6	13.0			
4	35.5	35.4	34.8	33.9	32.9	31.9	30.9	29.9	28.8	27.7	25.3	19.6	11.3			
5	31.6	31.6	31.1	30.3	29.4	28.6	27.7	26.7	25.8	24.7	22.6	17.5	10.1			
6	28.9	28.9	28.4	27.7	26.9	26.1	25.3	24.4	23.5	22.6	20.6	16.0	9.2			
7	26.7	26.7	26.3	25.6	24.9	24.1	23.4	22.6	21.8	20.9	19.1	14.8	8.5			
8	25.0	25.0	24.6	24.0	23.3	22.6	21.9	21.1	20.4	19.6	17.9	13.8	8.0			
9	23.2	23.2	22.9	22.6	21.9	21.3	20.6	19.9	19.2	18.4	16.8	13.0	7.5			
10	22.0	22.0	21.7	21.4	20.8	20.2	19.6	18.9	18.2	17.5	16.0	12.4	7.1			
11	21.0	21.0	20.7	20.4	19.9	19.3	18.6	18.0	17.4	16.7	15.2	11.8	6.8			
12	20.1	20.1	19.8	19.6	19.0	18.4	17.9	17.3	16.6	16.0	14.6	11.3	6.5			
13	19.3	19.3	19.0	18.8	18.3	17.7	17.2	16.6	16.0	15.3	14.0	10.8	6.3			
14	18.6	18.6	18.3	18.1	17.6	17.1	16.5	16.0	15.4	14.8	13.5	10.5	6.0			
15	18.0	18.0	17.7	17.5	17.0	16.5	16.0	15.4	14.9	14.3	13.0	10.1	5.8			
16	17.4	17.4	17.1	16.9	16.5	16.0	15.5	14.9	14.4	13.8	12.6	9.8	5.6			
17	16.9	16.9	16.6	16.4	16.0	15.5	15.0	14.5	14.0	13.4	12.2	9.5	5.5			
18	16.4	16.4	16.1	15.9	15.5	15.1	14.6	14.1	13.6	13.0	11.9	9.2	5.3			
19	16.0	16.0	15.7	15.5	15.1	14.7	14.2	13.7	13.2	12.7	11.6	9.0	5.2			
20	15.6	15.6	15.3	15.2	14.7	14.3	13.8	13.4	12.9	12.4	11.3	8.7	5.1			
21	15.2	15.2	14.9	14.8	14.4	13.9	13.5	13.0	12.6	12.1	11.0	8.5	4.9			
22	14.8	14.8	14.5	14.4	14.0	13.6	13.2	12.7	12.3	11.8	10.8	8.3	4.8			
23	14.4	14.4	14.1	14.0	13.7	13.3	12.9	12.5	12.0	11.5	10.5	8.2	4.7			
24	14.1	14.1	13.8	13.8	13.4	13.0	12.6	12.2	11.8	11.3	10.3	8.0	4.6			
25	13.8	13.8	13.5	13.6	13.2	12.8	12.4	12.0	11.5	11.1	10.1	7.8	4.5			
30	12.4	12.4	12.1	12.0	11.7	11.3	10.9	10.5	10.1	9.7	9.2	7.1	4.1			
35	11.5	11.5	11.1	11.1	10.8	10.5	10.1	9.7	9.4	9.1	8.5	6.6	3.8			
40	10.7	10.7	10.4	10.4	10.1	9.8	9.4	9.1	8.7	8.5	8.0	6.2	3.6			
45	9.8	9.8	9.5	9.5	9.2	8.9	8.6	8.3	8.0	7.8	7.5	5.8	3.4			
50	9.3	9.3	9.0	9.0	8.7	8.5	8.1	7.8	7.5	7.2	6.8	5.3	3.2			
55	8.5	8.5	8.2	8.2	8.0	7.7	7.4	7.1	6.9	6.6	6.3	4.9	2.9			
60	8.0	8.0	7.7	7.7	7.4	7.1	6.9	6.6	6.3	6.0	5.7	4.4	2.8			
65	7.9	7.9	7.6	7.6	7.4	7.1	6.9	6.6	6.3	6.0	5.7	4.4	2.7			
70	7.4	7.4	7.1	7.1	6.9	6.6	6.3	6.0	5.7	5.4	5.1	3.9	2.6			
75	7.1	7.1	6.9	6.9	6.7	6.4	6.2	5.9	5.6	5.3	5.0	3.8	2.5			
80	6.9	6.9	6.7	6.7	6.5	6.2	6.0	5.7	5.4	5.1	4.8	3.6	2.4			
85	6.5	6.5	6.3	6.3	6.1	5.8	5.5	5.2	5.0	4.7	4.4	3.3	2.4			
90	6.2	6.2	6.0	6.0	5.8	5.5	5.2	5.0	4.7	4.4	4.1	3.0	2.4			
95	6.0	6.0	5.8	5.8	5.6	5.3	5.0	4.7	4.4	4.1	3.8	2.8	2.4			
100	6.0	6.0	5.8	5.8	5.6	5.3	5.0	4.7	4.4	4.1	3.8	2.8	2.4			
125	6.2	6.2	6.0	6.0	5.8	5.5	5.2	5.0	4.7	4.4	4.1	3.0	2.4			
150	6.3	6.3	6.1	6.1	5.9	5.6	5.3	5.0	4.7	4.4	4.1	3.0	2.4			
200	5.3	5.3	5.1	5.1	4.9	4.6	4.3	4.0	3.7	3.4	3.1	2.0	1.8			
250	4.5	4.5	4.3	4.3	4.1	3.8	3.5	3.2	2.9	2.6	2.3	1.6	1.4			
300	3.6	3.6	3.4	3.4	3.2	2.9	2.6	2.3	2.0	1.7	1.4	1.0	0.9			
350	2.5	2.5	2.3	2.3	2.1	1.8	1.5	1.2	0.9	0.6	0.3	0.2	0.2			

NOTES:

- (1) SAMPLING VARIABILITIES (COEFFICIENTS OF VARIATION) ARE IN PERCENTS.
- (2) IF THE NUMBER OF RESPONDENTS CONTRIBUTING TO THE ESTIMATE IS LESS

- THAN 30, THE WEIGHTED ESTIMATE SHOULD NOT BE RELEASED REGARDLESS OF THE VALUE OF THE COEFFICIENT OF VARIATION FOR THIS ESTIMATE.
- (3) TO DETERMINE SAMPLING VARIABILITIES FOR ESTIMATES OF TOTALS OR PERCENTAGES BASED ON THE ENTIRE POPULATION TO WHICH THIS TABLE REFERS, LOCATE THE ROW CLOSEST TO THE ESTIMATED TOTAL. THE LEFT-MOST COLUMN GIVES THE SAMPLING VARIABILITY.
 - (4) TO DETERMINE SAMPLING VARIABILITIES FOR ESTIMATES OF PERCENTAGES BASED ON SUBPOPULATIONS OF THE POPULATION TO WHICH THIS TABLE REFERS, USE THE ROW CLOSEST TO THE NUMERATOR OF THE PERCENTAGE AND THE COLUMN CLOSEST TO THE PERCENTAGE.
 - (5) SAMPLING VARIABILITIES IN THIS TABLE ARE CRUDE INDICATORS AND IN GENERAL ARE HIGHER THAN THOSE THAT WOULD BE OBTAINED USING MORE EXACT TECHNIQUES. UNDER NO CIRCUMSTANCES ARE THEY OFFICIAL.

APPROXIMATE SAMPLING VARIABILITY TABLES FOR NATIONAL ALCOHOL AND DRUG SURVEY - MARCH 1989

PRINCE EDWARD ISLAND

NUMERATOR OF PERCENTAGE ('0000)	ESTIMATED PERCENTAGE												
	0.1%	1.0%	2.0%	5.0%	10.0%	15.0%	20.0%	25.0%	30.0%	35.0%	40.0%	50.0%	70.0%
1	36.4	35.8	34.9	33.9	32.9	31.8	30.8	29.6	28.5	26.0	20.1	11.6	
2	25.3	24.7	24.0	23.2	22.5	21.7	21.0	20.1	18.4	15.0	11.6	6.7	
3	20.7	20.1	19.6	19.0	18.4	17.8	17.1	16.4	15.0	13.0	10.1	5.8	
4	17.9	17.4	16.9	16.4	15.9	15.4	14.8	14.2	13.0	11.6	9.0	5.2	
5	15.6	15.2	14.7	14.2	13.8	13.3	12.7	12.1	11.6	10.6	8.2	4.7	
6	14.2	13.8	13.4	13.0	12.6	12.2	11.8	11.4	10.8	9.8	7.6	4.4	
7	13.2	12.8	12.4	12.0	11.6	11.3	10.9	10.5	10.1	9.2	7.1	4.1	
8	12.3	12.0	11.6	11.3	11.0	10.6	10.3	9.9	9.5	8.7	6.7	3.9	
9	11.6	11.3	11.0	10.6	10.4	10.1	9.7	9.4	9.0	8.2	6.4	3.7	
10	10.7	10.4	10.2	9.9	9.6	9.3	8.9	8.6	8.2	7.5	5.8	3.5	
11	10.2	9.8	9.4	9.1	8.8	8.5	8.2	7.9	7.6	7.2	5.6	3.4	
12	9.8	9.4	9.1	8.8	8.5	8.2	7.9	7.6	7.2	6.9	5.4	3.2	
13	9.4	9.1	8.8	8.5	8.2	7.9	7.6	7.2	6.9	6.5	5.2	3.0	
14	9.1	8.8	8.5	8.2	7.9	7.6	7.2	6.9	6.5	6.1	4.9	2.8	
15	8.8	8.5	8.2	7.9	7.6	7.2	6.9	6.5	6.1	5.7	4.7	2.7	
16	8.5	8.2	7.9	7.6	7.2	6.9	6.5	6.1	5.7	5.3	4.4	2.6	
17	8.2	7.9	7.6	7.2	6.9	6.5	6.1	5.7	5.3	4.9	4.1	2.5	
18	8.0	7.7	7.5	7.2	6.9	6.5	6.1	5.7	5.3	4.9	4.1	2.4	
19	7.7	7.5	7.3	7.1	6.9	6.6	6.3	6.0	5.7	5.2	4.0	2.3	
20	7.5	7.3	7.1	6.9	6.6	6.3	6.0	5.7	5.2	4.7	3.7	2.1	
21	7.1	6.9	6.7	6.5	6.3	6.1	5.9	5.7	5.2	4.4	3.4	2.0	
22	6.8	6.6	6.4	6.2	6.0	5.8	5.6	5.4	5.0	4.1	3.2	1.8	
23	6.6	6.4	6.2	6.0	5.8	5.6	5.4	5.2	4.8	3.9	3.0	1.7	
24	6.5	6.3	6.2	6.0	5.8	5.6	5.4	5.2	4.8	3.9	3.0	1.6	
25	6.2	6.0	5.9	5.7	5.5	5.3	5.2	4.8	3.9	3.0	2.8	1.6	
30	5.4	5.2	5.0	4.8	4.6	4.4	4.2	4.0	3.8	3.4	2.8	1.6	
35	4.8	4.6	4.4	4.2	4.0	3.8	3.6	3.4	3.2	2.8	2.3	1.5	
40	4.1	4.0	3.9	3.8	3.7	3.6	3.5	3.4	3.3	3.0	2.6	1.5	
45	3.9	3.8	3.7	3.6	3.5	3.4	3.3	3.2	3.1	2.8	2.5	1.4	
50	3.7	3.6	3.5	3.4	3.3	3.2	3.1	3.0	2.9	2.6	2.3	1.4	
55	3.5	3.4	3.3	3.2	3.1	3.0	2.9	2.8	2.7	2.4	2.1	1.4	
60	3.3	3.2	3.1	3.0	2.9	2.8	2.7	2.6	2.5	2.2	1.9	1.4	
65	3.1	3.0	2.9	2.8	2.7	2.6	2.5	2.4	2.3	2.0	1.7	1.3	
70	2.9	2.8	2.7	2.6	2.5	2.4	2.3	2.2	2.1	1.8	1.5	1.3	
75	2.7	2.6	2.5	2.4	2.3	2.2	2.1	2.0	1.9	1.6	1.3	1.3	
80	2.5	2.4	2.3	2.2	2.1	2.0	1.9	1.8	1.7	1.4	1.1	1.3	
85	2.3	2.2	2.1	2.0	1.9	1.8	1.7	1.6	1.5	1.2	0.9	1.3	

NOTES:

- (1) SAMPLING VARIABILITIES (COEFFICIENTS OF VARIATION) ARE IN PERCENTS.
- (2) IF THE NUMBER OF RESPONDENTS CONTRIBUTING TO THE ESTIMATE IS LESS THAN 30, THE WEIGHTED ESTIMATE SHOULD NOT BE RELEASED REGARDLESS OF THE VALUE OF THE COEFFICIENT OF VARIATION FOR THIS ESTIMATE.
- (3) TO DETERMINE SAMPLING VARIABILITIES FOR ESTIMATES OF TOTALS OR PERCENTAGES BASED ON THE ENTIRE POPULATION TO WHICH THIS TABLE REFERS, LOCATE THE ROW CLOSEST TO THE ESTIMATED TOTAL.
- (4) TO DETERMINE SAMPLING VARIABILITIES FOR ESTIMATES OF PERCENTAGES BASED ON SUBPOPULATIONS OF THE POPULATION TO WHICH THIS TABLE REFERS, LOCATE THE ROW CLOSEST TO THE ESTIMATED PERCENTAGE.

AND THE COLUMN CLOSEST TO THE PERCENTAGE.
(5) SAMPLING VARIABILITIES IN THIS TABLE ARE CRUDE INDICATORS AND IN GENERAL ARE HIGHER THAN THOSE THAT WOULD BE OBTAINED USING MORE EXACT TECHNIQUES. UNDER NO CIRCUMSTANCES ARE THEY OFFICIAL.

APPROXIMATE SAMPLING VARIABILITY TABLES FOR NATIONAL ALCOHOL AND DRUG SURVEY - MARCH 1989

NOVA SCOTIA

NUMERATOR OF PERCENTAGE ('000)	ESTIMATED PERCENTAGE														
	0.1%	1.0%	2.0%	5.0%	10.0%	15.0%	20.0%	25.0%	30.0%	35.0%	40.0%	50.0%	70.0%	90.0%	
1	82.3	81.9	80.6	78.5	76.2	74.0	71.6	69.2	66.7	64.1	58.5	45.3	26.2		
2	58.2	57.9	57.0	55.5	53.9	52.3	50.6	48.9	47.1	45.3	41.4	32.0	18.5		
3	47.5	47.3	46.5	45.3	44.0	42.7	41.4	39.9	38.5	37.0	33.8	26.2	15.1		
4	41.1	40.9	40.3	39.2	38.1	37.0	35.8	34.6	33.3	32.0	29.2	22.6	13.1		
5	36.0	36.6	36.0	35.1	34.1	33.1	32.0	30.9	29.8	28.6	26.2	20.3	11.7		
6	33.6	33.4	32.9	32.0	31.1	30.2	29.2	28.2	27.2	26.2	23.9	18.5	10.7		
7	30.9	30.9	30.5	29.7	28.8	28.0	27.1	26.2	25.2	24.2	22.1	17.1	9.9		
8	28.9	28.9	28.5	27.7	27.0	26.2	25.3	24.5	23.6	22.6	20.7	16.0	9.2		
9	27.3	27.3	26.9	26.2	25.4	24.7	23.9	23.1	22.2	21.4	19.5	15.1	8.7		
10	25.9	25.9	25.5	24.8	24.1	23.4	22.6	21.9	21.1	20.3	18.5	14.3	8.3		
11	24.7	24.7	24.3	23.7	23.0	22.3	21.6	20.9	20.1	19.3	17.6	13.7	7.9		
12	23.6	23.6	23.3	22.6	22.0	21.4	20.7	20.0	19.2	18.5	16.9	13.1	7.5		
13	22.7	22.7	22.4	21.8	21.1	20.5	19.9	19.2	18.5	17.8	16.2	12.6	7.3		
14	21.5	21.5	21.5	21.0	20.4	19.8	19.1	18.5	17.8	17.1	15.6	12.1	7.0		
15	20.8	20.8	20.8	20.3	19.7	19.1	18.5	17.9	17.2	16.5	15.1	11.7	6.8		
16	20.2	20.2	20.2	19.6	19.1	18.5	17.9	17.3	16.7	16.0	14.6	11.3	6.5		
17	19.6	19.6	19.6	19.0	18.5	17.9	17.4	16.8	16.2	15.5	14.2	11.0	6.3		
18	19.0	19.0	19.0	18.5	18.0	17.4	16.9	16.3	15.7	15.1	13.8	10.7	6.2		
19	18.5	18.5	18.5	18.0	17.5	17.0	16.4	15.9	15.3	14.7	13.4	10.4	6.0		
20	18.0	18.0	18.0	17.5	17.0	16.5	16.0	15.5	14.9	14.3	13.1	10.1	5.8		
21	17.6	17.6	17.6	17.1	16.6	16.1	15.6	15.1	14.6	14.0	12.8	9.9	5.7		
22	17.2	17.2	17.2	16.7	16.3	15.8	15.3	14.8	14.2	13.7	12.5	9.7	5.6		
23	16.8	16.8	16.8	16.4	15.9	15.4	14.9	14.4	13.9	13.4	12.2	9.4	5.5		
24	16.5	16.5	16.5	16.0	15.6	15.1	14.6	14.1	13.6	13.1	11.9	9.2	5.3		
25	16.1	16.1	16.1	15.7	15.2	14.8	14.3	13.8	13.3	12.8	11.7	9.1	5.2		
30	14.7	14.7	14.7	14.3	13.9	13.5	13.1	12.6	12.2	11.7	10.7	8.3	4.8		
35	13.3	13.3	13.3	12.9	12.5	12.1	11.7	11.3	10.9	10.5	9.9	7.7	4.4		
40	12.4	12.4	12.4	12.0	11.7	11.4	11.0	10.7	10.3	9.9	9.2	7.2	4.1		
45	11.7	11.7	11.7	11.4	11.0	10.8	10.5	10.1	9.8	9.4	8.7	6.8	3.9		
50	11.1	11.1	11.1	10.6	10.3	10.0	9.7	9.3	9.0	8.6	8.3	6.4	3.7		
55	10.6	10.6	10.6	10.1	9.8	9.5	9.2	8.9	8.6	8.3	7.9	6.1	3.5		
60	9.7	9.7	9.7	9.2	8.9	8.6	8.3	8.0	7.7	7.4	7.0	5.8	3.4		
65	9.1	9.1	9.1	8.6	8.3	8.0	7.7	7.4	7.1	6.8	6.5	5.4	3.1		
70	8.5	8.5	8.5	8.0	7.8	7.5	7.2	6.9	6.6	6.3	6.0	5.2	3.0		
75	8.3	8.3	8.3	7.8	7.6	7.3	7.0	6.7	6.4	6.2	5.9	5.1	2.9		
80	8.0	8.0	8.0	7.5	7.3	7.0	6.7	6.4	6.1	5.8	5.5	4.8	2.8		
85	7.8	7.8	7.8	7.3	7.1	6.8	6.5	6.2	5.9	5.6	5.3	4.6	2.7		
90	7.6	7.6	7.6	7.1	6.9	6.6	6.3	6.0	5.7	5.4	5.1	4.5	2.6		
95	7.4	7.4	7.4	6.9	6.7	6.4	6.1	5.8	5.5	5.2	4.9	4.3	2.5		
100	7.2	7.2	7.2	6.7	6.5	6.2	5.9	5.6	5.3	5.0	4.7	4.1	2.4		
125	6.6	6.6	6.6	6.1	5.9	5.6	5.3	5.0	4.7	4.4	4.1	3.5	2.3		
150	6.4	6.4	6.4	5.8	5.6	5.3	5.0	4.7	4.4	4.1	3.7	3.1	2.1		
200	5.8	5.8	5.8	5.2	5.0	4.7	4.4	4.1	3.8	3.5	3.2	2.6	1.8		
250	5.4	5.4	5.4	4.8	4.6	4.3	4.0	3.7	3.4	3.1	2.8	2.2	1.5		
300	5.0	5.0	5.0	4.4	4.2	3.9	3.6	3.3	3.0	2.7	2.4	1.9	1.4		
350	4.7	4.7	4.7	4.1	3.9	3.6	3.3	3.0	2.7	2.4	2.1	1.6	1.3		
400	4.4	4.4	4.4	3.8	3.6	3.3	3.0	2.7	2.4	2.1	1.8	1.4	1.2		
450	4.1	4.1	4.1	3.5	3.3	3.0	2.7	2.4	2.1	1.8	1.5	1.1	1.0		
500	3.8	3.8	3.8	3.2	3.0	2.7	2.4	2.1	1.8	1.5	1.2	0.9	0.8		

- (1) SAMPLING VARIABILITIES (COEFFICIENTS OF VARIATION) ARE IN PERCENTS.
- (2) IF THE NUMBER OF RESPONDENTS CONTRIBUTING TO THE ESTIMATE IS LESS THAN 30, THE WEIGHTED ESTIMATE SHOULD NOT BE RELEASED REGARDLESS OF THE VALUE OF THE COEFFICIENT OF VARIATION FOR THIS ESTIMATE.
- (3) TO DETERMINE SAMPLING VARIABILITIES FOR ESTIMATES OF TOTALS OR PERCENTAGES BASED ON THE ENTIRE POPULATION TO WHICH THIS TABLE REFERS, LOCATE THE ROW CLOSEST TO THE ESTIMATED TOTAL. THE LEFT-MOST COLUMN GIVES THE SAMPLING VARIABILITY.
- (4) TO DETERMINE SAMPLING VARIABILITIES FOR ESTIMATES OF PERCENTAGES BASED ON SUBPOPULATIONS OF THE POPULATION TO WHICH THIS TABLE REFERS, USE THE ROW CLOSEST TO THE NUMERATOR OF THE PERCENTAGE AND THE COLUMN CLOSEST TO THE PERCENTAGE.
- (5) SAMPLING VARIABILITIES IN THIS TABLE ARE CRUDE INDICATORS AND IN GENERAL ARE HIGHER THAN THOSE THAT WOULD BE OBTAINED USING MORE EXACT TECHNIQUES. UNDER NO CIRCUMSTANCES ARE THEY OFFICIAL.

APPROXIMATE SAMPLING VARIABILITY TABLES FOR NATIONAL ALCOHOL AND DRUG SURVEY - MARCH 1989

NEW BRUNSWICK

NUMERATOR OF PERCENTAGE ('0000)	ESTIMATED PERCENTAGE												
	0.1%	1.0%	2.0%	5.0%	10.0%	15.0%	20.0%	25.0%	30.0%	35.0%	40.0%	50.0%	70.0%
1	89.8	89.4	88.0	85.6	83.2	80.7	78.2	75.5	72.8	69.9	63.8	49.4	28.5
2	63.5	63.2	62.2	60.6	58.8	57.1	55.3	53.4	51.5	49.4	45.1	35.0	20.2
3	51.9	51.6	50.8	49.4	48.0	46.6	45.1	43.6	42.0	40.4	36.8	28.5	16.5
4	44.9	44.7	44.0	42.8	41.6	40.4	39.1	37.8	36.4	35.0	31.9	24.7	14.3
5	40.2	40.0	39.3	38.3	37.2	36.1	35.0	33.8	32.5	31.3	28.5	22.1	12.8
6	36.5	36.5	35.9	35.0	34.0	33.0	31.9	30.8	29.7	28.5	26.1	20.2	11.7
7	33.8	33.8	33.3	32.4	31.5	30.5	29.5	28.5	27.5	26.4	24.1	18.7	10.8
8	31.6	31.6	31.1	30.3	29.4	28.5	27.6	26.7	25.7	24.7	22.6	17.5	9.5
9	29.8	29.8	29.3	28.5	27.7	26.9	26.1	25.2	24.3	23.3	21.3	16.5	9.0
10	28.3	28.3	27.8	27.1	26.3	25.5	24.7	23.9	23.0	22.1	20.2	15.6	9.0
11	26.9	26.9	26.5	25.8	25.1	24.3	23.6	22.8	21.9	21.1	19.2	14.9	8.6
12	25.4	25.4	25.0	24.4	23.7	23.0	22.2	21.4	20.6	19.8	18.4	14.3	8.2
13	24.4	24.4	24.0	23.4	22.7	22.0	21.2	20.4	19.6	18.8	17.7	13.7	7.9
14	23.5	23.5	23.1	22.5	21.8	21.1	20.3	19.5	18.7	18.1	17.1	13.2	7.6
15	22.7	22.7	22.3	21.7	21.0	20.3	19.5	18.7	17.9	17.3	16.5	12.6	7.4
16	22.0	22.0	21.6	21.0	20.3	19.6	18.8	18.0	17.2	16.5	15.5	12.0	7.1
17	21.3	21.3	20.9	20.3	19.6	18.9	18.1	17.3	16.5	15.8	15.0	11.7	6.9
18	20.7	20.7	20.2	19.6	18.9	18.2	17.4	16.6	15.8	15.1	14.3	11.3	6.5
19	20.2	20.2	19.6	19.0	18.3	17.6	16.8	16.0	15.2	14.5	13.6	11.1	6.4
20	19.7	19.7	19.1	18.5	17.8	17.1	16.3	15.5	14.7	14.0	13.1	10.8	6.2
21	19.2	19.2	18.6	18.0	17.3	16.6	15.8	15.0	14.2	13.5	12.6	10.3	6.0
22	18.8	18.8	18.2	17.6	16.9	16.2	15.4	14.6	13.8	13.1	12.2	10.0	5.8
23	18.3	18.3	17.7	17.1	16.4	15.7	15.0	14.2	13.4	12.7	11.8	9.9	5.7
24	18.0	18.0	17.4	16.8	16.1	15.4	14.7	13.9	13.1	12.4	11.5	9.7	5.7
25	17.6	17.6	17.0	16.4	15.7	15.0	14.3	13.5	12.7	12.0	11.1	9.0	5.2
30	15.6	15.6	15.0	14.4	13.7	13.0	12.2	11.4	10.6	10.0	9.5	8.4	4.8
35	14.5	14.5	13.9	13.3	12.6	11.9	11.1	10.3	9.5	9.0	8.6	7.8	4.5
40	13.5	13.5	12.9	12.3	11.6	10.9	10.1	9.3	8.5	8.0	7.7	7.4	4.3
45	12.8	12.8	12.2	11.6	10.9	10.2	9.5	8.7	8.0	7.5	7.2	7.0	4.0
50	12.1	12.1	11.5	10.9	10.2	9.5	8.8	8.1	7.5	7.0	6.7	6.5	3.8
55	11.5	11.5	10.9	10.3	9.6	9.0	8.3	7.6	7.0	6.5	6.3	6.1	3.7
60	10.9	10.9	10.3	9.6	9.0	8.3	7.6	7.0	6.4	6.0	5.7	5.5	3.5
65	10.3	10.3	9.6	9.0	8.3	7.6	7.0	6.4	5.9	5.5	5.2	5.0	3.4
70	9.7	9.7	9.0	8.3	7.6	7.0	6.4	5.9	5.5	5.2	5.0	4.8	3.3
75	9.3	9.3	8.6	7.9	7.2	6.6	6.0	5.5	5.1	4.8	4.6	4.4	3.2
80	9.0	9.0	8.3	7.6	7.0	6.4	5.9	5.5	5.1	4.8	4.6	4.4	3.1
85	8.8	8.8	8.1	7.4	6.8	6.2	5.6	5.1	4.7	4.4	4.2	4.0	3.0
90	8.5	8.5	7.8	7.1	6.5	5.9	5.3	4.8	4.4	4.1	3.9	3.7	2.9
95	8.3	8.3	7.6	6.9	6.3	5.7	5.1	4.6	4.2	3.9	3.7	3.5	2.9
100	8.1	8.1	7.4	6.7	6.1	5.5	5.0	4.5	4.1	3.8	3.6	3.4	2.9
125	7.0	7.0	6.3	5.6	5.0	4.4	3.9	3.4	3.0	2.8	2.6	2.5	2.6
150	6.2	6.2	5.5	4.8	4.2	3.6	3.1	2.6	2.2	2.0	1.9	1.8	2.3
200	4.9	4.9	4.2	3.5	2.9	2.3	1.8	1.3	1.0	0.9	0.8	0.7	2.0
250	4.0	4.0	3.3	2.6	2.0	1.4	0.9	0.6	0.4	0.3	0.3	0.2	1.8
300	3.1	3.1	2.4	1.7	1.1	0.6	0.4	0.3	0.2	0.2	0.2	0.1	1.6
350	2.6	2.6	1.9	1.2	0.7	0.4	0.2	0.1	0.1	0.1	0.1	0.1	1.5
400	2.6	2.6	1.9	1.2	0.7	0.4	0.2	0.1	0.1	0.1	0.1	0.1	1.4
450	2.6	2.6	1.9	1.2	0.7	0.4	0.2	0.1	0.1	0.1	0.1	0.1	1.3

NOTES:

- (1) SAMPLING VARIABILITIES (COEFFICIENTS OF VARIATION) ARE IN PERCENTS.
- (2) IF THE NUMBER OF RESPONDENTS CONTRIBUTING TO THE ESTIMATE IS LESS THAN 30, THE WEIGHTED ESTIMATE SHOULD NOT BE RELEASED REGARDLESS OF THE VALUE OF THE COEFFICIENT OF VARIATION FOR THIS ESTIMATE.
- (3) TO DETERMINE SAMPLING VARIABILITIES FOR ESTIMATES OF TOTALS OR PERCENTAGES BASED ON THE ENTIRE POPULATION TO WHICH THIS TABLE REFERS, LOCATE THE ROW CLOSEST TO THE ESTIMATED TOTAL.
THE LEFT-MOST COLUMN GIVES THE SAMPLING VARIABILITY.
- (4) TO DETERMINE SAMPLING VARIABILITIES FOR ESTIMATES OF PERCENTAGES BASED ON SUBPOPULATIONS OF THE POPULATION TO WHICH THIS TABLE REFERS, USE THE ROW CLOSEST TO THE POPULATION TO WHICH THIS TABLE AND THE COLUMN CLOSEST TO THE PERCENTAGE.
- (5) SAMPLING VARIABILITIES IN THIS TABLE ARE CRUDE INDICATORS AND IN GENERAL ARE HIGHER THAN THOSE THAT WOULD BE OBTAINED USING MORE EXACT TECHNIQUES. UNDER NO CIRCUMSTANCES ARE THEY OFFICIAL.

APPROXIMATE SAMPLING VARIABILITY TABLES FOR NATIONAL ALCOHOL AND DRUG SURVEY - MARCH 1989

QUEBEC

NUMERATOR OF PERCENTAGE ('000)	ESTIMATED PERCENTAGE													
	0.1%	1.0%	2.0%	5.0%	10.0%	15.0%	20.0%	25.0%	30.0%	35.0%	40.0%	50.0%	70.0%	90.0%
1	182.4	181.6	180.7	177.9	173.1	168.2	163.2	158.0	152.7	147.1	141.4	129.0	100.0	57.7
2	129.0	128.4	127.7	125.8	122.4	119.0	115.4	111.7	108.1	104.9	100.0	91.2	70.7	40.8
3	105.3	104.8	104.3	102.7	100.0	97.1	94.2	91.2	88.1	84.9	81.6	74.5	57.7	33.3
4	91.2	90.8	90.3	88.9	86.6	84.1	81.6	79.0	76.3	73.6	70.7	64.5	50.0	28.9
5	81.6	81.2	80.8	79.5	77.4	75.2	73.0	70.7	68.3	65.8	63.2	57.7	44.7	25.8
6	74.1	74.1	73.8	72.6	70.7	68.7	66.6	64.5	62.3	60.1	57.7	52.7	40.8	23.6
7	68.6	68.6	68.3	67.2	65.4	63.6	61.7	59.7	57.7	55.6	53.4	48.8	37.8	21.8
8	64.2	64.2	63.9	62.9	61.2	59.5	57.7	55.9	54.0	52.0	50.0	45.6	35.3	20.4
9	60.5	60.5	60.2	59.3	57.7	56.1	54.4	52.7	50.9	49.0	47.1	43.0	33.3	19.2
10	57.4	57.4	57.1	56.2	54.7	53.2	51.6	50.0	48.3	46.5	44.7	40.8	31.6	18.2
11	54.7	54.7	54.5	53.6	52.2	50.7	49.2	47.6	46.0	44.4	42.6	38.9	30.1	17.4
12	52.4	52.4	52.1	51.3	50.0	48.6	47.1	45.6	44.1	42.5	40.8	37.2	28.9	16.7
13	50.4	50.4	50.1	49.3	48.0	46.7	45.3	43.8	42.3	40.8	39.2	35.8	27.7	16.0
14	48.5	48.5	48.3	47.5	46.3	45.0	43.6	42.2	40.8	39.3	37.8	34.5	26.7	15.4
15	46.9	46.9	46.6	45.9	44.7	43.4	42.1	40.8	39.4	38.0	36.5	33.3	25.8	14.9
16	45.4	45.4	45.2	44.5	43.3	42.1	40.8	39.5	38.2	36.8	35.3	32.3	25.0	14.4
17	44.0	44.0	43.8	43.1	42.0	40.8	39.6	38.3	37.0	35.7	34.3	31.3	24.2	14.0
18	42.8	42.8	42.6	41.9	40.8	39.7	38.5	37.2	36.0	34.7	33.3	30.4	23.6	13.6
19	41.7	41.7	41.4	40.8	39.7	38.6	37.5	36.3	35.0	33.8	32.4	29.6	22.9	13.2
20	40.6	40.6	40.4	39.8	38.7	37.6	36.5	35.3	34.1	32.9	31.6	28.9	22.3	12.9
21	39.6	39.6	39.4	38.8	37.8	36.7	35.6	34.5	33.3	32.1	30.8	28.2	21.8	12.6
22	38.7	38.7	38.5	37.9	36.9	35.9	34.8	33.7	32.6	31.4	30.1	27.5	21.3	12.3
23	37.9	37.9	37.7	37.1	36.1	35.1	34.0	33.0	31.8	30.7	29.5	26.9	20.8	12.0
24	37.1	37.1	36.9	36.3	35.3	34.3	33.3	32.3	31.2	30.0	28.9	26.3	20.4	11.8
25	36.3	36.3	36.1	35.6	34.6	33.6	32.6	31.6	30.5	29.4	28.3	25.8	20.0	11.5
30	33.1	33.1	33.0	32.5	31.6	30.7	29.8	28.9	27.9	26.9	25.8	23.6	18.2	10.5
35	30.7	30.7	30.5	30.1	29.3	28.4	27.6	26.7	25.8	24.9	23.9	21.8	16.9	9.8
40	28.7	28.7	28.6	28.1	27.4	26.6	25.8	25.0	24.1	23.3	22.3	20.4	15.8	9.1
45	27.1	27.1	26.9	26.5	25.8	25.1	24.3	23.6	22.8	21.9	21.1	19.2	14.9	8.6
50	25.7	25.7	25.5	25.2	24.5	23.8	23.1	22.3	21.6	20.8	20.0	18.2	14.1	8.2
55	24.4	24.4	24.4	24.0	23.3	22.7	22.0	21.3	20.6	19.8	19.1	17.4	13.5	7.8
60	23.3	23.3	23.3	23.0	22.3	21.7	21.1	20.4	19.7	19.0	18.2	16.7	12.9	7.4
65	22.4	22.4	22.4	22.1	21.5	20.9	20.2	19.6	18.9	18.2	17.5	16.0	12.4	7.2
70	21.6	21.6	21.6	21.3	20.7	20.1	19.5	18.9	18.2	17.6	16.9	15.4	11.9	6.9
75	20.9	20.9	20.9	20.5	20.0	19.4	18.8	18.2	17.6	17.0	16.3	14.9	11.5	6.7
80	20.2	20.2	20.2	19.9	19.4	18.8	18.2	17.7	17.1	16.4	15.8	14.4	11.2	6.5
85	19.6	19.6	19.6	19.3	18.8	18.2	17.7	17.1	16.6	16.0	15.3	14.0	10.8	6.3
90	19.0	19.0	19.0	18.7	18.2	17.7	17.2	16.7	16.1	15.5	14.9	13.6	10.5	6.1
95	18.5	18.5	18.5	18.2	17.8	17.3	16.8	16.2	15.7	15.1	14.5	13.2	10.3	5.9
100	18.1	18.1	18.1	17.8	17.3	16.8	16.3	15.8	15.3	14.7	14.1	12.9	10.0	5.8
125	15.9	15.9	15.9	15.5	15.0	14.6	14.1	13.7	13.2	12.6	12.1	11.5	8.9	5.2
150	14.5	14.5	14.5	14.1	13.7	13.3	12.9	12.5	12.0	11.5	11.0	10.5	8.2	4.7
200	12.6	12.6	12.6	12.2	11.9	11.5	11.2	10.8	10.4	10.0	9.6	9.1	7.1	4.1
250	11.2	11.2	11.2	10.9	10.6	10.3	10.0	9.7	9.3	8.9	8.5	8.2	6.3	3.6
300	10.0	10.0	10.0	9.7	9.4	9.1	8.8	8.5	8.2	7.9	7.6	7.4	5.8	3.3
350	9.3	9.3	9.3	9.0	8.7	8.4	8.2	7.9	7.6	7.4	7.1	6.9	5.3	3.1
400	8.7	8.7	8.7	8.4	8.2	8.0	7.7	7.5	7.2	7.0	6.7	6.5	5.0	2.9
450	8.2	8.2	8.2	7.9	7.7	7.4	7.2	6.9	6.7	6.4	6.2	6.1	4.7	2.7
500	7.7	7.7	7.7	7.5	7.3	7.1	6.8	6.6	6.3	6.1	5.8	5.8	4.5	2.6
750	6.1	6.1	6.1	6.1	6.0	5.8	5.6	5.4	5.2	4.9	4.7	4.7	3.6	2.1

1500	*****	3.9	3.8	3.6	3.3	2.6	1.5
2000	*****	*****	*****	3.2	2.9	2.2	1.3
3000	*****	*****	*****	*****	*****	1.8	1.1
4000	*****	*****	*****	*****	*****	*****	0.9

NOTES:

- (1) SAMPLING VARIABILITIES (COEFFICIENTS OF VARIATION) ARE IN PERCENTS.
- (2) IF THE NUMBER OF RESPONDENTS CONTRIBUTING TO THE ESTIMATE IS LESS THAN 30, THE WEIGHTED ESTIMATE SHOULD NOT BE RELEASED REGARDLESS OF THE VALUE OF THE COEFFICIENT OF VARIATION FOR THIS ESTIMATE.
- (3) TO DETERMINE SAMPLING VARIABILITIES FOR ESTIMATES OF TOTALS OR PERCENTAGES BASED ON THE ENTIRE POPULATION TO WHICH THIS TABLE REFERS, LOCATE THE ROW CLOSEST TO THE ESTIMATED TOTAL. THE LEFT-MOST COLUMN GIVES THE SAMPLING VARIABILITY.
- (4) TO DETERMINE SAMPLING VARIABILITIES FOR ESTIMATES OF PERCENTAGES BASED ON SUBPOPULATIONS OF THE POPULATION TO WHICH THIS TABLE REFERS, USE THE ROW CLOSEST TO THE POPULATION TO WHICH THIS TABLE AND THE COLUMN CLOSEST TO THE PERCENTAGE.
- (5) SAMPLING VARIABILITIES IN THIS TABLE ARE CRUDE INDICATORS AND IN GENERAL ARE HIGHER THAN THOSE THAT WOULD BE OBTAINED USING MORE EXACT TECHNIQUES. UNDER NO CIRCUMSTANCES ARE THEY OFFICIAL.

APPROXIMATE SAMPLING VARIABILITY TABLES FOR NATIONAL ALCOHOL AND DRUG SURVEY - MARCH 1989

ONTARIO

NUMERATOR OF PERCENTAGE ('0000)	ESTIMATED PERCENTAGE													
	0.1%	1.0%	2.0%	5.0%	10.0%	15.0%	20.0%	25.0%	30.0%	35.0%	40.0%	50.0%	70.0%	90.0%
1	213.2	212.2	211.1	207.9	202.3	196.6	190.8	184.7	178.5	172.0	165.2	150.8	116.8	67.4
2	150.7	150.1	149.3	147.0	143.1	139.0	134.9	130.6	126.2	121.6	116.8	106.6	82.6	47.7
3	123.1	122.5	121.9	120.0	116.8	113.5	110.1	106.6	103.0	99.3	95.4	87.1	67.4	38.9
4	106.6	106.1	105.6	103.9	101.2	98.3	95.4	92.4	89.2	86.0	82.6	75.4	58.4	33.7
5	95.3	94.9	94.4	93.0	90.5	87.9	85.3	82.6	79.8	76.9	73.9	67.4	52.2	30.2
6	87.0	86.6	86.2	84.9	82.6	80.3	77.9	75.4	72.9	70.2	67.4	61.6	47.7	27.5
7	80.6	80.2	79.8	78.6	76.5	74.3	72.1	69.8	67.4	65.0	62.4	57.0	44.2	25.5
8	75.0	74.7	74.3	73.5	71.5	69.5	67.4	65.3	63.1	60.8	58.4	53.3	41.3	23.8
9	70.7	70.4	70.0	69.3	67.4	65.5	63.6	61.6	59.5	57.3	55.1	50.3	38.9	22.5
10	67.1	66.8	66.5	65.7	64.0	62.2	60.3	58.4	56.4	54.4	52.2	47.7	36.9	21.3
11	64.0	63.7	63.4	62.7	61.0	59.3	57.5	55.7	53.8	51.8	49.8	45.5	35.2	20.3
12	61.3	61.0	60.7	60.0	58.4	56.8	55.1	53.3	51.5	49.6	47.7	43.5	33.7	19.5
13	58.9	58.6	58.3	57.7	56.1	54.5	52.9	51.2	49.5	47.7	45.8	41.8	32.4	18.7
14	56.7	56.4	56.1	55.6	54.1	52.6	51.0	49.4	47.7	46.0	44.2	40.3	31.2	18.0
15	54.8	54.5	54.2	53.7	52.2	50.8	49.3	47.7	46.1	44.4	42.7	38.9	30.2	17.4
16	53.1	52.8	52.5	52.0	50.6	49.2	47.7	46.2	44.6	43.0	41.3	37.7	29.2	16.9
17	51.5	51.2	50.9	50.4	49.1	47.7	46.3	44.8	43.3	41.7	40.1	36.6	28.3	16.4
18	50.0	49.8	49.5	49.0	47.7	46.3	45.0	43.5	42.1	40.5	38.9	35.5	27.5	15.9
19	48.7	48.4	48.1	47.7	46.4	45.1	43.8	42.4	40.9	39.5	37.9	34.6	26.8	15.5
20	47.5	47.2	46.9	46.5	45.2	44.0	42.7	41.3	39.9	38.5	36.9	33.7	26.1	15.1
21	46.3	46.1	45.9	45.4	44.2	42.9	41.6	40.3	38.9	37.5	36.1	32.9	25.5	14.7
22	45.2	45.0	44.8	44.3	43.1	41.9	40.7	39.4	38.0	36.7	35.2	32.2	24.9	14.4
23	44.3	44.0	43.8	43.3	42.2	41.0	39.8	38.5	37.2	35.9	34.4	31.4	24.4	14.1
24	43.3	43.1	42.9	42.4	41.3	40.1	38.9	37.7	36.4	35.1	33.7	30.8	23.8	13.8
25	42.4	42.2	42.0	41.6	40.5	39.3	38.2	36.9	35.7	34.4	33.0	30.2	23.4	13.5
30	38.7	38.6	38.5	38.0	36.9	35.9	34.8	33.7	32.6	31.4	30.2	27.5	21.3	12.3
35	35.9	35.7	35.6	35.1	34.2	33.2	32.2	31.2	30.2	29.1	27.9	25.5	19.7	11.4
40	33.6	33.6	33.4	32.9	32.0	31.1	30.2	29.2	28.2	27.2	26.1	23.8	18.5	10.7
45	31.6	31.6	31.5	31.0	30.2	29.3	28.4	27.5	26.6	25.6	24.6	22.5	17.4	10.1
50	30.0	30.0	29.9	29.4	28.6	27.8	27.0	26.1	25.2	24.3	23.4	21.3	16.5	9.5
55	28.6	28.6	28.5	28.0	27.3	26.5	25.7	24.9	24.1	23.2	22.3	20.3	15.8	9.1
60	27.4	27.4	27.3	26.8	26.1	25.4	24.6	23.8	23.0	22.2	21.3	19.5	15.1	8.7
65	26.3	26.3	26.2	25.8	25.1	24.4	23.7	22.9	22.1	21.3	20.5	18.7	14.5	8.4
70	25.4	25.4	25.2	24.8	24.2	23.5	22.8	22.1	21.3	20.6	19.7	18.0	14.0	8.1
75	24.4	24.4	24.4	24.0	23.4	22.7	22.0	21.3	20.6	19.9	19.1	17.4	13.5	7.8
80	23.6	23.6	23.6	23.2	22.6	22.0	21.3	20.7	20.0	19.2	18.5	16.9	13.1	7.5
85	22.9	22.9	22.9	22.5	22.0	21.3	20.7	20.0	19.4	18.7	17.9	16.4	12.7	7.3
90	22.3	22.3	22.3	21.9	21.3	20.7	20.1	19.5	18.8	18.1	17.4	15.9	12.3	7.1
95	21.7	21.7	21.7	21.3	20.8	20.2	19.6	19.0	18.3	17.6	17.0	15.5	12.0	6.9
100	21.1	21.1	21.1	20.8	20.2	19.7	19.1	18.5	17.8	17.2	16.5	15.1	11.7	6.7
125	18.9	18.9	18.9	18.6	18.1	17.6	17.1	16.5	16.0	15.4	14.8	13.5	10.4	6.0
150	17.0	17.0	17.0	16.7	16.3	15.8	15.4	14.9	14.6	14.0	13.5	12.3	9.5	5.5
200	14.7	14.7	14.7	14.5	14.3	13.9	13.5	13.1	12.6	12.2	11.7	10.7	8.3	4.8
250	13.1	13.1	13.1	13.1	12.8	12.4	12.1	11.7	11.3	10.9	10.4	9.5	7.4	4.3
300	12.0	12.0	12.0	12.0	11.7	11.4	11.0	10.7	10.3	9.9	9.5	8.7	6.7	3.9
350	11.1	11.1	11.1	11.1	10.8	10.5	10.2	9.9	9.5	9.2	8.8	8.1	6.2	3.6
400	10.1	10.1	10.1	10.1	9.8	9.5	9.2	8.9	8.6	8.3	7.9	7.5	5.8	3.4
450	9.5	9.5	9.5	9.5	9.3	9.0	8.7	8.4	8.1	7.7	7.4	6.7	5.2	3.0
500	9.0	9.0	9.0	9.0	8.8	8.5	8.3	8.0	7.7	7.4	7.0	6.7	5.2	3.0
750	7.2	7.2	7.2	7.2	7.0	6.7	6.5	6.3	6.1	5.9	5.7	5.5	4.3	2.5

1500	*****	4.8	4.6	4.4	4.3	3.9	3.0	1.7
2000	*****	4.0	3.8	3.7	3.4	2.8	2.6	1.5
3000	*****	*****	*****	*****	*****	*****	2.1	1.2
4000	*****	*****	*****	*****	*****	*****	1.8	1.1
5000	*****	*****	*****	*****	*****	*****	1.7	1.0
6000	*****	*****	*****	*****	*****	*****	*****	0.9

NOTES:-

- (1) SAMPLING VARIABILITIES (COEFFICIENTS OF VARIATION) ARE IN PERCENTS.
- (2) IF THE NUMBER OF RESPONDENTS CONTRIBUTING TO THE ESTIMATE IS LESS THAN 30, THE WEIGHTED ESTIMATE SHOULD NOT BE RELEASED REGARDLESS OF THE VALUE OF THE COEFFICIENT OF VARIATION FOR THIS ESTIMATE.
- (3) TO DETERMINE SAMPLING VARIABILITIES FOR ESTIMATES OF TOTALS OR PERCENTAGES BASED ON THE ENTIRE POPULATION TO WHICH THIS TABLE REFERS, LOCATE THE ROW CLOSEST TO THE ESTIMATED TOTAL. THE LEFT-MOST COLUMN GIVES THE SAMPLING VARIABILITY.
- (4) TO DETERMINE SAMPLING VARIABILITIES FOR ESTIMATES OF PERCENTAGES BASED ON SUBPOPULATIONS OF THE POPULATION TO WHICH THIS TABLE REFERS, USE THE ROW CLOSEST TO THE POPULATION TO WHICH THIS TABLE AND THE COLUMN CLOSEST TO THE PERCENTAGE.
- (5) SAMPLING VARIABILITIES IN THIS TABLE ARE CRUDE INDICATORS AND IN GENERAL ARE HIGHER THAN THOSE THAT WOULD BE OBTAINED USING MORE EXACT TECHNIQUES. UNDER NO CIRCUMSTANCES ARE THEY OFFICIAL.

APPROXIMATE SAMPLING VARIABILITY TABLES FOR NATIONAL ALCOHOL AND DRUG SURVEY - MARCH 1989

MANITOBA

NUMERATOR OF PERCENTAGE ('0000)	ESTIMATED PERCENTAGE												
	0.1%	1.0%	2.0%	5.0%	10.0%	15.0%	20.0%	25.0%	30.0%	35.0%	40.0%	50.0%	70.0%
1	99.8	99.3	97.8	95.2	92.5	89.8	86.9	84.0	80.9	77.7	71.0	55.0	31.7
2	70.6	70.2	69.2	67.3	65.4	63.5	61.5	59.4	57.2	55.0	50.2	38.9	22.4
3	57.6	57.4	56.5	55.0	53.4	51.8	50.2	48.5	46.7	44.9	41.0	31.7	18.3
4	49.9	49.7	48.9	47.6	46.3	44.9	43.5	42.0	40.5	38.9	35.5	27.5	15.9
5	44.7	44.4	43.7	42.6	41.4	40.1	38.9	37.5	36.2	34.8	31.7	24.6	14.9
6	40.8	40.6	39.9	38.9	37.8	36.6	35.5	34.3	33.0	31.7	29.0	22.4	13.0
7	37.7	37.5	37.0	36.0	35.0	33.9	32.8	31.7	30.6	29.4	26.8	20.8	12.0
8	35.3	35.1	34.6	33.7	32.7	31.7	30.7	29.7	28.6	27.5	25.1	19.4	11.2
9	33.1	33.1	32.6	31.7	30.8	29.9	29.0	28.0	27.0	25.9	23.7	18.3	10.6
10	31.4	31.4	30.9	30.1	29.3	28.4	27.5	26.5	25.6	24.6	22.4	17.4	10.0
11	30.0	30.0	29.5	28.7	27.9	27.1	26.2	25.3	24.4	23.4	21.4	16.6	9.6
12	28.7	28.7	28.2	27.5	26.7	25.9	25.1	24.2	23.4	22.4	20.5	15.9	9.2
13	27.6	27.6	27.1	26.4	25.7	24.9	24.1	23.3	22.4	21.6	19.7	15.2	8.8
14	26.5	26.5	26.1	25.4	24.7	24.0	23.2	22.4	21.6	20.8	19.0	14.7	8.5
15	25.6	25.6	25.3	24.6	23.9	23.2	22.4	21.7	20.9	20.1	18.3	14.2	8.2
16	24.8	24.8	24.5	23.8	23.1	22.4	21.7	21.0	20.2	19.4	17.7	13.3	7.9
17	23.7	23.7	23.4	22.7	22.0	21.3	20.6	19.9	19.1	18.3	16.7	13.0	7.5
18	23.1	23.1	22.8	22.1	21.4	20.6	19.9	19.3	18.6	17.8	16.3	12.6	7.3
19	22.4	22.4	22.1	21.4	20.7	20.0	19.4	18.8	18.1	17.4	15.9	12.3	7.1
20	21.9	21.9	21.6	20.9	20.2	19.6	19.0	18.3	17.7	17.0	15.5	12.0	6.9
21	21.3	21.3	21.0	20.3	19.6	19.0	18.5	17.9	17.2	16.6	15.1	11.7	6.8
22	20.9	20.9	20.6	19.9	19.3	18.7	18.1	17.5	16.9	16.2	14.8	11.5	6.6
23	20.4	20.4	20.1	19.4	18.9	18.3	17.7	17.1	16.5	15.9	14.5	11.2	6.5
24	20.0	20.0	19.7	19.0	18.5	18.0	17.4	16.8	16.2	15.5	14.2	11.0	6.3
25	19.6	19.6	19.3	18.6	18.1	17.6	17.0	16.4	15.8	15.2	13.9	10.8	6.2
30	17.9	17.9	17.6	16.9	16.4	15.9	15.3	14.7	14.2	13.7	12.4	10.0	5.8
35	16.5	16.5	16.2	15.6	15.1	14.6	14.1	13.6	13.1	12.6	11.2	9.3	5.4
40	15.5	15.5	15.2	14.6	14.1	13.6	13.1	12.6	12.1	11.6	10.6	8.7	5.0
45	14.2	14.2	13.8	13.3	12.8	12.3	11.9	11.4	10.9	10.5	10.0	8.2	4.7
50	13.5	13.5	13.1	12.6	12.1	11.7	11.2	10.8	10.4	10.0	9.6	7.8	4.5
55	12.8	12.8	12.5	12.1	11.7	11.3	10.9	10.5	10.1	9.7	9.2	7.4	4.3
60	12.3	12.3	11.9	11.6	11.2	10.8	10.4	10.0	9.6	9.2	8.8	7.1	4.1
65	11.8	11.8	11.5	11.1	10.8	10.4	10.0	9.7	9.3	8.9	8.5	6.8	3.9
70	11.4	11.4	11.1	10.7	10.4	10.0	9.7	9.3	8.9	8.5	8.2	6.6	3.8
75	11.0	11.0	10.7	10.4	10.0	9.7	9.3	9.0	8.6	8.2	7.9	6.3	3.7
80	10.6	10.6	10.3	10.0	9.7	9.4	9.0	8.7	8.4	8.0	7.7	6.1	3.5
85	10.0	10.0	9.7	9.4	9.1	8.8	8.4	8.0	7.7	7.4	7.0	5.5	3.4
90	9.8	9.8	9.5	9.2	8.9	8.5	8.2	7.8	7.5	7.2	6.8	5.3	3.3
95	9.5	9.5	9.2	8.9	8.6	8.3	8.0	7.7	7.3	7.0	6.6	5.1	3.2
100	9.3	9.3	9.0	8.7	8.4	8.1	7.8	7.5	7.1	6.8	6.4	4.9	3.1
125	8.0	8.0	7.7	7.4	7.1	6.8	6.5	6.2	5.8	5.5	5.2	3.9	2.8
150	7.3	7.3	7.0	6.7	6.4	6.1	5.8	5.5	5.2	4.9	4.6	3.4	2.6
200	6.1	6.1	5.9	5.7	5.5	5.3	5.1	4.9	4.7	4.5	4.3	3.2	2.5
250	5.1	5.1	5.0	4.9	4.8	4.7	4.6	4.5	4.4	4.3	4.2	3.1	2.4
300	4.1	4.1	4.0	3.9	3.8	3.7	3.6	3.5	3.4	3.3	3.2	2.9	2.3
350	3.8	3.8	3.7	3.6	3.5	3.4	3.3	3.2	3.1	3.0	2.9	2.7	2.2
400	3.5	3.5	3.4	3.3	3.2	3.1	3.0	2.9	2.8	2.7	2.6	2.5	2.1
450	3.5	3.5	3.4	3.3	3.2	3.1	3.0	2.9	2.8	2.7	2.6	2.5	2.1
500	3.5	3.5	3.4	3.3	3.2	3.1	3.0	2.9	2.8	2.7	2.6	2.5	2.1

- (1) SAMPLING VARIABILITIES (COEFFICIENTS OF VARIATION) ARE IN PERCENTS.
- (2) IF THE NUMBER OF RESPONDENTS CONTRIBUTING TO THE ESTIMATE IS LESS THAN 30, THE WEIGHTED ESTIMATE SHOULD NOT BE RELEASED REGARDLESS OF THE VALUE OF THE COEFFICIENT OF VARIATION FOR THIS ESTIMATE.
- (3) TO DETERMINE SAMPLING VARIABILITIES FOR ESTIMATES OF TOTALS OR PERCENTAGES BASED ON THE ENTIRE POPULATION TO WHICH THIS TABLE REFERS, LOCATE THE ROW CLOSEST TO THE ESTIMATED TOTAL. THE LEFT-MOST COLUMN GIVES THE SAMPLING VARIABILITY.
- (4) TO DETERMINE SAMPLING VARIABILITIES FOR ESTIMATES OF PERCENTAGES BASED ON SUBPOPULATIONS OF THE POPULATION TO WHICH THIS TABLE REFERS, USE THE ROW CLOSEST TO THE NUMERATOR OF THE PERCENTAGE AND THE COLUMN CLOSEST TO THE PERCENTAGE.
- (5) SAMPLING VARIABILITIES IN THIS TABLE ARE CRUDE INDICATORS AND IN GENERAL ARE HIGHER THAN THOSE THAT WOULD BE OBTAINED USING MORE EXACT TECHNIQUES. UNDER NO CIRCUMSTANCES ARE THEY OFFICIAL.

APPROXIMATE SAMPLING VARIABILITY TABLES FOR NATIONAL ALCOHOL AND DRUG SURVEY - MARCH 1989

SASKATCHEWAN

NUMERATOR OF PERCENTAGE ('0000)	ESTIMATED PERCENTAGE													
	0.1%	1.0%	2.0%	5.0%	10.0%	15.0%	20.0%	25.0%	30.0%	35.0%	40.0%	50.0%	70.0%	90.0%
1	*****	96.1	95.6	94.1	91.6	89.0	86.4	83.6	80.8	77.9	74.8	68.3	52.9	30.5
2	*****	68.0	67.6	66.6	64.8	63.0	61.1	59.1	57.1	55.1	52.9	48.3	37.4	21.6
3	*****	55.5	55.2	54.4	52.9	51.4	49.9	48.3	46.7	45.0	43.2	39.4	30.5	17.6
4	*****	48.0	47.8	47.1	45.8	44.5	43.2	41.8	40.4	38.9	37.4	34.1	26.5	15.3
5	*****	43.0	42.8	42.1	41.0	39.8	38.6	37.4	36.1	34.8	33.5	30.5	23.7	13.7
6	*****	39.2	39.0	38.4	37.4	36.4	35.3	34.1	33.0	31.8	30.5	27.9	21.6	12.5
7	*****	36.3	36.1	35.6	34.6	33.7	32.7	31.6	30.5	29.4	28.3	25.8	20.0	11.5
8	*****	*****	33.8	33.3	32.4	31.5	30.5	29.6	28.6	27.5	26.5	24.1	18.7	10.8
9	*****	*****	31.9	31.4	30.5	29.7	28.8	27.9	26.9	26.0	24.9	22.8	17.6	10.2
10	*****	*****	30.2	29.8	29.0	28.2	27.3	26.5	25.6	24.6	23.7	21.6	16.7	9.7
11	*****	*****	28.8	28.4	27.6	26.8	26.0	25.2	24.4	23.5	22.6	20.6	16.0	9.2
12	*****	*****	27.6	27.2	26.5	25.7	24.9	24.1	23.3	22.5	21.6	19.7	15.3	8.8
13	*****	*****	26.5	26.1	25.4	24.7	24.0	23.2	22.4	21.6	20.7	18.9	14.7	8.5
14	*****	*****	25.6	25.2	24.5	23.8	23.1	22.4	21.6	20.8	20.0	18.3	14.1	8.2
15	*****	*****	24.3	24.3	23.7	23.0	22.3	21.6	20.9	20.1	19.3	17.6	13.7	7.9
16	*****	*****	23.5	23.5	22.9	22.3	21.6	20.9	20.2	19.5	18.7	17.1	13.2	7.6
17	*****	*****	22.8	22.8	22.2	21.6	21.0	20.3	19.6	18.9	18.1	16.6	12.8	7.4
18	*****	*****	22.2	22.2	21.6	21.0	20.4	19.8	19.2	18.5	17.9	17.2	12.1	7.0
19	*****	*****	21.6	21.6	21.0	20.5	19.9	19.3	18.7	18.1	17.4	16.7	11.8	6.8
20	*****	*****	21.0	21.0	20.5	19.9	19.3	18.7	18.1	17.4	16.7	16.3	11.5	6.7
21	*****	*****	20.5	20.5	20.0	19.4	18.9	18.3	17.6	17.0	16.3	14.9	11.3	6.5
22	*****	*****	20.1	20.1	19.5	19.0	18.4	17.8	17.2	16.6	16.0	14.6	11.0	6.4
23	*****	*****	19.6	19.6	19.1	18.6	18.0	17.4	16.8	16.2	15.6	14.2	11.0	6.4
24	*****	*****	19.2	19.2	18.7	18.2	17.6	17.1	16.5	15.9	15.3	13.9	10.8	6.2
25	*****	*****	18.8	18.8	18.3	17.8	17.3	16.7	16.2	15.6	15.0	13.7	10.6	6.1
30	*****	*****	17.2	17.2	16.7	16.3	15.8	15.3	14.8	14.2	13.7	12.5	9.7	5.6
35	*****	*****	15.9	15.9	15.5	15.1	14.6	14.1	13.7	13.2	12.6	11.5	8.9	5.2
40	*****	*****	*****	14.5	14.1	13.7	13.2	12.9	12.5	12.0	11.8	10.8	8.4	4.8
45	*****	*****	*****	13.7	13.3	12.9	12.5	12.1	11.6	11.2	10.6	9.7	7.5	4.6
50	*****	*****	*****	13.0	12.6	12.2	11.8	11.4	11.0	10.5	10.1	9.2	7.1	4.1
55	*****	*****	*****	12.4	12.0	11.6	11.3	10.9	10.4	10.1	9.7	8.8	6.8	3.9
60	*****	*****	*****	11.8	11.5	11.2	10.8	10.4	10.0	9.7	9.3	8.5	6.6	3.8
65	*****	*****	*****	11.4	11.0	10.7	10.4	10.0	9.7	9.3	8.9	8.2	6.3	3.7
70	*****	*****	*****	11.0	10.6	10.3	10.0	9.7	9.3	9.0	8.6	7.9	6.1	3.5
75	*****	*****	*****	10.3	10.0	9.7	9.4	9.1	8.8	8.4	8.1	7.6	5.9	3.4
80	*****	*****	*****	9.7	9.4	9.1	8.8	8.5	8.2	7.9	7.6	7.4	5.7	3.3
85	*****	*****	*****	9.4	9.1	8.8	8.5	8.2	7.9	7.6	7.2	7.0	5.6	3.2
90	*****	*****	*****	9.1	8.9	8.6	8.3	8.0	7.7	7.5	7.0	6.8	5.4	3.1
95	*****	*****	*****	8.9	8.6	8.4	8.1	7.8	7.5	7.2	6.7	6.1	4.7	2.7
100	*****	*****	*****	8.7	8.4	8.2	7.9	7.6	7.2	6.9	6.4	5.6	4.3	2.5
125	*****	*****	*****	8.4	8.1	7.9	7.6	7.3	6.9	6.6	6.1	5.3	4.0	2.2
150	*****	*****	*****	8.1	7.8	7.6	7.3	7.0	6.6	6.4	6.1	5.3	4.0	2.2
175	*****	*****	*****	7.9	7.6	7.4	7.1	6.8	6.4	6.1	5.7	4.8	3.7	2.2
200	*****	*****	*****	7.7	7.5	7.2	7.0	6.7	6.4	6.1	5.7	4.8	3.7	2.2
250	*****	*****	*****	7.5	7.2	6.9	6.6	6.3	6.0	5.7	5.3	4.3	3.3	1.9
300	*****	*****	*****	7.3	7.0	6.7	6.4	6.1	5.8	5.5	5.1	4.1	3.1	1.8
350	*****	*****	*****	7.1	6.8	6.5	6.2	5.9	5.6	5.3	4.9	3.9	2.8	1.6
400	*****	*****	*****	6.9	6.6	6.3	6.0	5.7	5.4	5.1	4.7	3.7	2.6	1.5
450	*****	*****	*****	6.7	6.4	6.1	5.8	5.5	5.2	4.9	4.5	3.5	2.5	1.4
500	*****	*****	*****	6.5	6.2	5.9	5.6	5.3	5.0	4.7	4.3	3.3	2.4	1.4

- (1) SAMPLING VARIABILITIES (COEFFICIENTS OF VARIATION) ARE IN PERCENTS.
- (2) IF THE NUMBER OF RESPONDENTS CONTRIBUTING TO THE ESTIMATE IS LESS THAN 30, THE WEIGHTED ESTIMATE SHOULD NOT BE RELEASED REGARDLESS OF THE VALUE OF THE COEFFICIENT OF VARIATION FOR THIS ESTIMATE.
- (3) TO DETERMINE SAMPLING VARIABILITIES FOR ESTIMATES OF TOTALS OR PERCENTAGES BASED ON THE ENTIRE POPULATION TO WHICH THIS TABLE REFERS, LOCATE THE ROW CLOSEST TO THE ESTIMATED TOTAL. THE LEFT-MOST COLUMN GIVES THE SAMPLING VARIABILITY.
- (4) TO DETERMINE SAMPLING VARIABILITIES FOR ESTIMATES OF PERCENTAGES BASED ON SUBPOPULATIONS OF THE POPULATION TO WHICH THIS TABLE REFERS, USE THE ROW CLOSEST TO THE POPULATION TO WHICH THIS TABLE AND THE COLUMN CLOSEST TO THE PERCENTAGE.
- (5) SAMPLING VARIABILITIES IN THIS TABLE ARE CRUDE INDICATORS AND IN GENERAL ARE HIGHER THAN THOSE THAT WOULD BE OBTAINED USING MORE EXACT TECHNIQUES. UNDER NO CIRCUMSTANCES ARE THEY OFFICIAL.

NOTES:

- (1) SAMPLING VARIABILITIES (COEFFICIENTS OF VARIATION) ARE IN PERCENTS.
- (2) IF THE NUMBER OF RESPONDENTS CONTRIBUTING TO THE ESTIMATE IS LESS THAN 30, THE WEIGHTED ESTIMATE SHOULD NOT BE RELEASED REGARDLESS OF THE VALUE OF THE COEFFICIENT OF VARIATION FOR THIS ESTIMATE.
- (3) TO DETERMINE SAMPLING VARIABILITIES FOR ESTIMATES OF TOTALS OR PERCENTAGES BASED ON THE ENTIRE POPULATION TO WHICH THIS TABLE REFERS, LOCATE THE ROW CLOSEST TO THE ESTIMATED TOTAL. THE LEFT-MOST COLUMN GIVES THE SAMPLING VARIABILITY.
- (4) TO DETERMINE SAMPLING VARIABILITIES FOR ESTIMATES OF PERCENTAGES BASED ON SUBPOPULATIONS OF THE POPULATION TO WHICH THIS TABLE REFERS, USE THE ROW CLOSEST TO THE NUMERATOR OF THE PERCENTAGE AND THE COLUMN CLOSEST TO THE PERCENTAGE.
- (5) SAMPLING VARIABILITIES IN THIS TABLE ARE CRUDE INDICATORS AND IN GENERAL ARE HIGHER THAN THOSE THAT WOULD BE OBTAINED USING MORE EXACT TECHNIQUES. UNDER NO CIRCUMSTANCES ARE THEY OFFICIAL.

1500
2000

NOTES:

- (1) SAMPLING VARIABILITIES (COEFFICIENTS OF VARIATION) ARE IN PERCENTS.
- (2) IF THE NUMBER OF RESPONDENTS CONTRIBUTING TO THE ESTIMATE IS LESS THAN 30, THE WEIGHTED ESTIMATE SHOULD NOT BE RELEASED REGARDLESS OF THE VALUE OF THE COEFFICIENT OF VARIATION FOR THIS ESTIMATE.
- (3) TO DETERMINE SAMPLING VARIABILITIES FOR ESTIMATES OF TOTALS OR PERCENTAGES BASED ON THE ENTIRE POPULATION TO WHICH THIS TABLE REFERS, LOCATE THE ROW CLOSEST TO THE ESTIMATED TOTAL. THE LEFT-MOST COLUMN GIVES THE SAMPLING VARIABILITY.
- (4) TO DETERMINE SAMPLING VARIABILITIES FOR ESTIMATES OF PERCENTAGES BASED ON SUBPOPULATIONS OF THE POPULATION TO WHICH THIS TABLE REFERS, USE THE ROW CLOSEST TO THE NUMERATOR OF THE PERCENTAGE AND THE COLUMN CLOSEST TO THE PERCENTAGE.
- (5) SAMPLING VARIABILITIES IN THIS TABLE ARE CRUDE INDICATORS AND IN GENERAL ARE HIGHER THAN THOSE THAT WOULD BE OBTAINED USING MORE EXACT TECHNIQUES. UNDER NO CIRCUMSTANCES ARE THEY OFFICIAL.

1500

NOTES:

- (1) SAMPLING VARIABILITIES (COEFFICIENTS OF VARIATION) ARE IN PERCENTS.
- (2) IF THE NUMBER OF RESPONDENTS CONTRIBUTING TO THE ESTIMATE IS LESS THAN 30, THE WEIGHTED ESTIMATE SHOULD NOT BE RELEASED REGARDLESS OF THE VALUE OF THE COEFFICIENT OF VARIATION FOR THIS ESTIMATE.
- (3) TO DETERMINE SAMPLING VARIABILITIES FOR ESTIMATES OF TOTALS OR PERCENTAGES BASED ON THE ENTIRE POPULATION TO WHICH THIS TABLE REFERS, LOCATE THE ROW CLOSEST TO THE ESTIMATED TOTAL. THE LEFT-MOST COLUMN GIVES THE SAMPLING VARIABILITY.
- (4) TO DETERMINE SAMPLING VARIABILITIES FOR ESTIMATES OF PERCENTAGES BASED ON SUBPOPULATIONS OF THE POPULATION TO WHICH THIS TABLE REFERS, USE THE ROW CLOSEST TO THE NUMERATOR OF THE PERCENTAGE AND THE COLUMN CLOSEST TO THE PERCENTAGE.
- (5) SAMPLING VARIABILITIES IN THIS TABLE ARE CRUDE INDICATORS AND IN GENERAL ARE HIGHER THAN THOSE THAT WOULD BE OBTAINED USING MORE EXACT TECHNIQUES. UNDER NO CIRCUMSTANCES ARE THEY OFFICIAL.

APPROXIMATE SAMPLING VARIABILITY TABLES FOR NATIONAL ALCOHOL AND DRUG SURVEY - MARCH 1989

PRAIRIE PROVINCES

NUMERATOR OF PERCENTAGE ('0000)

ESTIMATED PERCENTAGE

	0.1%	1.0%	2.0%	5.0%	10.0%	15.0%	20.0%	25.0%	30.0%	35.0%	40.0%	50.0%	70.0%	90.0%
1	124.3	123.7	123.1	121.2	118.0	114.6	111.2	107.7	104.0	100.3	96.3	87.9	68.1	39.3
2	87.9	87.5	87.0	85.7	83.4	81.1	78.6	76.1	73.6	70.9	68.1	62.2	48.2	27.8
3	71.8	71.4	71.1	70.0	68.1	66.2	64.2	62.2	60.1	57.9	55.6	50.8	39.3	22.7
4	*****	61.9	61.5	60.6	59.0	57.3	55.6	53.8	52.0	50.1	48.2	44.0	34.1	19.7
5	*****	55.3	55.1	54.2	52.8	51.3	49.7	48.2	46.5	44.8	43.1	39.3	30.5	17.6
6	*****	50.5	50.3	49.5	48.2	46.8	45.4	44.0	42.5	40.9	39.3	35.9	27.8	16.1
7	*****	46.8	46.5	45.8	44.6	43.3	42.0	40.7	39.3	37.9	36.4	33.2	25.7	14.9
8	*****	43.7	43.5	42.8	41.7	40.5	39.3	38.1	36.8	35.4	34.1	31.1	24.1	13.9
9	*****	41.2	41.0	40.4	39.3	38.2	37.1	35.9	34.7	33.4	32.1	29.3	22.7	13.1
10	*****	39.1	38.9	38.3	37.3	36.3	35.2	34.1	32.9	31.7	30.5	27.8	21.5	12.4
11	*****	37.3	37.1	36.5	35.6	34.6	33.5	32.5	31.4	30.2	29.0	26.5	20.5	11.9
12	*****	35.7	35.5	35.0	34.1	33.1	32.1	31.1	30.0	28.9	27.8	25.4	19.7	11.4
13	*****	34.3	34.1	33.6	32.7	31.8	30.8	29.9	28.9	27.8	26.7	24.4	18.9	10.9
14	*****	33.1	32.9	32.4	31.5	30.6	29.7	28.8	27.8	26.8	25.7	23.5	18.2	10.5
15	*****	31.9	31.8	31.3	30.5	29.6	28.7	27.8	26.9	25.9	24.9	22.7	17.6	10.2
16	*****	30.9	30.8	30.3	29.5	28.7	27.8	26.9	26.0	25.1	24.1	22.0	17.0	9.8
17	*****	30.0	29.9	29.4	28.6	27.8	27.0	26.1	25.2	24.3	23.4	21.3	16.5	9.5
18	*****	29.2	29.0	28.6	27.8	27.0	26.2	25.4	24.5	23.6	22.7	20.7	16.1	9.3
19	*****	28.4	28.2	27.8	27.1	26.3	25.5	24.7	23.9	23.0	22.1	20.2	15.6	9.0
20	*****	27.7	27.5	27.1	26.4	25.6	24.9	24.1	23.3	22.4	21.5	19.7	15.2	8.8
21	*****	27.0	26.9	26.4	25.7	25.0	24.3	23.5	22.7	21.9	21.0	19.2	14.9	8.6
22	*****	26.4	26.2	25.8	25.2	24.4	23.7	23.0	22.2	21.4	20.5	18.7	14.5	8.4
23	*****	25.8	25.7	25.3	24.6	23.9	23.2	22.5	21.7	20.9	20.1	18.3	14.2	8.2
24	*****	25.3	25.1	24.7	24.1	23.4	22.7	22.0	21.2	20.5	19.7	17.9	13.9	8.0
25	*****	24.7	24.6	24.2	23.6	22.9	22.2	21.5	20.8	20.1	19.3	17.6	13.6	7.9
30	*****	22.6	22.5	22.1	21.5	20.9	20.3	19.7	19.0	18.3	17.6	16.1	12.4	7.2
35	*****	*****	20.8	20.5	19.9	19.4	18.8	18.2	17.6	16.9	16.3	14.9	11.5	6.6
40	*****	*****	19.5	19.2	18.7	18.1	17.6	17.0	16.4	15.9	15.2	13.9	10.8	6.2
45	*****	*****	18.4	18.1	17.6	17.1	16.6	16.1	15.5	14.9	14.4	13.1	10.2	5.9
50	*****	*****	17.4	17.1	16.7	16.2	15.7	15.2	14.7	14.2	13.6	12.4	9.6	5.6
55	*****	*****	16.6	16.3	15.9	15.5	15.0	14.5	14.0	13.5	13.0	11.9	9.2	5.3
60	*****	*****	15.9	15.6	15.2	14.8	14.4	13.9	13.4	12.9	12.4	11.4	8.8	5.1
65	*****	*****	15.3	15.0	14.6	14.2	13.8	13.4	12.9	12.4	11.9	10.9	8.4	4.9
70	*****	*****	*****	14.5	14.1	13.7	13.3	12.9	12.4	12.0	11.5	10.5	8.1	4.7
75	*****	*****	*****	14.0	13.6	13.2	12.8	12.4	12.0	11.6	11.1	10.2	7.9	4.5
80	*****	*****	*****	13.6	13.2	12.8	12.4	12.0	11.6	11.2	10.8	9.8	7.6	4.4
85	*****	*****	*****	13.1	12.8	12.4	12.1	11.7	11.3	10.9	10.4	9.5	7.4	4.3
90	*****	*****	*****	12.8	12.4	12.1	11.7	11.4	11.0	10.6	10.2	9.3	7.2	4.1
95	*****	*****	*****	12.4	12.1	11.8	11.4	11.0	10.7	10.3	9.9	9.0	7.0	4.0
100	*****	*****	*****	12.1	11.8	11.5	11.1	10.8	10.4	10.0	9.6	8.8	6.8	3.9
125	*****	*****	*****	10.8	10.6	10.3	9.9	9.6	9.3	9.0	8.6	7.9	6.1	3.5
150	*****	*****	*****	9.9	9.6	9.4	9.1	8.8	8.5	8.2	7.9	7.2	5.6	3.2
200	*****	*****	*****	9.9	8.3	8.1	7.9	7.6	7.4	7.1	6.8	6.2	4.8	2.8
250	*****	*****	*****	*****	7.5	7.3	7.0	6.8	6.6	6.3	6.1	5.6	4.3	2.5
300	*****	*****	*****	*****	6.8	6.6	6.4	6.2	6.0	5.8	5.6	5.1	3.9	2.3
350	*****	*****	*****	*****	6.1	6.1	5.9	5.8	5.6	5.4	5.1	4.7	3.6	2.1
400	*****	*****	*****	*****	5.7	5.7	5.6	5.4	5.2	5.0	4.8	4.4	3.4	2.0
450	*****	*****	*****	*****	5.4	5.4	5.2	5.1	4.9	4.7	4.5	4.1	3.2	1.9
500	*****	*****	*****	*****	5.1	5.1	5.0	4.8	4.7	4.5	4.3	3.9	3.0	1.8
750	*****	*****	*****	*****	5.1	5.1	5.0	3.9	3.8	3.7	3.5	3.2	2.5	1.4

1500 ***** 2.3 1.8 1.0
 2000 ***** 1.5 0.9
 3000 ***** 0.7

NOTES:

- (1) SAMPLING VARIABILITIES (COEFFICIENTS OF VARIATION) ARE IN PERCENTS.
- (2) IF THE NUMBER OF RESPONDENTS CONTRIBUTING TO THE ESTIMATE IS LESS THAN 30, THE WEIGHTED ESTIMATE SHOULD NOT BE RELEASED REGARDLESS OF THE VALUE OF THE COEFFICIENT OF VARIATION FOR THIS ESTIMATE.
- (3) TO DETERMINE SAMPLING VARIABILITIES FOR ESTIMATES OF TOTALS OR PERCENTAGES BASED ON THE ENTIRE POPULATION TO WHICH THIS TABLE REFERS, LOCATE THE ROW CLOSEST TO THE ESTIMATED TOTAL.
 THE LEFT-MOST COLUMN GIVES THE SAMPLING VARIABILITY.
 TO DETERMINE SAMPLING VARIABILITIES FOR ESTIMATES OF PERCENTAGES BASED ON SUBPOPULATIONS OF THE POPULATION TO WHICH THIS TABLE REFERS, USE THE ROW CLOSEST TO THE NUMERATOR OF THE PERCENTAGE AND THE COLUMN CLOSEST TO THE PERCENTAGE.
- (5) SAMPLING VARIABILITIES IN THIS TABLE ARE CRUDE INDICATORS AND IN GENERAL ARE HIGHER THAN THOSE THAT WOULD BE OBTAINED USING MORE EXACT TECHNIQUES. UNDER NO CIRCUMSTANCES ARE THEY OFFICIAL.

APPROXIMATE SAMPLING VARIABILITY TABLES FOR NATIONAL ALCOHOL AND DRUG SURVEY - MARCH 1989

CANADA

RATOR OF 'CENTAGE '000)	ESTIMATED PERCENTAGE													
	0.1%	1.0%	2.0%	5.0%	10.0%	15.0%	20.0%	25.0%	30.0%	35.0%	40.0%	50.0%	70.0%	90.0%
1	181.9	181.0	180.1	177.4	172.6	167.8	162.7	157.6	152.2	146.7	140.9	128.7	99.7	57.5
2	128.6	128.4	127.4	125.4	122.1	118.6	115.1	111.4	107.6	103.7	99.7	91.0	70.5	40.7
3	105.0	104.5	104.0	102.4	99.7	96.9	94.0	91.0	87.9	84.7	81.4	74.3	57.5	33.2
4	90.9	90.5	90.1	88.7	86.3	83.9	81.4	78.8	76.1	73.3	70.5	64.3	49.8	28.8
5	81.3	81.0	80.6	79.3	77.2	75.0	72.8	70.5	68.1	65.6	63.0	57.5	44.6	25.7
6	74.2	73.9	73.5	72.4	70.5	68.5	66.4	64.3	62.2	59.9	57.5	52.5	40.7	23.5
7	68.7	68.4	68.1	67.0	65.2	63.4	61.5	59.6	57.5	55.4	53.3	48.6	37.7	21.7
8	64.3	64.0	63.7	62.7	61.0	59.3	57.5	55.7	53.8	51.9	49.8	45.5	35.2	20.3
9	60.6	60.3	60.0	59.1	57.5	55.9	54.2	52.5	50.7	48.9	47.0	42.9	33.2	19.2
10	57.5	57.3	57.0	56.1	54.6	53.0	51.5	49.8	48.1	46.4	44.6	40.7	31.5	18.2
11	54.8	54.6	54.3	53.5	52.0	50.6	49.1	47.5	45.9	44.2	42.5	38.8	30.0	17.3
12	52.5	52.3	52.0	51.2	49.8	48.4	47.0	45.5	43.9	42.3	40.7	37.1	28.8	16.6
13	50.4	50.2	50.0	49.2	47.9	46.5	45.1	43.7	42.2	40.7	39.1	35.7	27.6	16.0
14	48.6	48.4	48.1	47.4	46.1	44.8	43.5	42.1	40.7	39.2	37.7	34.4	26.6	15.4
15	47.0	46.7	46.5	45.8	44.6	43.3	42.0	40.7	39.3	37.9	36.4	33.2	25.7	14.9
16	45.5	45.3	45.0	44.3	43.2	41.9	40.7	39.4	38.1	36.7	35.2	32.2	24.9	14.4
17	44.1	43.9	43.7	43.0	41.9	40.7	39.5	38.2	36.9	35.6	34.2	31.2	24.2	14.0
18	42.9	42.7	42.5	41.8	40.7	39.5	38.4	37.1	35.9	34.6	33.2	30.3	23.5	13.6
19	41.7	41.5	41.3	40.7	39.6	38.5	37.3	36.2	34.9	33.7	32.3	29.5	22.9	13.2
20	40.7	40.5	40.3	39.7	38.6	37.5	36.4	35.2	34.0	32.8	31.5	28.8	22.3	12.9
21	39.5	39.3	39.3	38.7	37.7	36.6	35.5	34.4	33.2	32.0	30.8	28.1	21.7	12.6
22	38.6	38.6	38.4	37.8	36.8	35.8	34.7	33.6	32.5	31.3	30.0	27.4	21.2	12.3
23	37.8	37.6	37.6	37.0	36.0	35.0	33.9	32.9	31.7	30.6	29.4	26.8	20.8	12.0
24	37.0	36.8	36.8	36.2	35.2	34.2	33.2	32.2	31.1	29.9	28.8	26.3	20.3	11.7
25	36.2	36.0	36.0	35.5	34.5	33.6	32.5	31.5	30.4	29.3	28.2	25.7	19.9	11.5
30	33.1	32.9	32.9	32.4	31.5	30.6	29.7	28.8	27.8	26.8	25.7	23.5	18.2	10.5
35	30.6	30.6	30.4	30.0	29.2	28.4	27.5	26.6	25.7	24.8	23.8	21.7	16.8	9.7
40	28.8	28.8	28.5	28.0	27.3	26.5	25.7	24.9	24.1	23.2	22.3	20.3	15.8	9.1
45	27.0	26.9	26.9	26.4	25.7	25.0	24.3	23.5	22.7	21.9	21.0	19.2	14.9	8.6
50	25.6	25.5	25.5	25.1	24.4	23.7	23.0	22.3	21.5	20.7	19.9	18.2	14.1	8.1
55	24.4	24.3	24.3	23.9	23.3	22.6	21.9	21.2	20.5	19.8	19.0	17.3	13.4	7.8
60	23.4	23.3	23.3	22.9	22.3	21.7	21.0	20.3	19.5	18.9	18.2	16.6	12.9	7.4
65	22.5	22.3	22.3	22.0	21.4	20.8	20.2	19.5	18.8	18.2	17.5	16.0	12.4	7.1
70	21.6	21.5	21.5	21.2	20.6	20.1	19.5	18.8	18.2	17.6	16.8	15.4	11.9	6.9
75	20.9	20.8	20.8	20.5	19.9	19.4	18.8	18.2	17.6	16.9	16.3	14.9	11.5	6.6
80	20.2	20.1	20.1	19.8	19.3	18.8	18.2	17.6	17.0	16.4	15.8	14.4	11.1	6.4
85	19.6	19.5	19.5	19.2	18.7	18.2	17.7	17.1	16.5	15.9	15.3	14.0	10.8	6.2
90	19.1	19.0	19.0	18.7	18.2	17.7	17.2	16.6	16.0	15.5	14.9	13.6	10.5	6.1
95	18.6	18.5	18.5	18.2	17.7	17.2	16.7	16.2	15.6	15.1	14.5	13.2	10.2	5.9
100	18.1	18.0	18.0	17.7	17.3	16.8	16.3	15.8	15.2	14.7	14.1	12.9	10.0	5.8
125	16.2	16.1	16.1	15.9	15.4	15.0	14.6	14.1	13.6	13.1	12.6	11.5	8.9	5.1
150	14.8	14.7	14.5	14.5	14.1	13.7	13.3	12.9	12.4	12.0	11.5	10.5	8.1	4.7
200	12.8	12.7	12.5	12.5	12.2	11.9	11.5	11.1	10.8	10.4	10.0	9.1	7.0	4.1
250	11.4	11.4	11.2	11.2	10.9	10.6	10.3	10.0	9.6	9.3	8.9	8.1	6.3	3.6
300	10.4	10.4	10.2	10.2	10.0	9.7	9.4	9.1	8.8	8.5	8.1	7.4	5.8	3.3
350	9.6	9.6	9.5	9.5	9.2	9.0	8.7	8.4	8.1	7.8	7.5	6.9	5.3	3.1
400	9.0	9.0	8.9	8.9	8.6	8.4	8.1	7.9	7.6	7.3	7.0	6.4	5.0	2.9
450	8.4	8.4	8.4	8.4	8.1	7.9	7.7	7.4	7.2	6.9	6.6	6.1	4.7	2.7
500	7.9	7.9	7.9	7.9	7.7	7.5	7.3	7.0	6.8	6.6	6.3	5.8	4.5	2.6
750	6.5	6.5	6.5	6.5	6.3	6.1	5.9	5.8	5.6	5.4	5.1	4.7	3.6	2.1

1500	*****	4.5	4.3	4.2	4.1	3.9	3.8	3.6	3.3	2.6	1.5
2000	*****	3.9	3.8	3.6	3.5	3.4	3.3	3.2	2.9	2.2	1.3
3000	*****	*****	3.1	3.0	2.9	2.8	2.7	2.6	2.3	1.8	1.1
4000	*****	*****	*****	2.6	2.5	2.4	2.3	2.2	2.0	1.6	0.9
5000	*****	*****	*****	*****	2.2	2.2	2.1	2.0	1.8	1.4	0.8
6000	*****	*****	*****	*****	*****	2.0	1.9	1.8	1.7	1.3	0.7
7000	*****	*****	*****	*****	*****	*****	1.8	1.7	1.5	1.2	0.7
8000	*****	*****	*****	*****	*****	*****	*****	1.6	1.4	1.1	0.6
9000	*****	*****	*****	*****	*****	*****	*****	*****	1.4	1.1	0.6
10000	*****	*****	*****	*****	*****	*****	*****	*****	1.3	1.0	0.6
12500	*****	*****	*****	*****	*****	*****	*****	*****	*****	0.9	0.5
15000	*****	*****	*****	*****	*****	*****	*****	*****	*****	*****	0.5

NOTES:

- (1) SAMPLING VARIABILITIES (COEFFICIENTS OF VARIATION) ARE IN PERCENTS.
- (2) IF THE NUMBER OF RESPONDENTS CONTRIBUTING TO THE ESTIMATE IS LESS THAN 30, THE WEIGHTED ESTIMATE SHOULD NOT BE RELEASED REGARDLESS OF THE VALUE OF THE COEFFICIENT OF VARIATION FOR THIS ESTIMATE.
- (3) TO DETERMINE SAMPLING VARIABILITIES FOR ESTIMATES OF TOTALS OR PERCENTAGES BASED ON THE ENTIRE POPULATION TO WHICH THIS TABLE REFERS, LOCATE THE ROW CLOSEST TO THE ESTIMATED TOTAL. THE LEFT-MOST COLUMN GIVES THE SAMPLING VARIABILITY.
- (4) TO DETERMINE SAMPLING VARIABILITIES FOR ESTIMATES OF PERCENTAGES BASED ON SUBPOPULATIONS OF THE POPULATION TO WHICH THIS TABLE REFERS, USE THE ROW CLOSEST TO THE NUMERATOR OF THE PERCENTAGE AND THE COLUMN CLOSEST TO THE PERCENTAGE.
- (5) SAMPLING VARIABILITIES IN THIS TABLE ARE CRUDE INDICATORS AND IN GENERAL ARE HIGHER THAN THOSE THAT WOULD BE OBTAINED USING MORE EXACT TECHNIQUES. UNDER NO CIRCUMSTANCES ARE THEY OFFICIAL.