




Housing, Family and Social Statistics Division
General Social Survey 2001

Cycle 15: Family History

Public Use Microdata File Documentation
and User Guide



Statistics
Canada

Statistique
Canada

Canada



Statistics Canada
Housing, Family and Social Statistics Division

2001 General Social Survey, Cycle 15: Family History

Public Use Microdata file Documentation and User's Guide

Published by authority of the Minister responsible for Statistics Canada

© Minister of Industry, 2003

All rights reserved. No part of this publication may be reproduced, stored in a retrieval system or transmitted in any form or by any means, electronic, mechanical, photocopying, recording or otherwise without prior written permission from Licence Services, Marketing Division, Statistics Canada, Ottawa, Ontario, Canada K1A0T6.

April, 2003

Catalogue no. 12M0015GPE

Frequency: occasional

Ottawa

Cette documentation sur le fichier de microdonnées est disponible en français (No 12M0015GPF)

Note of appreciation

Canada owes the success of its statistical system to a long-standing partnership between Statistics Canada, the citizens of Canada, its businesses, governments and other institutions. Accurate and timely statistical information could not be produced without their continued cooperation and goodwill.

Data in many forms

Statistics Canada disseminates data in a variety of forms. In addition to publications, both standard and special tabulations are offered. Data are available on the Internet, compact disc, diskette, computer printouts, microfiche and microfilm, and magnetic tape. Maps and other geographic reference materials are available for some types of data. Direct online access to aggregated information is possible through CANSIM, Statistics Canada's machine-readable database and retrieval system.

How to obtain more information

Inquiries about this product and related statistics or services should be directed to: Client Services and Dissemination, Housing, Family and Social Statistics Division, Statistics Canada, Ottawa, Ontario, K1A 0T6 (telephone: (613) 951-5979) or to the Statistics Canada Regional Reference Centre in:

Halifax	(902) 426-5331	Regina	(306) 780-5405
Montréal	(514) 283-5725	Edmonton	(780) 495-3027
Ottawa	(613) 951-8116	Calgary	(403) 292-6717
Toronto	(416) 973-6586	Vancouver	(604) 666-3691
Winnipeg	(204) 983-4020		

You can also visit our World Wide Web site:
<http://www.statcan.ca>

Toll-free access is provided **for all users who reside outside the local dialing area** of any of the Regional Reference Centres.

National enquiries line	1 800 263-1136
National telecommunications device for the hearing impaired	1 800 363-7629
Order-only line (Canada and United States)	1 800 267-6677
Fax order line (Canada and United States)	1 877 287-4369

Ordering/Subscription information

All prices exclude sales tax

Catalogue no. 12M0015GPE is published (occasionally) as a standard paper product for \$2000.00 in Canada. Outside Canada the cost is US\$2000.00.

Please order by mail, at Statistics Canada, Dissemination Division, Circulation Management, 120 Parkdale Avenue, Ottawa, Ontario, K1A 0T6; by phone, at **(613) 951-7277** or **1 800 700-1033**; by fax, at **(613) 951-1584** or **1 800 889-9734**; or by Internet, at order@statcan.ca. For changes of address, please provide both old and new addresses. Statistics Canada products may also be purchased from authorized agents, bookstores and local Statistics Canada offices.

Standards of service to the public

Statistics Canada is committed to serving its clients in a prompt, reliable and courteous manner and in the official language of their choice. To this end, the agency has developed standards of service which its employees observe in serving its clients. To obtain a copy of these service standards, please contact your nearest Statistics Canada Regional Reference Centre.

**THE 2001 GENERAL SOCIAL SURVEY - CYCLE 15
FAMILY HISTORY**

Public Use Microdata File Documentation
and
User's Guide

April 2003

Aussi disponible en français

Table of Contents

1.	<i>INTRODUCTION AND SUMMARY</i>	2
2.	<i>OBJECTIVES OF THE GENERAL SOCIAL SURVEY</i>	5
3.	<i>CONTENT AND SPECIAL FEATURES OF GSS CYCLE 15</i>	6
4.	<i>SURVEY AND SAMPLE DESIGN</i>	8
5.	<i>COLLECTION</i>	10
6.	<i>PROCESSING</i>	11
7.	<i>ESTIMATION</i>	13
8.	<i>RELEASE GUIDELINES AND DATA RELIABILITY</i>	20
9.	<i>STRUCTURE OF THE FILE</i>	24
10.	<i>ADDITIONAL INFORMATION</i>	25

Appendix A. Approximate Variance Tables

Appendix B. Survey Questionnaire

Appendix C. Topical Index to Variables for the Main File

Appendix D. Data Dictionary for the Main File

Appendix E. Record Layout for the Main File

Appendix F. Alphabetical Index for the Main File

Appendix G. Data Dictionary for the Child File

Appendix H. Record Layout for the Child File

Appendix I. Alphabetical Index for the Child File

Appendix J. Data Dictionary for the Union File

Appendix K. Record Layout for the Union File

Appendix L. Comparison to Cycle 10 Questionnaire

Appendix M. Flow Chart to Section 5 – Children

Appendix N. Flow Chart to Section 9 – Work History

Appendix O. Flow Chart – Changes in who raised the respondent before the age of 15

1. INTRODUCTION AND SUMMARY

1.0 Introduction

This package is designed to enable interested users to access and manipulate the microdata file for the fifteenth cycle of the General Social Survey (GSS), conducted from February through December 2001. It contains information on the objectives, methodology and estimation procedures as well as guidelines for releasing estimates based on the survey. It also gives a description of how to correctly use the microdata files. Appendix A contains the Approximate Variance Tables with examples of their use. Appendix B contains the questionnaire. Appendix C contains the topical index for the main file. Appendices F and I contain the alphabetical indexes for the main file and the children's file. Appendix L contains a comparison with the Cycle 10 questionnaire and Appendices M to O contain flow charts for the questionnaire. The data dictionaries for the microdata files are found in Appendices D, G and J and Appendices E, H and K contain the record layouts. This package is available in machine-readable form.

1.1 Notes to User

There are three data files included in this package of microdata for GSS-15, the main file, the child file and the union file. Details on the structure of these files are given in Section 9.

1.2 General Social Survey Cycle 15 - Concepts, Methodology and Data Quality Summary

The information in this section should be used to ensure a clear understanding of the basic concepts that define the data provided in the GSS Cycle 15 Public Use Microdata file, of the underlying methodology of the survey and of key aspects of data quality. This information will provide you with a better understanding of the strengths and limitations of the data, and how they can be effectively used and analyzed. The information may be of particular importance to you when making comparisons with data from other surveys or sources of information and in drawing conclusions regarding change over time, differences between geographic area or differences between sub-groups of the target population. Further detail can be found in the following sections of this document.

1.2.1 Data Sources and Methodology

The General Social Survey (GSS) program gathers data on social subjects in order to monitor changes in the living conditions and well being of Canadians over time and to provide immediate information on specific social policy issues of current or emerging interest. Because the core content will supply data to inform specific policy issues. Cycle 15 of the GSS is the third cycle to collect detailed information on the family in Canada. Previous cycles of the GSS that collected family data were Cycle 5 and Cycle 10.

1.2.1.i General Methodology

The target population for Cycle 15 of the GSS is all persons 15 years of age and older in Canada, excluding:

1. residents of the Yukon, Northwest Territories, and Nunavut;
2. full-time residents of institutions.

Computer assisted telephone interviewing (CATI) was used to collect data for GSS-15. For sampling the target population was divided into geographic strata. Households were selected using a Random Digit Dialing method that gave each telephone number in a stratum an equal chance of being selected. One person aged 15 or older was randomly selected from each selected household to participate in the survey.

Respondents were interviewed in the official language of their choice and interviews by proxy were not allowed.

1.2.1.ii Reference Period

Data collection began in February 2001 and continued through to December 2001. The sample was evenly distributed over the 11 months. Questions asked as part of the survey had a variety of reference periods, such as the past week, the past month, and the past year.

1.2.1.iii Estimation

The estimation weights have been adjusted using a raking ratio calibration (post-stratification) technique to match Census based population estimates for strata and for provincial age-sex groups.

1.2.2 Concepts and Variables Measured

The survey collects a large number of data items for each selected respondent as well as some information about each member of the household of the respondent. The public use microdata file documentation includes an annotated list of all data items included in the file as well as the entire questionnaire used. Section 3 of this documentation gives a detailed summary of the content. Here is a brief outline:

- i. demographic characteristics such as age, sex, and marital status
- ii. parents (family origin)
- iii. brothers and sisters
- iv. marriages of respondent
- v. common-law union of respondent
- vi. fertility and family intentions
- vii. values and attitudes
- viii. education history
- ix. work history
- x. main activity
- xi. other characteristics

1.2.3 Data Accuracy

The methodology of this survey has been designed to control errors and to reduce the potential effects of these. However, the results of the survey remain subject to error due to both sampling error and non-sampling error (the difference between the estimates and the true values not due to sampling).

1.2.3.i Sampling error

As the data are based on a sample of persons they are subject to sampling error. That is, estimates based on a sample will vary from sample to sample, and typically they will be different from the results that would have been obtained from a complete census. The potential range of this difference has been estimated for key data and used to produce tables that can be used to estimate the sampling variability of many estimates. These tables and instructions for and examples of their use are found in Appendix A and Section 8 of the Public Use Microdata File Documentation and User's Guide.

1.2.3.ii Non-sampling error

Even a census of the population of interest produces estimates subject to error. While these are called non-sampling errors, estimates from samples still contain errors of this type. Common sources of these errors are imperfect coverage, non-response, response errors, and processing errors.

Coverage of the GSS-15 targeted population by the RDD frame is estimated to be more than 98% complete; rates of telephone service are very high in Canada. These rates are high for virtually all socio-demographic groups, but are lowest among those households with the lowest incomes. As a result persons living in such households are slightly under-represented in the GSS-15 sample. In addition, while every effort was made to avoid non-response, the non-response rate for GSS-15 was 21%. Little or nothing is known about the non-responding cases, and so the results may be biased to the extent that the non-responding cases differ from those that provided responses.

2. OBJECTIVES OF THE GENERAL SOCIAL SURVEY

The GSS program, established in 1985, conducts telephone surveys across the 10 provinces. The GSS is recognized for its regular collection of cross-sectional data that allows for trend analysis, and its capacity to test and develop new concepts that address emerging issues.

The two primary objectives of the GSS are:

- a) to gather data on social trends in order to monitor changes in the living conditions and well-being of Canadians over time; and
- b) to provide immediate information on specific social policy issues of current or emerging interest.

To meet the stated objectives, the data collected by the GSS are made up of three components: Classification, Core and Focus. Classification content consists of variables used to delineate population groups and for use in the analysis of Core and Focus data. Examples of classification variables are age, sex, education, and income. Core content, such as family history, is designed to obtain information that monitors social trends or measures changes in society related to living conditions or well-being. Focus content, aimed at the second survey objective of the GSS, is not part of the 2001 GSS because the core content will supply data to inform specific policy issues.

Cycle 15 of the GSS is the third cycle to collect detailed information on families in Canada. The 1990 GSS (Cycle 5) and the 1995 GSS (Cycle 10) collected similar data and provide the capability to look at trends in family formation.

3. CONTENT AND SPECIAL FEATURES OF GSS CYCLE 15

The content of the questionnaire is outlined below.

Control Form

This survey uses the Random Digit Dialing approach to select households. The Control Form gathers information about the household composition, including age, sex, and marital status of members. A respondent is randomly selected from among the eligible persons (people 15 years of age or older) in the household. The relationship of all household members to one another is determined and the main questionnaire is completed for the respondent. Proxy interviews are not accepted. Also included in this section is a series of telephone questions used for weighting that ask respondents about the number of telephones numbers in their homes and how many are for business, computer or fax use only.

Section A: Parents (family origins)

This section covers the respondent's childhood, when respondent was born, parent's characteristics and when the respondent left home

Section B: Brothers and sisters

This section queries information on the number and status of the respondent's brothers and sisters.

Section C: Marriages of Respondents

This section asks about the marriage(s) of respondents (up to 3).

Section D: Common-law unions of respondents

This section asks about the common-law unions of respondents (up to 3).

Section E: Children

This section asks the respondent about the number of children they have given birth to or fathered, adopted or raised; number of grandchildren; prepares a roster of the children of the respondent who do not live in the household full-time; and the amount of contact with children.

Section F: Fertility and family intentions

This section obtains information about the respondent's intentions towards raising a family.

Section G: Values and Attitudes

This section asks the respondent to answer questions regarding their childhood; and about their personal and family life

Section H: Education history

This section asks about the educational background of the respondent.

Section I: Work History

The section requests the respondent to provide their work activities and/or work interruptions.

Section J: Main Activity

The section asks the respondent about their paid and unpaid activities during the last twelve months.

Section K: Other Characteristics

This section provides background demographic characteristics for the respondent, including migration patterns, religion, housing arrangements, and income. Education and work history information is collected for the respondent's spouse/partner (if living in the respondent's home).

4. SURVEY AND SAMPLE DESIGN

Data for Cycle 15 of the GSS were collected with 10 independent monthly samples from February 2001 to December 2001 (no sample was associated with March 2001). The initial monthly sample size was designed to collect 25,000 responses over 11 monthly samples. When the March 2001 collection period was cancelled for operational reasons, its sample was redistributed evenly over the remaining 9 months of collection. The samples were all selected using the random digit dialing (RDD) technique known at Statistics Canada as the Elimination of Non-Working Banks (ENWB). A description of this method is provided in Section 4.3. The target population is discussed in Section 4.1 and the stratification used in the survey design is outlined in Section 4.2.

4.1 Target Population

The target population for Cycle 15 of the GSS was all persons 15 years of age and older in Canada, excluding:

1. residents of the Yukon, Northwest Territories, and Nunavut;
2. full-time residents of institutions.

The survey employed Random Digit Dialing (RDD), a telephone sampling method, and so households without telephones had no chance of being selected for the sample. There is evidence, however, that persons living in such households represent less than 2% of the target population. Survey estimates have been adjusted (weighted) to represent all persons in the target population, including those without telephones. The tacit assumption is that, given the small number of people without telephones, their characteristics are not different enough from those of the rest of the target population to have an impact on the estimates. Since no one without a telephone is in the sample, this assumption cannot be verified using GSS data. Some characteristics of the population without telephones have been examined using data from the Survey of Consumer Finance and the Household Facilities and Equipment Survey. Telephone ownership is high among virtually all socio-economic groups, but is lowest among the 3% of the population with the lowest household income (less than \$10,000). The telephone ownership rate was 92.6% for this population, while it was over 96% for all other groups.

4.2 Stratification

In order to carry out sampling, each of the ten provinces was divided into strata and separate samples were selected from each stratum. These strata were defined geographically.

Many Census Metropolitan Areas (CMAs) were separate strata. This was the case for St. John's, Halifax, Saint John, Montreal, Quebec City, Toronto, Ottawa, Hamilton, Winnipeg, Regina, Saskatoon, Calgary, Edmonton, Vancouver and Victoria. CMAs not on this list are located in Quebec and Ontario. Two additional strata were formed by grouping the remaining CMAs in each of these two provinces. Finally, the non-CMA areas of each of the ten provinces were also grouped to form ten more strata. This resulted in 27 strata in all. This is the same stratification used for Cycle 13 but is different from that used for Cycle 14 and many previous cycles of the GSS, when there were 21 strata in all.

The size of the responding sample for Cycle 15 was 24,310, similar in size to that of Cycles 13 and 14, but an increase by a factor of about 2½ from previous GSS cycles.

For this cycle, the sample design focus was an enhanced ability to make estimates for the largest CMAs. As a result, the allocation method balanced the need for national and stratum level estimation. This allocation was made separately for the CMA and non-CMA strata with Montreal and Toronto as separate

strata. Others CMAs received a sample size proportional to their size within the CMA allocation stratum. 24,900 cases were allocated this way. The allocated sample size for the Victoria stratum was too small for monthly collection. For this reason, the additional 100 cases were assigned to this stratum. Finally, the resulting numbers were compared with those needed to ensure that stratum estimates would have acceptably low sampling variability. No adjustment was necessary.

4.3 Elimination of Non-working Banks RDD Design

The Elimination of Non-Working Banks (ENWB) sampling technique is a method of Random Digit Dialing in which an attempt is made to identify all working residential banks¹ for an area (i.e. to identify all banks containing at least one number that belongs to a household). Thus, all telephone numbers within non-working banks are eliminated from the sampling frame.

For each province, lists of telephone numbers in use were purchased from the telephone companies and lists of working banks were extracted. Each bank was assigned to a stratum within its province.

A special situation exists in British Columbia, Ontario, and Quebec because some small areas are serviced by telephone companies for which we did not have lists. Area code - prefixes² not on our list files were identified. A commercially available database of telephone numbers captured from paper directories was used to find the working banks for these area code - prefixes. For area code - prefixes not found on this database, all 100 banks were generated and added to the sampling frame to ensure complete coverage by the frame.

In each stratum, a simple random sample without replacement of telephone numbers was selected by choosing a simple random sample with replacement of banks from the frame, and then randomly generating (without replacement) the last two digits for each bank to obtain the telephone number. The entire monthly sample of telephone numbers was produced before the first day of interviewing for the month. Therefore, a prediction of the percentage of numbers dialed that would reach households had to be made (this is known as the "hit rate"). The hit rates observed for the Cycle 14 RDD sample were used to estimate the hit rates for Cycle 15 during the early months of collection. Predicted hit rates were adjusted in later months to reflect the hit rates observed during the previous months of Cycle 15 collection.

For Cycle 15 of the GSS, 42.6% of the numbers dialed reached households. An attempt was made to conduct a GSS interview with one randomly selected person from each of these households.

¹ A bank of telephone numbers is a set of 100 numbers with the same first eight digits (i.e. the same Area Code-Prefix-Bank ID). Thus 613-951-9180 and 613-951-9192 are in the same bank, but 613-951-9280 is in a different bank.

² An area code - prefix is determined by the first six digits of a telephone number, for instance 613-951.

5. COLLECTION

Computer assisted telephone interviewing (CATI) was used to collect data for the GSS. Households were selected through Random Digit Dialing methods. When a private household was reached, interviewers enumerated all household members, collecting basic demographic information including age, sex and marital status. An algorithm was then used to randomly select one household member (age 15 and older) to participate in the survey. Respondents were interviewed in the official language of their choice. Interviews by proxy were not allowed. Data collection began in February 2001 and continued through to December 2001. The sample was evenly distributed over the 11 months. The overall response rate during collection for Cycle 15 was 79%.

All interviewing took place using centralized telephone facilities in four of Statistics Canada's regional offices, with calls being made from approximately 9:00 a.m. until 9:00 p.m., Monday to Saturday inclusive. The four regional offices were: Halifax, Montreal, Winnipeg and Vancouver. Statistics Canada staff trained interviewers in survey concepts and procedures as well as telephone interviewing techniques using CATI. The majority of interviewers had previous experience interviewing for the GSS. It would be too lengthy to include all the survey manuals as part of this documentation package.

However, more information can be obtained from Statistics Canada (see Section 9). Shown below is a list of the manuals used in the survey:

GSS Cycle 15 Training Guide
GSS Cycle 15 Interviewer's Manual

6. PROCESSING

6.1 Data Capture

Using CATI, responses to survey questions were entered directly into computers as the interview progressed. The CATI data capture program allowed a valid range of codes for each question and built-in edits, and automatically followed the flow of the questionnaire. The information output by the CATI system was transmitted electronically to head office in Ottawa.

6.2 Coding

Several questions allowing write-in responses had this information coded into either new unique categories, or to a listed category if the write-in information duplicated a listed category. Where possible (e.g., occupation, industry, language, education, country of birth, religion), the coding followed the standard classification systems as used in the Census of Population.

6.3 Edit and Imputation

All survey records were subjected to computer edits throughout the course of the interview. The CATI system principally edited flow of the questionnaire and identified out of range values. As a result, such problems could be immediately resolved with the respondent. If the interviewer was unable to correctly resolve the detected errors, it was possible for the interviewer to bypass the edit and forward the data to head office for resolution. All interviewer comments were reviewed and taken into account in head office editing. Head office edits performed the same checks as the CATI system as well as more detailed edits. Due to the nature of the survey, imputation was not appropriate for most items so missing data were usually coded as 'not stated'.

The flow editing carried out by head office followed a 'top down' strategy, in that whether or not a given question was considered "on path" was based on the response codes to the previous questions. If the response codes to the previous questions indicated that the current question was "on path", the responses, if any, to the current question were retained, though "don't know" was recoded as 8 (98 or 998, etc.) and refusals were recoded as "Not Stated", i.e. 9 (99 or 999, etc.). If, however, a response was missing to the current question, it was coded as "Not Stated", i.e. 9 (99 or 999, etc.). If the response codes to the previous questions indicated that the current question was "off path" because the respondent was clearly identified as belonging to a sub-population for which the current question was inappropriate or not of interest, the current question was coded as "Not Applicable", i.e. 7 (97 or 997, etc.).

Non-response was not permitted for those items required for weighting. Values were imputed in the rare cases where either of the following were missing: sex or number of residential telephone lines. The imputation was based on a detailed examination of the data and the consideration of any useful data such as the ages and sexes of other household members, and the interviewer's comments. The number of residential telephone lines was assumed to be one (1) when the respondent failed to provide the information.

6.4 Creation of Combined and Derived Variables

Some variables on the file have been derived from information collected on the questionnaires. In some cases, the derived variables are straightforward and involve collapsing of categories. In other cases, two or more variables have been combined to create a new variable. The data dictionary identifies which variables are derived and the nature of their derivation.

6.5 Amount of Detail on Microdata File

In order to guard against disclosure, the amount of detail included on this file is less than is available on the master file retained by Statistics Canada. Variables with extreme values have been capped and information for some variables has been aggregated into broader classes (e.g., occupation, religion, country of birth). In rare cases, certain variables have been modified in order to protect the confidentiality of respondents.

7. ESTIMATION

When a probability sample is used, as was the case for the GSS, the principle behind estimation is that each person selected in the sample represents (in addition to himself/herself) several other persons not in the sample. For example, in a simple random sample of 2% of the population, each person in the sample represents 50 persons in the population (himself/herself and 49 others). The number of persons represented by a given respondent is usually known as the weight or weighting factor.

One weight is included on the GSS-15 Microdata file:

WGHT_PER: This is the basic weighting factor for analysis at the person level, i.e. to calculate estimates of the number of persons (non-institutionalized and aged 15 and older) having one or several given characteristics. WGHT_PER should be used for all estimates. For example, to estimate the number of persons who were living with common-law partner, the value of WGHT_PER is summed over all records with this characteristic (PR_CL=1).

GSS Cycle 15 was a survey of individuals and the Microdata file contains questionnaire responses and associated information from 24,310 respondents.

GSS Cycle 15 was not designed to be a survey of households, so question such DW_Q10: **In what type of dwelling are you now living?** Should be used to estimate the number of persons who live in a particular type of dwelling. For example, to estimate the number of persons that live in low-rise apartments, WGHT_PER should be summed over all records with this characteristic (DW_Q10='05').

7.1 The Weighting Process

The choice of the weighting factor to assign to each respondent is not a simple or straightforward one. A natural choice for probability samples is the inverse of the probability of selection, but even this generally needs to be adjusted for non-response. The objective of the weighting process is to assign weights that improve the estimates made from the survey. To accomplish this, the GSS adjusts an initial weight (the inverse of the probability of selection) to arrive at a final weight that makes the weighted file more representative of the target population.

Each month of data collection for GSS can be viewed as an independent survey. In the first four steps of the weighting process, the weights for each of these monthly surveys are determined independently. When the weighted data are combined, each month's sample contributes to the estimates in proportion to the Canadian population for that month.

Under the Elimination of Non-Working Banks (ENWB) sampling technique used in this survey, each telephone number within a stratum has an equal probability of selection.

This probability is equal to:

$$\frac{\text{Number of telephone numbers sampled within the stratum}}{\text{Total number of possible telephone numbers within the stratum}}$$

(The total number of possible telephone numbers for a stratum is equal to the number of working banks for the stratum multiplied by 100).

1) *Basic Weight Calculation*

Each telephone number (responding, non-responding, and out-of-scope) in the RDD sample was assigned a weight equal to the inverse of its probability of selection. This weight was calculated independently for each stratum-month group as follows:

$$\frac{\text{Total number of possible telephone numbers in each stratum-month group}}{\text{Number of sampled telephone numbers in each stratum-month group}}$$

Only in-scope (household) telephone numbers were used in the subsequent weighting steps.

2) *Non-Response Adjustment*

Weights for responding household telephone numbers were adjusted to represent non-responding household telephone numbers. This was done independently within each stratum-month group. The basic weights were adjusted by multiplying by the following factor:

$$\text{Factor 1} = \frac{\text{Total of the basic weights of all household telephone numbers in each stratum-month group}}{\text{Total of the basic weights of responding household telephone numbers in each stratum-month group}}$$

Only the responding cases were used in the subsequent weighting steps.

3) *Household Weight Calculation*

The weight from Step 2 was used as an initial household weight. For households with more than one residential telephone number (i.e. not used for business, fax or computer purposes only), this weight was adjusted downward to account for the fact that such households had a higher probability of being selected. The weight for each household was divided by the number of residential telephone numbers that serviced the household.

$$\text{Factor 2} = \frac{1}{\text{Number of non-business telephone numbers}}$$

This produces a household weight (= Basic Weight * Factor 1 * Factor 2) that reflects the probability of selection of the household, adjusted for non-response.

4) *Person Weight Calculation*

A basic person weight was then calculated for the respondent by multiplying the household weight by the number of persons in the household who were eligible to be selected for the survey (i.e. the number of persons 15 years of age or older).

This produces the basic person weight = Basic Weight * Factor 1 * Factor 2 * Number of eligible household members. This reflects the probability of selection of the respondent, adjusted for non-response.

5) *Adjustment of Person Weight to External Totals*

The basic person weights were then adjusted using a raking ratio procedure. This procedure ensures that the weighted sample file is representative of the population with respect to certain characteristics. As used by the GSS, it ensures that weighted estimates of the size of certain subgroups of the population produced from the survey agree with external reference totals for these population sizes. Two sets of external references were used for this survey, population sizes for strata by month; and for age-sex groups by province. To the extent that the characteristics we measure are correlated with age-sex groups and with the strata, this adjustment or calibration of the weights will improve the accuracy of estimates.

It should be noted that persons living in households without telephone service are included in the external reference totals even though such persons were not sampled.

5a) *Stratum - Month Adjustment*

An adjustment was made to the person weights on records within each stratum for each month in order to make GSS population estimates consistent with the official population estimates produced by Statistics Canada's Demography Division. This was done by multiplying the person weight for each record within the stratum by the following ratio:

$$\frac{\text{Official population estimate for the stratum-month}}{\text{Sum of the person weights for the stratum-month}}$$

5b) *Province - Age - Sex Adjustment*

The next weighting step was to adjust the weights to agree with projected province-age-sex population distributions. Official population estimates were obtained for males and females within the following sixteen age groups:

15-19,	20-24,	25-29,	30-34,
35-39,	40-44,	45-49,	50-54,
55-59,	60-64,	65-69,	70-74,
75-79,	80-84,	85-89,	90 +

For each of the resulting province-age-sex groups, the person weights for records within the group were adjusted by multiplying by the following ratio:

$$\frac{\text{Official population estimate for the province-age-sex group}}{\text{Sum of the person weights of records for the province-age-sex group}}$$

where,

$$\text{Official population estimate} = \frac{\text{Dec 2001} \quad \Sigma \quad \text{Official population estimate for province-age-sex group}}{\text{Feb 2001, Apr 2001*}}$$

$$10$$

* (no sample associated with March 2001)

When sample sizes were small, two or more age groups for the same province and sex were combined before this adjustment was made.

5c) *Raking Ratio Adjustments*

The weights of each respondent were adjusted several times using a raking ratio procedure. This procedure ensured that estimates produced for stratum-month and province-age-sex totals would agree with the official population estimates. This adjustment was made by repeating steps 5a) and 5b) of the weighting procedures until each repetition of the step made a minimal adjustment to the weights.

6) *Final Person Weight*

The weight produced at the end of 5) is the final person weight WGHT_PER placed on the Main File.

7.2 *Weighting Policy*

Users are cautioned against releasing unweighted tables or performing any analysis based on unweighted survey results. As was discussed in Section 7.1, there were several weight adjustments performed that depended on the province, stratum, age and sex of the respondent. Sampling rates as well as non-response rates varied significantly from province to province, and non-response rates varied with demographic characteristics. For example, it is known that within our target population, younger males are more likely to be non-respondents. This is supported by the data. In the responding sample, 3.1% were males between the ages of 15 and 19, while in the overall population sampled, approximately 4.3% were males between 15 and 19. Therefore, it is clear that unweighted sample counts cannot be considered to be representative of the survey target population.

Contact was made or attempted with 30,657 households during the survey. From these households, 24,310 usable responses were obtained, for a response rate of 79.3% (when it is assumed that all of the households for which there was no response were "in scope", i.e., had at least one eligible member). The distribution of types of non-response and response is shown in the table below:

Total sample of households	30,657	100%
1 Households not reached	187	0.6%
2 Household refusal	2,290	7.5%
3 Other household non-response	1,383	4.5%
4 Selected person refusal	995	3.3%
5 Other person level non-response	1,492	4.9%
6 Responses	24,310	79.3%

Lines 1, 2, and 3 above represent non-response that occurred at the household level; in total there were 3,860 household non-responses, 12.6% of the sample of households. Line 1 indicates the number of households that could not be reached during the entire survey period ("ring-no-answer" households). Lines 4 and 5 represent non-response that occurred after the respondent for the household had been selected. In total there were 2,487 of these person level non-responses, 8.1% of the sample of households. The 'other non-response' categories include cases where a response could not be obtained due to language difficulties or other problems.

7.3 Types of Estimates

As previously mentioned, a basic person weight has been assigned to each sampled individual and, as described in section 7.1, these weights have been adjusted to reflect the age and sex composition of the various provincial populations as estimated by Statistics Canada for each month covered by Cycle 15.

$$\begin{aligned} 24,310 \\ \sum_{i=1} \text{WGHT_PER} &= 24,927,899 \\ &= \text{an estimate of the number of persons 15 years of age and older in} \\ &\quad \text{the population (an average over the months of cycle 15} \\ &\quad \text{collection).} \end{aligned}$$

Two types of 'simple' estimates are possible from the results of the General Social Survey. These are qualitative estimates (estimates of counts or proportions of people possessing certain qualities or characteristics) and quantitative estimates involving quantities or averages. More complex estimation and analyses are covered in Section 7.4.

7.3.1 Qualitative Estimates

It should be kept in mind that the target population for the GSS was non-institutionalized persons 15 years of age or older, living in the ten provinces. Qualitative estimates are estimates of the number or proportion of this target population possessing certain characteristics. The number of people (4,502,285) who answered that their highest level of education obtained was 'High school diploma' (EDU5 = 4) is an example of this kind of estimate. These estimates are readily obtained by summing the person weights (WGHT_PER) of the records possessing the characteristic of interest.

This estimate does not, however, adjust for non-response to the question in any way. If we make the assumption that those who either refused to answer the question or who responded 'don't know' have the same distribution as those who responded, then an adjusted estimate can be made. To do this, ignore the respondents with a 'Not stated' or 'Don't know' answer to question EDU5 and estimate the desired proportion of the target population using only the remaining respondents. This estimated proportion is the ratio of the sum of the weights for those respondents who answered that their highest level of education obtained was 'High school diploma' (EDU5 = 4) (4,502,285) to the sum of the weights for those respondents for whom the highest level of education obtained is known (EDU5 = 1, 2, 3, 4, or 5) (23,570,998). This proportion is then multiplied by the size of the target population to produce the final estimate:

$$4,761,466 = 24,927,899 \times \frac{4,502,285}{23,570,998}$$

When the proportion of responses that are 'don't know' or 'refused' is high, the differences between the two estimates will be large. A similar adjustment for non-response only could be done by ignoring the

'Not stated' respondents only. These adjustments are not necessary, but often produce more useful estimates. Without such an adjustment the estimates divide the population into those with a characteristic, those without the characteristic, and those for whom the questionnaire could not determine the characteristic. With the adjustment, one divides the population into those with and those without the characteristic.

Another example of a qualitative estimate is the number of people (8,430,879) who were very satisfied with the amount of time they spend with their children (OC_Q10 = '1'). Again this estimate does not adjust for non-response to the question in any way. The adjustment is done and a final estimate produced by following the same method used in the previous example. We end up with the final estimate being:

$$8,536,574,9 = 16,191,537 \times \frac{8,430,879}{15,991,051}$$

7.3.2 Quantitative Estimates

Some variables on the General Social Survey microdata files are quantitative in nature (e.g. age, number of weeks worked at a job or business in the past 12 months). From these variables, it is possible to obtain such estimates as the average number of weeks worked in the last 12 months. These quantitative estimates are of the following ratio form:

$$\text{Estimate (average)} = X / Y$$

The numerator (X) is a quantitative estimate of the total of the variable of interest (for example, the number of weeks worked in the past 12 months) for a given subpopulation (for example, males in Ontario who were employed in the past 12 months). In this example, X would be calculated by multiplying the person weight (WGHT_PER) by the variable of interest (PW_Q170) when it is known, $1 \leq PW_Q170 \leq 52$, (i.e. not equal to '97', '98' or '99'), and summing this product over all records for males in Ontario who were employed i.e. SEX=1 and PRV=35 and $(1 \leq PW_Q170 \leq 52)$, which yields 169,782,490.

The denominator (Y) is the qualitative estimate of the number of persons within that subpopulation (males in Ontario who were employed in the past 12 months for whom we have a valid number of weeks). In this example, Y would be calculated by summing the person weight (WGHT_PER) over all male respondents in Ontario with $1 \leq PW_Q170 \leq 52$, yielding 3,586,215.

The two estimates X and Y are derived independently and then divided to provide the quantitative estimate. The average number of weeks is then calculated to be:

$$\frac{169,782,490}{3,586,215} = 47.3$$

7.4 Guidelines for Analysis

As is detailed in Section 4 of this document, the respondents from the GSS do not form a simple random sample of the target population. Instead, the survey had a complex design, with stratification and multiple stages of selection, and unequal probabilities of selection of respondents. Using data from such complex surveys presents problems to analysts because the survey design and the selection probabilities affect the estimation and variance calculation procedures that should be used.

The GSS used a stratified design, with significant differences in sampling fractions between strata. Thus, some areas are over-represented in the sample (relative to their populations) while some other areas are relatively under-represented; this means that the unweighted sample is not representative of the target population, even if there were no non-response. Non-response rates may vary by demographic group (see section 7.2), making the unweighted sample even less representative.

The survey weights must be used when producing estimates or performing analyses in order to account as much as possible for the geographic over- or under-representation and for the over- or under-representation of age-sex groups or months of the year in the unweighted file. While many analysis procedures found in statistical packages allow weights to be used, the meaning or definition of the weight in these procedures often differs from that which is appropriate in a sample survey framework, with the result that, while in many cases the estimates produced by the packages are correct, the variances that are calculated may be almost meaningless.

For many analysis techniques (for example linear regression, logistic regression, estimation of rates and proportions, and analysis of variance), a method exists that can make the variances calculated by the standard packages more meaningful. If the weights of the respondents, or of the subset of the respondents being used in the analysis, are rescaled so that the average weight is one (1), then the variances produced by the standard packages will be more reasonable. They still will not take into account the stratification and clustering of the sample's design, but they will take into account the unequal probabilities of selection. This rescaling can be accomplished by dividing each weight by the overall average weight before the analysis is conducted.

For an analysis of all respondents who were living with a common-law partner, the following steps are required:

- Select all respondents from the file who were living with a common-law partner (PR_CL=1);
- Calculate the Average Weight of WGHT_PER for these records;
- For each of these respondents calculate a "working" weight equal to WGHT_PER / Average Weight;
- Perform the analysis for these respondents using the "working" weight.

Section 8 describes sampling variability and data reliability in more detail and Appendix A provides a series of tables that can be used to estimate the sampling variability of many qualitative estimates of totals and proportions.

8. RELEASE GUIDELINES AND DATA RELIABILITY

It is important for users to become familiar with the contents of this section before publishing or otherwise releasing any estimates derived from the General Social Survey microdata files.

This section of the documentation provides guidelines to be followed by users. With the aid of these guidelines, users of the microdata files should be able to produce figures consistent with those produced by Statistics Canada and in conformance with the established guidelines for rounding and release. The guidelines can be broken into four broad sections: Minimum Sample Sizes for Estimates; Sampling Variability Policy; Sampling Variability Estimation; and Rounding Policy.

8.1 Minimum Sample Size for Estimates

Users should determine the number of records on the microdata file that contribute to the calculation of a given estimate. This number should be at least 15. When the number of contributors to the weighted estimate is less than this, the weighted estimate should generally not be released regardless of the value of the Approximate Coefficient of Variation. If it is, it should be with great caution and the insufficient number of contributors associated with the estimate should be prominently noted.

8.2 Sampling Variability Guidelines

The estimates derived from this survey are based on a sample of households. Somewhat different figures might have been obtained if a complete census had been taken using the same questionnaire, interviewers, supervisors, processing methods, etc. The difference between the estimates obtained from the sample and the results from a complete count taken under similar conditions is called the sampling error of the estimate.

Errors which are not related to sampling may occur at almost every phase of a survey operation. Interviewers may misunderstand instructions, respondents may make errors in answering questions, the answers may be incorrectly entered into the CATI system, and errors may be introduced in the processing and tabulation of the data. These are all examples of non-sampling errors.

Over a large number of observations, randomly occurring errors will have little effect on estimates derived from the survey. However, errors occurring systematically will contribute to biases in the survey estimates. Considerable time and effort was made to reduce non-sampling errors in the survey. Quality assurance measures were implemented at each step of the data collection and processing cycle to monitor the quality of the data. These measures included the use of highly skilled interviewers, extensive training of interviewers with respect to the survey procedures and questionnaire, observation of interviewers to detect problems of questionnaire design or misunderstanding of instructions, procedures to ensure that data capture errors were minimized and coding and edit quality checks to verify the processing logic.

8.2.1 Non-sampling Errors

A major source of non-sampling errors in surveys is the effect of non-response on the survey results. The extent of non-response varies from partial non-response (failure to answer just one or a few questions) to total non-response. Total non-response occurred because the interviewer was unable to contact the selected respondent, the respondent was unable to provide the information (perhaps due to a language problem), or the respondent refused to participate in the survey. Total non-response was handled by adjusting the weight of households who responded to the survey to compensate for those who did not respond.

In most cases, partial non-response to the survey occurred when the respondent did not understand or misinterpreted a question, refused to answer a question, or could not recall the requested information. When there was partial non-response, the GSS did not impute responses, but instead left the answer as 'Not stated'.

8.2.i Sampling Errors

Since it is an unavoidable fact that estimates from a sample survey are subject to sampling error, sound statistical practice calls for researchers to provide users with some indication of the magnitude of this sampling error.

Although the exact sampling error of an estimate, as defined above, cannot be measured from sample results alone, it is possible to estimate a statistical measure of sampling error, the standard error, from the sample data. Using the standard error, confidence intervals for estimates (ignoring the effects of non-sampling error) may be obtained under the assumption that the estimates are normally distributed about the true population value. The chances are about 68 out of 100 that the difference between a sample estimate and the true population value is less than one standard error, about 95 out of 100 that the difference is less than two standard errors, and it is virtually certain that the difference is less than three standard errors.

Since the absolute size of the sampling error of an estimate is often less important than its relative size (relative to the estimate itself) the standard error is not always the best measure of sampling error. For example, a standard error of 10 for an estimate of 20 would generally be taken as indicating that the estimate is a poor one, while the same standard error for an estimate of 1,000 would generally indicate a good estimate. For this reason the size of the sampling error is often expressed relative to the size of the estimate, as the coefficient of variation (c.v.). The coefficient of variation of an estimate is obtained by dividing the standard error of the estimate by the estimate itself, and the resulting fraction is usually expressed as a percentage. In the above example, the first estimate has a c.v. of 50% (10/20), while the second has a c.v. of 1% (10/1,000).

Guidelines for Release of Estimates

When considering releasing and/or publishing an estimate from the microdata file, users should consult the table below and follow the guideline that matches the coefficient of variation of the estimate.

Type of Estimate	Coefficient of Variation	Guidelines for Release
1. With Moderate Sampling Variability	0.0% to 16.5%	Estimates can be considered for general unrestricted release. No special notation is required.
2. With High Sampling Variability	16.6% to 33.3%	Estimates can be considered for general unrestricted release but should be accompanied by a warning cautioning users of the high sampling variability associated with the estimates.
3. With Very High Sampling Variability	33.4% or over	Estimates should generally not be released, but when they are it should be with great caution and the very high sampling variability associated with the estimate should be prominently noted.

Note: The sampling variability guidelines should be applied to rounded estimates.

8.3 Estimates of Variance

Variance estimation is described separately for qualitative and quantitative estimates.

8.3.1 Sampling Variability for Qualitative Estimates

Derivation of the sampling variability of each of the qualitative estimates that could be generated from the survey would be an extremely costly procedure, and for most users, an unnecessary one. Consequently, approximate measures of sampling variability, in the form of tables, have been developed for use and are included in APPENDIX A ("Approximate Variance Tables"). These tables were produced using the coefficient of variation formula based on a simple random sample. Since the design of Cycle 15 of the General Social Survey was not a simple random sample, a factor called the Design Effect has been introduced into the variance formula.

The Design Effect of an estimate is the actual variance of the estimate (taking into account the sample design that was used) divided by the variance that would have resulted if the estimate had been derived from a simple random sample of the same size. The Design Effect used to produce the Approximate Variance Tables has been determined by first estimating Design Effects for a wide range of characteristics and then choosing among these a conservative value which will not give a false impression of high precision. These Design Effects are specified in the table that follows.

<u>Geographic Area</u>	<u>Design Effect</u>
Canada	1.38
Newfoundland	1.34
Prince Edward Island	1.22
Nova Scotia	1.27
New Brunswick	1.84
Quebec	1.23
Ontario	1.23
Manitoba	1.21
Saskatchewan	1.19
Alberta	1.28
British Columbia	1.26
Atlantic Region	1.56
Prairie Region	1.37

Approximate variance tables for estimates using WGHT_PER are provided at the Canada and provincial levels as well as for the Atlantic and Prairie Regions.

It should be noted that all coefficients of variation in these tables are approximate and therefore unofficial. Variable-specific estimates of variance can be calculated by Statistics Canada on a cost recovery basis. The use of variable-specific variance calculation instead of the table-based approximations may allow users to feel more certain of the quality of their estimates, especially those with coefficients of variation estimated from the tables in the "Very High Sampling Variability" range (see the guidelines regarding the release of the survey estimates on preceding pages).

Statistics Canada is investigating the feasibility of releasing to GSS microdata file users a set of supplementary weights that would allow them to calculate a variable-specific variance for any estimate

produced from the microdata file. The variance calculation would be done using the bootstrap method. A large number of additional weights, known as bootstrap weights, would be provided for each respondent. When a variable-specific variance estimate is required, the estimate for the variable in question would be first made with the standard weight, and then using each of the bootstrap weights in its place to produce many bootstrap versions of the same estimate. The variance of the set of bootstrap estimates can be used to calculate an estimate of the sampling variability of the estimate of interest. Please contact Statistics Canada for more information on the availability of the bootstrap weights and on the bootstrap method for the calculation of variable specific variance estimates by microdata file users.

8.3.2 Sampling Variability for Quantitative Estimates

Approximate variances for quantitative variables cannot be as conveniently summarized. As a general rule, however, the coefficient of variation of a quantitative total will be larger than the coefficient of variation of the corresponding qualitative estimate (e.g., the number of persons contributing to the quantitative estimate). If the corresponding qualitative estimate has high sampling variability, then the quantitative total will in general have high sampling variability as well.

8.4 Rounding

In order that estimates produced from the General Social Survey microdata files correspond to those produced by Statistics Canada, users are urged to adhere to the following guidelines regarding the rounding of such estimates. It may be misleading to release unrounded estimates, as they imply greater precision than actually exists.

8.4.1 Rounding Guidelines

- 1) Estimates of totals in the main body of a statistical table should be rounded to the nearest thousand using the normal rounding technique (see definition in Section 8.4.2).
- 2) Marginal subtotals and totals in statistical tables are to be derived from their corresponding unrounded components and then are to be rounded themselves to the nearest thousand units using normal rounding.
- 3) Averages, proportions, rates and percentages are to be computed from unrounded components and then are to be rounded themselves to one decimal using normal rounding.
- 4) Sums and differences of aggregates and ratios are to be derived from corresponding unrounded components and then rounded to the nearest thousand units or the nearest one decimal using normal rounding.
- 5) In instances where, due to technical or other limitations, a different rounding technique is used, resulting in estimates different from Statistics Canada estimates, users are encouraged to note the reason for such differences in the released document.

8.4.2 Normal Rounding

In normal rounding, if the first or only digit to be dropped is 0 to 4, the last digit to be retained is not changed. If the first or only digit to be dropped is 5 to 9, the last digit to be retained is raised by one. For example, the number 8499 rounded to thousands would be 8000 and the number 8500 rounded to thousands would be 9000.

9. STRUCTURE OF THE FILE

In view of the nature of the data, the microdata file consists of three subfiles described below.

The Main File consists of one record per respondent and provides the data for most sections of the questionnaire. It has therefore 24,310 records. Each record contains 669 variables. An exhaustive list of these variables can be found in the data dictionary.

The Child File consists of all children ever raised by the respondent (excluding foster children). Each respondent generated a variable number of records. The maximum number of biological, step and adopted children reported are respectively 10, 5 and 5. In situations where the respondent had more than 10 biological children, the oldest and the nine youngest were put on the file. The same logic was used for step and adopted children. The file has 41,461 records. Each record contains 97 variables.

During the processing of GSS-15, it was determined that some children had been missed in the collection of data for the Child File. Approximately 2,000 birth children (about 5 percent of all birth children) were missing from this file. These missing children are not a random sample of all children but are skewed towards older parents, for instance 16% of all children are of parents in their 70's but 31% of missed children are. For this reason, an imputation was made of these children on the Child File. A total of 1799 birth children, 191 stepchildren and 49 adopted children were imputed and are identified by the variable CHD_IMPUTED.

The methodology was designed to reduce inconsistency between imputed and non-imputed variables. However, it is important for a data user to understand that inconsistencies may be found especially if imputed data is compared to the historical characteristics of the respondent. For example, the age of the respondent at the birth of the child (variable AGE_CHDBORN) may be inconsistent with the dates of other life events for these children.

The union file consists of all unions reported by the respondent. Respondents who never reported a union are not included in this file. In cases where a union started as a common-law union followed by marriage, only one record was created. Each respondent generated from 0 to 6 records. The maximum number of marriages and common-law unions is capped at 3. The file has 24,497 records. Each record contains 21 variables.

There is little duplication across the three files. The variable RECID can be used for linking the files. An exhaustive list of variables in each file and the frequencies can be found in the data dictionaries provided as appendices.

There is little duplication across the three files. The variable RECID can be used for linking the files. An exhaustive list of variables in each file and the frequencies can be found in the data dictionaries provided as appendices.

10. ADDITIONAL INFORMATION

Additional information about this survey can be obtained from the individuals listed below. Data from the survey are available through published reports, special request tabulations, and this microdata file. The microdata file is available from the Housing, Family and Social Statistics Division of Statistics Canada at a cost of \$1,600. Special tabulations can be obtained at a cost that reflects the resources that are required to produce them.

Sample Selection Procedures, Weighting and Estimation

Dave Paton

Household Survey Methods Division

(613) 951-1467

Dave.Paton@statcan.ca

Subject Matter, Data Collection and Data Processing

Susan Stobert

Housing, Family and Social Statistics Division

(613) 951-6496

Susan.Stobert@statcan.ca

Approximate Variance Tables

APPROXIMATE VARIANCE TABLES

By using the Approximate Variance Tables and the following rules, users should be able to determine approximate coefficients of variation for qualitative* estimates or combinations of such estimates such as percentages, ratios, differences between totals and differences between ratios. Note that these tables are not appropriate for determining variances for quantitative* estimates.

There are one table for each geographic area:

The table is for the general adult population (aged 15 years and over) and any subpopulation thereof.

The geographic areas are Canada, the ten provinces and the Atlantic and Prairie Regions.

As noted in 8.2, estimates having cv's of more than 33.3% are not releasable. In addition, as mentioned in 8.1, each estimate should be derived from at least 15 respondents in order to be released, regardless of the approximate coefficient of variation.

* With the term 'qualitative estimates', we are referring to estimated population counts of persons possessing a characteristic measured by the survey. These estimated population counts are the estimated totals for an implicit indicator variable for the quality or characteristic of interest. For each person, this implicit variable is either 1 (when the person has the characteristic) or 0 (when the person does not have the characteristic). When the variable associated with the estimate can take on values other than 0 or 1 for each person, i.e. there is a count or quantity for each person, we refer to the estimate as "quantitative", e.g. average personal income or average size of household (number of members).

Rules for Obtaining Approximate Variances

The following rules should enable the user to determine the approximate coefficients of variation from the Approximate Variance Tables for estimates of the number, proportion or percentage of the surveyed population possessing a certain characteristic and for ratios and differences between estimates.

As noted in Section 8.1, all estimates should contain at least the minimum number of contributors in order to be released, regardless of the Approximate Coefficient of Variation.

Rule 1: Estimates of Numbers Possessing a Characteristic (Aggregates)

The coefficient of variation (cv) depends only on the size of the estimated aggregate itself. In the appropriate Approximate Variance Table, locate the estimated aggregate in the left-most column of the table (headed "Numerator of Percentage") and follow the asterisks across to the first figure encountered. This figure is the estimated coefficient of variation.

Example 1:

A user estimates that in Canada 2,340,632 females aged 15 years and over have obtained an 'High school diploma' (EDU5 = 4). How does the user determine the approximate coefficient of variation for this estimate?

Refer to the approximate variance table for Canada level estimates produced using the adult weight (WGHT_PER). The estimated aggregate does not appear in the left-most column (the 'Numerator of Percentage' column), so it is necessary to use the closest figure, namely 2,000,000. The coefficient of variation for an estimated aggregate is found by referring to the first non-asterisk entry for that row, in this case 2.5%. This cv falls within the range of cv's for 'Unqualified' estimates (i.e. 0.0% - 16.5%, Section 8.2.3) allowing the estimate to be released without restriction.

Rule 2: Estimates of Percentages or Proportions Possessing a Characteristic

The coefficient of variation of an estimated percentage or proportion depends on both the size of the percentage or proportion and the size of the total upon which the percentage is based. Estimated percentages or proportions are relatively more reliable than the corresponding estimates of the numerators of the percentages, particularly if the percentages are 50 percent or more. (Note that in the tables the cv's decline in value reading from left to right).

When the percentage or proportion is based upon the total population of the geographic area covered by the table, the cv of the percentage or proportion is the same as the cv of the numerator of the percentage. In this case, Rule 1 can be used.

When the percentage or proportion is based upon a subset of the total population (e.g., those in a particular age-sex group), reference should be made to the percentage (across the top of the table) and to the numerator of the percentage or proportion (down the left side of the table). The intersection of the appropriate row and column gives the coefficient of variation.

Example 2:

A user estimates that in Canada 18.5% of females aged 15 years and over have obtained an 'High school diploma'. This is the expression of the estimate obtained in Example 1 as a percentage of all females aged 15 years and over in Canada. How does the user determine the approximate coefficient of variation for this estimate?

Refer to the approximate variance table for Canada level estimates produced using the adult weight (WGHT_PER). Because the estimate is a percentage, which is based on a subset of the population covered by the table, it is necessary to use both the percentage (18.5%) and the numerator portion of the percentage (2,340,632) to determine the approximate coefficient of variation. Since the numerator does not appear in the left-most column (the 'Numerator of Percentage' column), it is necessary to use the figure closest to it, namely 2,000,000. Similarly, the percentage estimate does not appear among the column headings, so it is necessary to use the figure closest to it, namely 20.0%. The figure at the intersection of the row and column selected, namely 2.4%, is the coefficient of variation. This cv falls within the range of cv's for 'Unqualified' estimates (i.e. 0.0% - 16.5%, Section 8.2.3) allowing the estimate to be released without restriction.

Rule 3: Ratios

In the case where the numerator is a subset of the denominator, the ratio should be converted to a percentage and Rule 2 applied. This would apply, for example, to the case where the denominator is the number of males and the numerator is the number of males who obtained an 'High school diploma'.

In the case where the numerator is not a subset of the denominator, the coefficient of variation of the ratio of two estimates is approximately equal to the square root of the sum of squares of each coefficient of variation considered separately. That is, the standard deviation of a ratio

$$R = X / Y$$

is

$$sd(R) = R * (cv(X)^2 + cv(Y)^2)^{1/2}$$

The coefficient of variation of R is approximately:

$$cv(R) = \frac{sd(R)}{R} \\ = (cv(X)^2 + cv(Y)^2)^{1/2}$$

This formula will tend to overstate the error if X and Y are positively correlated and understate the error if X and Y are negatively correlated.

Example 3:

A user estimates that in Canada, among males between 20 and 24 years of age, 261,483 have obtained an 'High school diploma' and among females between 20 and 24 years of age, 204,873 over have obtained an 'High school diploma'. The user is interested in the ratio of males aged 20 to 24 who obtained an 'High school diploma' versus females aged 20 to 24 who have obtained an 'High school diploma'. How does the user determine the approximate coefficient of variation for this ratio estimate?

The numerator of the ratio estimate is 261,483 (X). Using Rule 1 (refer to Example 1), the coefficient of variation for this estimate is determined to be 7.4% cv(X). The denominator of the ratio estimate is 204,873 (Y). Again using Rule 1, the coefficient of variation is determined to be 8.4% cv(Y). Using Rule 3, the coefficient of variation of the ratio estimate is

$$\begin{aligned} cv &= (0.074^2 + 0.084^2)^{0.5} \\ &= 0.112 \end{aligned}$$

Therefore at the Canada level, the ratio of males aged 20 to 24 who obtained an 'High school diploma' versus females aged 20 to 24 who have obtained an 'High school diploma' is 261,483/204,873 or 1.28 to 1. The coefficient of variation of this estimate is 11.2%, and so the estimate can be released without restriction.

Rule 4: Differences Between Totals or Percentages

The standard deviation of a difference between two estimates is approximately equal to the square root of the sum of squares of each standard deviation considered separately. That is, the standard deviation of a difference:

$$\begin{aligned} d &= X - Y \\ \text{is} \\ \text{sd}(d) &= ((X * cv(X))^2 + (Y * cv(Y))^2)^{1/2} \end{aligned}$$

The coefficient of variation of d is approximately:

$$cv(d) = \text{sd}(d) / d$$

This formula is accurate for the difference between separate and uncorrelated characteristics but is only approximate otherwise.

Example 4:

A user estimates that in Canada, among those between 20 and 24 years of age, 24.5% (X) of males have obtained an 'High school diploma' and 19.9% (Y) of females have obtained an 'High school diploma'. The user is interested in the difference between these two estimates. How does the user determine the approximate coefficient of variation for the estimate of the difference?

Using Rule 2, the coefficient of variation for the male estimate is 6.5%. The coefficient of variation for the female estimate is 7.5%.

The difference between the estimates is 4.6%. Using Rule 4, the standard deviation of the difference between the estimates is

$$\begin{aligned} \text{sd} &= ((0.245 \times 0.065)^2 + (0.199 \times 0.075)^2)^{0.5} \\ &= 0.022 \end{aligned}$$

and the coefficient of variation is

$$\begin{aligned}
 cv &= \frac{0.022}{0.046} \\
 &= 0.48
 \end{aligned}$$

Therefore the coefficient of the difference between the estimates is 48% and so the estimate should not be released.

Rule 5: Difference of Ratios

In this case, Rules 3 and 4 are combined. The cv's of the two ratios are first determined using Rule 3, and the cv of their difference is found using Rule 4.

Confidence Limits

Although coefficients of variation are widely used, a more intuitively meaningful measure of sampling error is the confidence interval of an estimate. A confidence interval constitutes a statement on the level of confidence that the true value for the population lies within a specified range of values. For example a 95% confidence interval can be described as follows:

If sampling of the population is repeated indefinitely, each sample leading to a new confidence interval for an estimate, then in 95% of the samples the interval will cover the true population value.

Using the standard error of an estimate, confidence intervals for estimates may be obtained under the assumption that under repeated sampling of the population, the various estimates obtained for a population characteristic are normally distributed about the true population value. Under this assumption, the chances are about 68 out of 100 that the difference between a sample estimate and the true population value would be less than one standard error, about 95 out of 100 that the difference would be less than two standard errors, and about 99 out of 100 that the differences would be less than three standard errors. These different degrees of confidence are referred to as the confidence levels.

Confidence intervals for an estimate are generally expressed as two numbers, one below the estimate and one above the estimate, as $(-k, +k)$ where k is determined depending upon the level of confidence desired and the sampling error of the estimate.

Confidence intervals for an estimate can be calculated directly from the Sampling Variability Tables by first determining from the appropriate table the coefficient of variation of the estimate, and then using the following formula to convert to a confidence interval CI:

$$CI_x = \{ X - (t)(X)(\alpha), X + (t)(X)(\alpha) \}$$

where α is the determined coefficient of variation of the estimate X

$t = 1$ if a 68% confidence interval is desired
 $t = 1.6$ if a 90% confidence interval is desired
 $t = 2$ if a 95% confidence interval is desired
 $t = 3$ if a 99% confidence interval is desired

Example 5(a):

An estimated 2,340,632 females aged 15 years and over have obtained an 'High school diploma'. This estimate has an approximate coefficient of variation of 2.5% (example 1). The 95% confidence interval for this estimate is:

$$\{2,340,632 - (2)(2,340,632)(0.025), 2,340,632 + (2)(2,340,632)(0.025)\}$$

$$\{2,340,632 - 117,032, 2,340,632 + 117,032\}$$

$$\{2,223,600, 2,457,664\}$$

With 95% confidence it can be said that between 2,223,600 and 2,457,664 of females aged 15 years and over in Canada, have obtained an 'High school diploma'.

Example 5(b):

An estimated 18.5% of females aged 15 years and over in Canada have obtained an 'High school diploma' or 0.185 expressed as a proportion. From Example 2 this estimate has an approximate coefficient of variation of 2.4%. A 95% confidence interval for this estimate (expressed as a proportion) is

$$CI = \{0.185 - (2)(0.185)(0.024), 0.185 + (2)(0.185)(0.024)\}$$

$$= \{0.176, 0.194\}$$

With 95% confidence it can be said that between 17.6% and 19.4% of females aged 15 years and over in Canada have obtained an 'High school diploma'.

Note: Release guidelines which apply to the estimate also apply to the confidence interval. For example, if the estimate is not releasable, then the confidence interval is not releasable either.

T-test

Standard errors may also be used to perform hypothesis testing, a procedure for distinguishing between population parameters using sample estimates. The sample estimates can be numbers, averages, percentages, ratios, etc. Tests may be performed at various levels of significance, where a level of significance is the probability of concluding that the characteristics are different when, in fact, they are identical.

Let X_1 and X_2 be sample estimates for 2 characteristics of interest. Let the standard error of the difference $X_1 - X_2$ be σ

$$\text{If } t = \frac{X_1 - X_2}{\sigma} \text{ is between } -2 \text{ and } 2,$$

then no conclusion about the difference between the characteristics is justified at the 5% level of significance. If however, this ratio is smaller than -2 or larger than +2, the observed difference is significant at the 5% level (Note: at the 1% level, values of -3 and +3 should be used, etc.).

Example 6:

A user wishes to test at the 5% level of significance the hypothesis that at the Canada level there is no difference between percentage estimates of males and females aged 20 to 24 who obtained an 'High school diploma'. From Example 4 the estimate of the standard deviation of the difference between the estimates is 0.022.

$$\begin{aligned} \text{Hence } t &= \frac{0.245 - 0.199}{0.022} \\ &= 2.09 \end{aligned}$$

Since $t = 2.09$ is greater than 2, there is evidence to reject the hypothesis at the 5% significance level.

GENERAL SOCIAL SURVEY CYCLE 15

APPROXIMATE VARIANCE TABLES FOR
POPULATION AGED 15+ OF CANADA

NUMERATOR OF PERCENTAGE ('000)	ESTIMATED PERCENTAGE														
	0.1%	1.0%	2.0%	5.0%	10.0%	15.0%	20.0%	25.0%	30.0%	35.0%	40.0%	50.0%	70.0%	90.0%	
1	118.8	118.3	117.7	115.9	112.8	109.6	106.3	103.0	99.5	95.9	92.1	84.1	65.1	37.6	
2	84.0	83.7	83.2	81.9	79.8	77.5	75.2	72.8	70.3	67.8	65.1	59.4	46.0	26.6	
3	68.6	68.3	68.0	66.9	65.1	63.3	61.4	59.4	57.4	55.3	53.2	48.5	37.6	21.7	
4	59.4	59.2	58.9	57.9	56.4	54.8	53.2	51.5	49.7	47.9	46.0	42.0	32.6	18.8	
5	53.1	52.9	52.6	51.8	50.4	49.0	47.6	46.0	44.5	42.9	41.2	37.6	29.1	16.8	
6	48.5	48.3	48.1	47.3	46.0	44.8	43.4	42.0	40.6	39.1	37.6	34.3	26.6	15.3	
7	44.9	44.7	44.5	43.8	42.6	41.4	40.2	38.9	37.6	36.2	34.8	31.8	24.6	14.2	
8	42.0	41.8	41.6	41.0	39.9	38.8	37.6	36.4	35.2	33.9	32.6	29.7	23.0	13.3	
9	39.6	39.4	39.2	38.6	37.6	36.5	35.4	34.3	33.2	32.0	30.7	28.0	21.7	12.5	
10	37.6	37.4	37.2	36.6	35.7	34.7	33.6	32.6	31.5	30.3	29.1	26.6	20.6	11.9	
11	35.8	35.7	35.5	34.9	34.0	33.1	32.1	31.0	30.0	28.9	27.8	25.3	19.6	11.3	
12	34.3	34.2	34.0	33.5	32.6	31.6	30.7	29.7	28.7	27.7	26.6	24.3	18.8	10.9	
13	33.0	32.8	32.6	32.1	31.3	30.4	29.5	28.6	27.6	26.6	25.5	23.3	18.1	10.4	
14	31.8	31.6	31.5	31.0	30.1	29.3	28.4	27.5	26.6	25.6	24.6	22.5	17.4	10.0	
15	30.7	30.5	30.4	29.9	29.1	28.3	27.5	26.6	25.7	24.8	23.8	21.7	16.8	9.7	
16	29.7	29.6	29.4	29.0	28.2	27.4	26.6	25.7	24.9	24.0	23.0	21.0	16.3	9.4	
17	28.8	28.7	28.5	28.1	27.4	26.6	25.8	25.0	24.1	23.2	22.3	20.4	15.8	9.1	
18	28.0	27.9	27.7	27.3	26.6	25.8	25.1	24.3	23.4	22.6	21.7	19.8	15.3	8.9	
19	27.3	27.1	27.0	26.6	25.9	25.1	24.4	23.6	22.8	22.0	21.1	19.3	14.9	8.6	
20	26.6	26.5	26.3	25.9	25.2	24.5	23.8	23.0	22.2	21.4	20.6	18.8	14.6	8.4	
21	25.9	25.8	25.7	25.3	24.6	23.9	23.2	22.5	21.7	20.9	20.1	18.3	14.2	8.2	
22	25.3	25.2	25.1	24.7	24.0	23.4	22.7	22.0	21.2	20.4	19.6	17.9	13.9	8.0	
23	24.8	24.7	24.5	24.2	23.5	22.9	22.2	21.5	20.7	20.0	19.2	17.5	13.6	7.8	
24	24.3	24.1	24.0	23.7	23.0	22.4	21.7	21.0	20.3	19.6	18.8	17.2	13.3	7.7	
25	*****	23.7	23.5	23.2	22.6	21.9	21.3	20.6	19.9	19.2	18.4	16.8	13.0	7.5	
30	*****	21.6	21.5	21.2	20.6	20.0	19.4	18.8	18.2	17.5	16.8	15.3	11.9	6.9	
35	*****	20.0	19.9	19.6	19.1	18.5	18.0	17.4	16.8	16.2	15.6	14.2	11.0	6.4	
40	*****	18.7	18.6	18.3	17.8	17.3	16.8	16.3	15.7	15.2	14.6	13.3	10.3	5.9	
45	*****	17.6	17.5	17.3	16.8	16.3	15.9	15.3	14.8	14.3	13.7	12.5	9.7	5.6	
50	*****	16.7	16.6	16.4	16.0	15.5	15.0	14.6	14.1	13.6	13.0	11.9	9.2	5.3	
55	*****	16.0	15.9	15.6	15.2	14.8	14.3	13.9	13.4	12.9	12.4	11.3	8.8	5.1	
60	*****	15.3	15.2	15.0	14.6	14.2	13.7	13.3	12.8	12.4	11.9	10.9	8.4	4.9	
65	*****	14.7	14.6	14.4	14.0	13.6	13.2	12.8	12.3	11.9	11.4	10.4	8.1	4.7	
70	*****	14.1	14.1	13.9	13.5	13.1	12.7	12.3	11.9	11.5	11.0	10.0	7.8	4.5	
75	*****	13.7	13.6	13.4	13.0	12.7	12.3	11.9	11.5	11.1	10.6	9.7	7.5	4.3	
80	*****	13.2	13.2	13.0	12.6	12.3	11.9	11.5	11.1	10.7	10.3	9.4	7.3	4.2	
85	*****	12.8	12.8	12.6	12.2	11.9	11.5	11.2	10.8	10.4	10.0	9.1	7.1	4.1	
90	*****	12.5	12.4	12.2	11.9	11.6	11.2	10.9	10.5	10.1	9.7	8.9	6.9	4.0	
95	*****	12.1	12.1	11.9	11.6	11.2	10.9	10.6	10.2	9.8	9.4	8.6	6.7	3.9	
100	*****	11.8	11.8	11.6	11.3	11.0	10.6	10.3	9.9	9.6	9.2	8.4	6.5	3.8	
125	*****	10.6	10.5	10.4	10.1	9.8	9.5	9.2	8.9	8.6	8.2	7.5	5.8	3.4	
150	*****	9.7	9.6	9.5	9.2	9.0	8.7	8.4	8.1	7.8	7.5	6.9	5.3	3.1	
200	*****	8.4	8.3	8.2	8.0	7.8	7.5	7.3	7.0	6.8	6.5	5.9	4.6	2.7	
250	*****	7.4	7.3	7.1	6.9	6.7	6.5	6.3	6.1	5.8	5.5	4.9	3.8	2.4	
300	*****	6.8	6.7	6.5	6.3	6.1	5.9	5.7	5.5	5.3	4.9	4.5	3.5	2.2	
350	*****	6.3	6.2	6.0	5.9	5.7	5.5	5.3	5.1	4.9	4.6	4.2	3.3	2.0	
400	*****	5.9	5.8	5.6	5.5	5.3	5.1	5.0	4.8	4.6	4.4	4.0	3.1	1.9	
450	*****	5.5	5.5	5.3	5.2	5.0	4.9	4.7	4.5	4.3	4.0	3.1	2.4	1.8	
500	*****	5.2	5.2	5.0	4.9	4.8	4.6	4.4	4.3	4.1	3.8	2.9	2.1	1.7	
750	*****	4.2	4.1	4.0	3.9	3.8	3.6	3.5	3.4	3.3	3.1	2.4	1.4	1.4	
1000	*****	3.7	3.6	3.5	3.4	3.3	3.1	3.0	2.9	2.7	2.7	2.1	1.2	1.2	
1500	*****	2.9	2.8	2.7	2.7	2.6	2.5	2.4	2.3	2.2	2.1	1.9	1.5	1.0	
2000	*****	2.5	2.5	2.4	2.3	2.2	2.1	2.1	2.0	1.9	1.9	1.5	0.8	0.8	
3000	*****	2.0	1.9	1.9	1.8	1.8	1.7	1.6	1.6	1.5	1.5	1.2	0.7	0.7	
4000	*****	1.7	1.6	1.6	1.6	1.5	1.4	1.4	1.3	1.3	1.2	1.0	0.8	0.6	
5000	*****	1.5	1.4	1.4	1.4	1.3	1.3	1.2	1.2	1.1	1.1	0.9	0.5	0.5	
6000	*****	1.3	1.3	1.3	1.3	1.2	1.2	1.1	1.1	1.0	1.0	0.8	0.5	0.5	
7000	*****	1.2	1.1	1.1	1.1	1.0	1.0	0.9	0.9	0.8	0.8	0.7	0.4	0.4	
8000	*****	1.1	1.1	1.0	1.0	0.9	0.9	0.8	0.8	0.7	0.7	0.6	0.4	0.4	
9000	*****	1.0	1.0	0.9	0.9	0.8	0.8	0.7	0.7	0.6	0.6	0.5	0.3	0.3	
10000	*****	0.8	0.8	0.7	0.7	0.6	0.6	0.5	0.5	0.4	0.4	0.3	0.2	0.2	
12500	*****	0.6	0.6	0.5	0.5	0.4	0.4	0.3	0.3	0.3	0.2	0.2	0.1	0.1	
15000	*****	0.5	0.5	0.4	0.4	0.3	0.3	0.2	0.2	0.2	0.1	0.1	0.0	0.0	

NOTE: FOR CORRECT USAGE OF THESE TABLES REFER TO APPENDIX A

GENERAL SOCIAL SURVEY CYCLE 15

APPROXIMATE VARIANCE TABLES FOR
POPULATION AGED 15+ OF NEWFOUNDLAND

NUMERATOR OF PERCENTAGE (' 000)	ESTIMATED PERCENTAGE														
	0.1%	1.0%	2.0%	5.0%	10.0%	15.0%	20.0%	25.0%	30.0%	35.0%	40.0%	50.0%	70.0%	90.0%	
1	69.2	68.8	67.8	66.0	64.1	62.2	60.2	58.2	56.1	53.9	49.2	38.1	22.0		
2	48.9	48.7	47.9	46.6	45.3	44.0	42.6	41.1	39.6	38.1	34.8	26.9	15.5		
3	39.9	39.7	39.1	38.1	37.0	35.9	34.8	33.6	32.4	31.1	28.4	22.0	12.7		
4	34.6	34.4	33.9	33.0	32.1	31.1	30.1	29.1	28.0	26.9	24.6	19.0	11.0		
5	30.8	30.3	29.5	28.7	27.8	26.9	26.0	25.1	24.1	22.0	17.0	9.8			
6	28.1	27.7	26.9	26.2	25.4	24.6	23.8	22.9	22.0	20.1	15.5	9.0			
7	26.0	25.6	24.9	24.2	23.5	22.8	22.0	21.2	20.4	18.6	14.4	8.3			
8	24.3	24.0	23.3	22.7	22.0	21.3	20.6	19.8	19.0	17.4	13.5	7.8			
9	22.6	22.0	21.4	20.7	20.1	19.4	18.7	18.0	16.4	12.7	7.3				
10	21.4	20.9	20.3	19.7	19.0	18.4	17.7	17.0	15.5	12.0	7.0				
11	20.4	19.9	19.3	18.8	18.2	17.5	16.9	16.2	14.8	11.5	6.6				
12	19.6	19.0	18.5	18.0	17.4	16.8	16.2	15.5	14.2	11.0	6.3				
13	18.8	18.3	17.8	17.2	16.7	16.1	15.5	14.9	13.6	10.6	6.1				
14	18.1	17.6	17.1	16.6	16.1	15.5	15.0	14.4	13.1	10.2	5.9				
15	17.5	17.0	16.6	16.1	15.5	15.0	14.5	13.9	12.7	9.8	5.7				
16	16.9	16.5	16.0	15.5	15.1	14.5	14.0	13.5	12.3	9.5	5.5				
17	16.4	16.0	15.5	15.1	14.6	14.1	13.6	13.1	11.9	9.2	5.3				
18	16.0	15.5	15.1	14.7	14.2	13.7	13.2	12.7	11.6	9.0	5.2				
19	15.5	15.1	14.7	14.3	13.8	13.3	12.9	12.4	11.3	8.7	5.0				
20	15.2	14.8	14.3	13.9	13.5	13.0	12.5	12.0	11.0	8.5	4.9				
21	14.8	14.4	14.0	13.6	13.1	12.7	12.2	11.8	10.7	8.3	4.8				
22	14.4	14.1	13.7	13.3	12.8	12.4	12.0	11.5	10.5	8.1	4.7				
23	13.8	13.4	13.0	12.6	12.1	11.7	11.2	10.8	10.3	7.9	4.6				
24	13.5	13.1	12.7	12.3	11.9	11.4	11.0	10.6	10.0	7.8	4.5				
25	13.2	12.8	12.4	12.0	11.6	11.2	10.8	10.4	9.8	7.6	4.4				
30	12.0	11.7	11.4	11.0	10.6	10.2	9.8	9.4	9.0	7.0	4.0				
35	11.2	10.8	10.5	10.2	9.8	9.5	9.1	8.7	8.3	6.4	3.7				
40	10.4	10.1	9.8	9.5	9.2	8.9	8.5	8.1	7.8	6.0	3.5				
45	9.6	9.3	9.0	8.7	8.4	8.0	7.7	7.3	7.0	5.4	3.1				
50	9.1	8.8	8.5	8.2	7.9	7.6	7.2	6.9	6.6	5.1	3.0				
55	8.6	8.4	8.1	7.8	7.5	7.2	6.9	6.6	6.3	4.9	2.8				
60	8.3	8.0	7.8	7.5	7.2	6.9	6.6	6.3	6.0	4.7	2.7				
65	8.0	7.7	7.5	7.2	7.0	6.7	6.4	6.1	5.9	4.6	2.6				
70	7.4	7.2	7.0	6.7	6.5	6.3	6.0	5.7	5.4	4.4	2.5				
75	7.2	7.0	6.7	6.5	6.3	6.1	5.8	5.5	5.3	4.1	2.4				
80	7.0	6.7	6.5	6.3	6.1	5.9	5.7	5.4	5.2	4.0	2.3				
85	6.7	6.5	6.3	6.1	5.9	5.7	5.5	5.3	5.0	3.9	2.2				
90	6.3	6.1	5.9	5.7	5.5	5.3	5.1	4.9	4.7	3.8	2.2				
95	6.2	6.0	5.8	5.6	5.4	5.2	5.0	4.8	4.6	3.7	2.2				
100	6.0	5.8	5.6	5.4	5.2	5.0	4.8	4.6	4.4	3.5	2.2				
125	5.2	5.0	4.8	4.6	4.4	4.2	4.0	3.8	3.6	3.1	2.0				
150	4.6	4.4	4.2	4.0	3.8	3.6	3.4	3.2	3.0	2.7	1.8				
200	3.5	3.4	3.3	3.2	3.1	3.0	2.9	2.8	2.7	2.4	1.6				
250	2.4	2.4	2.3	2.3	2.2	2.2	2.1	2.1	2.0	1.8	1.4				
300	2.2	2.2	2.1	2.1	2.0	2.0	1.9	1.9	1.8	1.6	1.3				
350	2.2	2.2	2.1	2.1	2.0	2.0	1.9	1.9	1.8	1.6	1.3				

NOTE: FOR CORRECT USAGE OF THESE TABLES REFER TO APPENDIX A

GENERAL SOCIAL SURVEY CYCLE 15

APPROXIMATE VARIANCE TABLES FOR
POPULATION AGED 15+ OF PRINCE EDWARD ISLAND

NUMERATOR OF PERCENTAGE ('000)	ESTIMATED PERCENTAGE																															
	0.1%	1.0%	2.0%	5.0%	10.0%	15.0%	20.0%	25.0%	30.0%	35.0%	40.0%	50.0%	70.0%	90.0%																		
1	*****	46.3	46.1	45.3	44.1	42.9	41.6	40.3	38.9	37.5	36.0	32.9	25.5	14.7																		
2	*****		32.6	32.1	31.2	30.3	29.4	28.5	27.5	26.5	25.5	23.3	18.0	10.4																		
3	*****			26.2	25.5	24.8	24.0	23.3	22.5	21.7	20.8	19.0	14.7	8.5																		
4	*****				22.7	22.1	21.4	20.8	20.1	19.5	18.8	18.0	16.4	12.7	7.4																	
5	*****					19.7	19.2	18.6	18.0	17.4	16.8	16.1	14.7	11.4	6.6																	
6	*****						18.0	17.5	17.0	16.4	15.9	15.3	14.7	13.4	10.4	6.0																
7	*****							16.7	16.2	15.7	15.2	14.7	14.2	13.6	12.4	9.6	5.6															
8	*****								15.6	15.2	14.7	14.2	13.8	13.3	12.7	11.6	9.0	5.2														
9	*****									14.7	14.3	13.9	13.4	13.0	12.5	12.0	11.0	8.5	4.9													
10	*****										14.0	13.6	13.2	12.7	12.3	11.9	11.4	10.4	8.1	4.7												
11	*****											12.9	12.5	12.1	11.7	11.3	10.9	9.9	7.7	4.4												
12	*****												12.4	12.0	11.6	11.2	10.8	10.4	9.5	7.4	4.2											
13	*****													11.9	11.5	11.2	10.8	10.4	10.0	9.1	7.1	4.1										
14	*****														11.5	11.1	10.8	10.4	10.0	9.6	8.8	6.8	3.9									
15	*****															11.1	10.7	10.4	10.1	9.7	9.3	8.5	6.6	3.8								
16	*****																10.7	10.4	10.1	9.7	9.4	9.0	8.2	6.4	3.7							
17	*****																	10.1	9.8	9.4	9.1	8.7	8.0	6.2	3.6							
18	*****																		9.8	9.5	9.2	8.8	8.5	7.8	6.0	3.5						
19	*****																			9.5	9.2	8.9	8.6	8.3	7.5	5.8	3.4					
20	*****																				9.3	9.0	8.7	8.4	8.1	7.4	5.7	3.3				
21	*****																					9.1	8.8	8.5	8.2	7.9	7.2	5.6	3.2			
22	*****																						8.9	8.6	8.3	8.0	7.7	7.0	5.4	3.1		
23	*****																							8.4	8.1	7.8	7.5	6.9	5.3	3.1		
24	*****																								8.2	7.9	7.7	7.4	6.7	5.2	3.0	
25	*****																									8.1	7.8	7.5	7.2	6.6	5.1	2.9
30	*****																										7.1	6.8	6.6	6.0	4.7	2.7
35	*****																											6.3	6.1	5.6	4.3	2.5
40	*****																												5.7	5.2	4.0	2.3
45	*****																													4.9	3.8	2.2
50	*****																													4.7	3.6	2.1
55	*****																													4.4	3.4	2.0
60	*****																														3.3	1.9
65	*****																														3.2	1.8
70	*****																														3.0	1.8
75	*****																														2.9	1.7
80	*****																															1.6
85	*****																															1.6
90	*****																															1.6
95	*****																															1.5

NOTE: FOR CORRECT USAGE OF THESE TABLES REFER TO APPENDIX A

GENERAL SOCIAL SURVEY CYCLE 15

APPROXIMATE VARIANCE TABLES FOR
POPULATION AGED 15+ OF NOVA SCOTIA

NUMERATOR OF PERCENTAGE ('000)	ESTIMATED PERCENTAGE													
	0.1%	1.0%	2.0%	5.0%	10.0%	15.0%	20.0%	25.0%	30.0%	35.0%	40.0%	50.0%	70.0%	90.0%
1	*****	88.7	88.2	86.9	84.6	82.2	79.7	77.2	74.6	71.9	69.0	63.0	48.8	28.2
2	*****	62.7	62.4	61.4	59.8	58.1	56.4	54.6	52.7	50.8	48.8	44.6	34.5	19.9
3	*****	51.2	50.9	50.2	48.8	47.4	46.0	44.6	43.1	41.5	39.9	36.4	28.2	16.3
4	*****	44.3	44.1	43.4	42.3	41.1	39.9	38.6	37.3	35.9	34.5	31.5	24.4	14.1
5	*****	39.7	39.5	38.8	37.8	36.7	35.6	34.5	33.3	32.1	30.9	28.2	21.8	12.6
6	*****	36.2	36.0	35.5	34.5	33.5	32.5	31.5	30.4	29.3	28.2	25.7	19.9	11.5
7	*****	33.5	33.3	32.8	32.0	31.1	30.1	29.2	28.2	27.2	26.1	23.8	18.5	10.7
8	*****	31.2	30.7	29.9	29.1	28.2	27.3	26.4	25.4	24.4	23.4	22.3	17.3	10.0
9	*****	29.4	29.0	28.2	27.4	26.6	25.7	24.9	24.0	23.0	22.0	21.0	16.3	9.4
10	*****	27.9	27.5	26.7	26.0	25.2	24.4	23.6	22.7	21.8	20.8	19.9	15.4	8.9
11	*****	26.6	26.2	25.5	24.8	24.0	23.3	22.5	21.7	20.8	19.9	19.0	14.7	8.5
12	*****	25.5	25.1	24.4	23.7	23.0	22.3	21.5	20.7	19.9	19.1	18.2	14.1	8.1
13	*****	24.5	24.1	23.4	22.8	22.1	21.4	20.7	19.9	19.1	18.2	17.5	13.5	7.8
14	*****	23.6	23.2	22.6	22.0	21.3	20.6	19.9	19.2	18.5	17.8	17.0	13.0	7.5
15	*****	22.8	22.4	21.8	21.2	20.6	19.9	19.3	18.6	17.8	17.0	16.3	12.6	7.3
16	*****	21.7	21.1	20.5	19.9	19.3	18.7	18.1	17.4	16.7	16.0	15.3	11.8	6.8
17	*****	20.5	19.9	19.4	18.9	18.3	17.7	17.1	16.5	15.8	15.1	14.5	11.2	6.5
18	*****	20.5	19.9	19.4	18.9	18.3	17.7	17.1	16.5	15.8	15.1	14.5	11.2	6.5
19	*****	19.9	19.4	18.9	18.3	17.7	17.1	16.5	15.8	15.1	14.5	13.8	10.7	6.2
20	*****	19.4	18.9	18.4	17.8	17.3	16.7	16.1	15.4	14.7	14.1	13.4	10.4	6.0
21	*****	19.0	18.5	17.9	17.4	16.8	16.3	15.7	15.1	14.5	13.8	13.1	10.2	5.9
22	*****	18.5	18.0	17.5	17.0	16.5	15.9	15.3	14.7	14.1	13.4	12.7	10.0	5.8
23	*****	18.1	17.6	17.1	16.6	16.1	15.5	15.0	14.4	13.8	13.1	12.4	9.8	5.6
24	*****	17.7	17.3	16.8	16.3	15.8	15.2	14.7	14.1	13.4	12.7	12.0	9.8	5.6
25	*****	17.4	16.9	16.4	15.9	15.4	14.9	14.4	13.8	13.1	12.4	11.7	9.1	5.4
30	*****	15.9	15.4	15.0	14.6	14.1	13.6	13.1	12.6	12.1	11.5	10.9	8.9	5.1
35	*****	14.7	14.3	13.9	13.5	13.0	12.6	12.1	11.7	11.2	10.7	10.2	8.3	4.8
40	*****	13.4	13.0	12.6	12.2	11.8	11.4	11.0	10.6	10.2	9.8	9.4	7.7	4.5
45	*****	12.6	12.2	11.9	11.5	11.1	10.7	10.3	9.9	9.5	9.1	8.7	7.3	4.2
50	*****	12.0	11.6	11.3	10.9	10.5	10.1	9.7	9.3	8.9	8.5	8.1	6.9	4.0
55	*****	11.4	11.1	10.7	10.4	10.1	9.7	9.3	8.9	8.5	8.1	7.7	6.6	3.8
60	*****	10.9	10.6	10.3	10.0	9.6	9.3	8.9	8.5	8.1	7.7	7.3	6.3	3.6
65	*****	10.5	10.2	9.9	9.6	9.2	8.9	8.6	8.2	7.8	7.4	7.0	6.1	3.5
70	*****	10.1	9.8	9.5	9.2	8.9	8.6	8.3	7.9	7.5	7.1	6.7	5.8	3.4
75	*****	9.8	9.5	9.2	8.9	8.6	8.3	8.0	7.6	7.2	6.8	6.4	5.6	3.3
80	*****	9.2	8.9	8.6	8.3	8.0	7.7	7.4	7.0	6.6	6.2	5.8	5.0	3.2
85	*****	8.9	8.6	8.4	8.1	7.8	7.5	7.2	6.8	6.4	6.0	5.6	4.8	3.1
90	*****	8.7	8.4	8.1	7.9	7.6	7.3	6.9	6.5	6.1	5.7	5.3	4.5	3.0
95	*****	8.4	8.2	7.9	7.7	7.4	7.1	6.7	6.3	5.9	5.5	5.1	4.3	2.9
100	*****	8.2	8.0	7.7	7.5	7.2	6.9	6.5	6.1	5.7	5.3	4.9	4.1	2.8
125	*****	7.1	6.9	6.7	6.4	6.1	5.8	5.4	5.0	4.6	4.2	3.8	3.1	2.5
150	*****	6.5	6.3	6.1	5.8	5.5	5.1	4.7	4.3	3.9	3.5	3.1	2.5	2.0
200	*****	5.3	5.1	4.9	4.6	4.3	4.0	3.7	3.4	3.1	2.8	2.5	2.0	1.6
250	*****	4.5	4.3	4.1	3.8	3.5	3.2	2.9	2.6	2.3	2.0	1.7	1.4	1.1
300	*****	4.0	3.8	3.6	3.3	3.0	2.7	2.4	2.1	1.8	1.5	1.2	1.0	0.8
350	*****	3.4	3.2	3.0	2.7	2.4	2.1	1.8	1.5	1.2	0.9	0.7	0.6	0.5
400	*****	2.4	2.3	2.2	2.0	1.8	1.6	1.4	1.2	1.0	0.8	0.7	0.6	0.5
450	*****	2.3	2.2	2.1	1.9	1.7	1.5	1.3	1.1	0.9	0.7	0.6	0.5	0.4
500	*****	2.2	2.1	2.0	1.8	1.6	1.4	1.2	1.0	0.8	0.6	0.5	0.4	0.3

NOTE: FOR CORRECT USAGE OF THESE TABLES REFER TO APPENDIX A

GENERAL SOCIAL SURVEY CYCLE 15

APPROXIMATE VARIANCE TABLES FOR
POPULATION AGED 15+ OF NEW BRUNSWICK

NUMERATOR OF PERCENTAGE ('000)	ESTIMATED PERCENTAGE													
	0.1%	1.0%	2.0%	5.0%	10.0%	15.0%	20.0%	25.0%	30.0%	35.0%	40.0%	50.0%	70.0%	90.0%
1	*****	91.1	90.7	89.3	86.9	84.4	81.9	79.3	76.6	73.8	70.9	64.8	50.2	29.0
2	*****	64.4	64.1	63.1	61.4	59.7	57.9	56.1	54.2	52.2	50.2	45.8	35.5	20.5
3	*****	52.6	52.4	51.5	50.2	48.8	47.3	45.8	44.2	42.6	41.0	37.4	29.0	16.7
4	*****	45.6	45.3	44.6	43.4	42.2	41.0	39.7	38.3	36.9	35.5	32.4	25.1	14.5
5	*****	40.8	40.6	39.9	38.9	37.8	36.6	35.5	34.3	33.0	31.7	29.0	22.4	13.0
6	*****	37.2	37.0	36.4	35.5	34.5	33.4	32.4	31.3	30.1	29.0	26.4	20.5	11.8
7	*****	34.3	33.7	32.8	31.9	31.0	30.0	29.0	27.9	26.8	25.5	24.5	19.0	10.9
8	*****	32.1	31.6	30.7	29.9	29.0	28.0	27.1	26.1	25.1	22.9	17.7	10.2	9.7
9	*****	30.2	29.8	29.0	28.1	27.3	26.4	25.5	24.6	23.6	21.6	16.7	7.7	9.7
10	*****	28.7	28.2	27.5	26.7	25.9	25.1	24.2	23.4	22.4	20.5	15.9	9.2	9.2
11	*****	27.3	26.9	26.2	25.5	24.7	23.9	23.1	22.3	21.4	19.5	15.1	8.7	7.7
12	*****	26.2	25.8	25.1	24.4	23.6	22.9	22.1	21.3	20.5	18.7	14.5	8.4	8.0
13	*****	24.8	24.1	23.4	22.7	22.0	21.3	20.5	19.7	18.0	17.3	13.4	7.7	7.5
14	*****	23.9	23.2	22.6	21.9	21.2	20.5	19.8	19.1	18.3	16.7	13.0	7.5	7.2
15	*****	23.1	22.4	21.8	21.2	20.5	19.8	19.1	18.5	17.7	16.2	12.5	7.2	7.0
16	*****	22.3	21.7	21.1	20.5	19.9	19.2	18.6	17.9	17.2	15.7	12.2	7.0	6.8
17	*****	21.7	21.1	20.5	19.9	19.3	18.7	18.1	17.4	16.7	15.3	11.8	6.8	6.6
18	*****	21.0	20.5	19.9	19.3	18.8	18.2	17.6	16.9	16.3	14.9	11.5	6.6	6.5
19	*****	20.5	19.9	19.4	18.8	18.2	17.7	17.1	16.5	15.9	14.5	11.2	6.5	6.3
20	*****	20.0	19.4	18.9	18.3	17.7	17.1	16.5	16.1	15.5	14.1	10.9	6.3	6.2
21	*****	19.5	19.0	18.4	17.9	17.3	16.7	16.1	15.7	15.1	13.8	10.7	6.2	6.0
22	*****	19.0	18.5	18.0	17.5	16.9	16.3	15.7	15.1	14.8	13.5	10.5	6.0	5.9
23	*****	18.6	18.1	17.6	17.1	16.5	16.0	15.4	14.8	14.2	13.0	10.2	5.8	5.8
24	*****	18.2	17.7	17.2	16.7	16.2	15.6	15.1	14.5	13.2	10.2	5.8	5.8	5.3
25	*****	17.9	17.4	16.9	16.4	15.9	15.3	14.8	14.2	13.0	10.9	8.5	4.9	4.9
30	*****	16.3	15.9	15.4	15.0	14.5	14.0	13.5	13.0	11.8	9.2	5.3	4.6	4.6
35	*****	14.7	14.3	13.8	13.4	13.0	12.5	12.1	11.7	11.2	10.2	7.9	4.6	4.3
40	*****	13.7	13.4	13.0	12.5	12.1	11.8	11.4	11.0	10.6	9.7	7.5	4.3	4.1
45	*****	13.0	12.6	12.2	11.8	11.4	11.0	10.6	10.2	9.6	8.7	6.8	3.9	3.9
50	*****	12.3	11.9	11.6	11.2	10.8	10.4	10.0	9.6	9.2	8.4	6.5	3.7	3.6
55	*****	11.7	11.4	11.0	10.7	10.3	10.0	9.6	9.2	8.8	8.0	6.2	3.6	3.5
60	*****	11.2	10.9	10.6	10.2	9.9	9.5	9.2	8.8	8.5	7.7	6.0	3.5	3.3
65	*****	10.5	10.2	9.8	9.5	9.2	8.8	8.5	8.2	7.5	5.8	3.3	3.2	3.2
70	*****	10.1	9.8	9.5	9.2	8.8	8.5	8.0	7.9	7.2	5.6	3.2	3.1	3.0
75	*****	9.8	9.5	9.2	8.8	8.5	8.0	7.7	7.0	5.4	3.1	3.1	3.0	2.9
80	*****	9.4	9.2	8.9	8.6	8.3	8.0	7.7	7.0	5.4	3.1	3.1	2.9	2.6
85	*****	9.2	8.9	8.6	8.3	8.0	7.7	7.4	7.1	5.8	4.5	2.6	2.6	2.4
90	*****	8.9	8.6	8.4	8.1	7.9	7.6	7.3	6.6	5.3	4.1	2.4	2.0	1.8
95	*****	8.4	8.1	7.9	7.7	7.4	7.1	6.5	5.8	4.5	2.6	2.6	2.4	2.0
100	*****	8.2	7.9	7.7	7.4	7.1	6.9	6.6	6.3	5.3	4.1	2.4	2.0	1.8
125	*****	7.1	6.9	6.6	6.3	6.0	5.8	5.3	4.6	3.5	2.0	1.8	1.7	1.7
150	*****	6.5	6.3	6.0	5.8	5.3	5.0	4.6	3.7	2.9	1.7	1.5	1.4	1.4
200	*****	5.2	5.0	4.6	4.3	4.1	3.7	3.5	2.7	2.5	1.4	1.4	1.4	1.3
250	*****	4.1	3.7	3.5	3.2	2.9	2.7	2.5	2.0	1.8	1.4	1.4	1.4	1.3
300	*****	3.7	3.5	3.2	2.9	2.7	2.5	2.0	1.8	1.4	1.4	1.4	1.3	1.3
350	*****	3.7	3.5	3.2	2.9	2.7	2.5	2.0	1.8	1.4	1.4	1.4	1.3	1.3
400	*****	3.7	3.5	3.2	2.9	2.7	2.5	2.0	1.8	1.4	1.4	1.4	1.3	1.3
450	*****	3.7	3.5	3.2	2.9	2.7	2.5	2.0	1.8	1.4	1.4	1.4	1.3	1.3
500	*****	3.7	3.5	3.2	2.9	2.7	2.5	2.0	1.8	1.4	1.4	1.4	1.3	1.3

NOTE: FOR CORRECT USAGE OF THESE TABLES REFER TO APPENDIX A

GENERAL SOCIAL SURVEY CYCLE 15

APPROXIMATE VARIANCE TABLES FOR
POPULATION AGED 15+ OF ATLANTIC REGION

NUMERATOR OF PERCENTAGE ('000)	ESTIMATED PERCENTAGE													
	0.1%	1.0%	2.0%	5.0%	10.0%	15.0%	20.0%	25.0%	30.0%	35.0%	40.0%	50.0%	70.0%	90.0%
1	82.6	82.2	81.8	80.5	78.4	76.1	73.9	71.5	69.1	66.6	64.0	58.4	45.2	26.1
2	*****	58.1	57.8	56.9	55.4	53.8	52.2	50.6	48.9	47.1	45.2	41.3	32.0	18.5
3	*****	47.4	47.2	46.5	45.2	44.0	42.7	41.3	39.9	38.4	36.9	33.7	26.1	15.1
4	*****	41.1	40.9	40.3	39.2	38.1	36.9	35.8	34.6	33.3	32.0	29.2	22.6	13.1
5	*****	36.8	36.6	36.0	35.0	34.1	33.0	32.0	30.9	29.8	28.6	26.1	20.2	11.7
6	*****	33.6	33.4	32.9	32.0	31.1	30.2	29.2	28.2	27.2	26.1	23.8	18.5	10.7
7	*****	31.1	30.9	30.4	29.6	28.8	27.9	27.0	26.1	25.2	24.2	22.1	17.1	9.9
8	*****	29.1	28.9	28.5	27.7	26.9	26.1	25.3	24.4	23.5	22.6	20.6	16.0	9.2
9	*****	27.4	27.3	26.8	26.1	25.4	24.6	23.8	23.0	22.2	21.3	19.5	15.1	8.7
10	*****	26.0	25.9	25.5	24.8	24.1	23.4	22.6	21.9	21.1	20.2	18.5	14.3	8.3
11	*****	24.8	24.7	24.3	23.6	23.0	22.3	21.6	20.8	20.1	19.3	17.6	13.6	7.9
12	*****	23.7	23.6	23.2	22.6	22.0	21.3	20.6	19.9	19.2	18.5	16.9	13.1	7.5
13	*****	22.8	22.7	22.3	21.7	21.1	20.5	19.8	19.2	18.5	17.7	16.2	12.5	7.2
14	*****	22.0	21.9	21.5	20.9	20.4	19.7	19.1	18.5	17.8	17.1	15.6	12.1	7.0
15	*****	21.2	21.1	20.8	20.2	19.7	19.1	18.5	17.8	17.2	16.5	15.1	11.7	6.7
16	*****	20.5	20.4	20.1	19.6	19.0	18.5	17.9	17.3	16.6	16.0	14.6	11.3	6.5
17	*****	19.9	19.8	19.5	19.0	18.5	17.9	17.3	16.8	16.2	15.5	14.2	11.0	6.3
18	*****	19.4	19.3	19.0	18.5	17.9	17.4	16.9	16.3	15.7	15.1	13.8	10.7	6.2
19	*****	18.9	18.8	18.5	18.0	17.5	16.9	16.4	15.9	15.3	14.7	13.4	10.4	6.0
20	*****	*****	18.3	18.0	17.5	17.0	16.5	16.0	15.5	14.9	14.3	13.1	10.1	5.8
21	*****	*****	17.8	17.6	17.1	16.6	16.1	15.6	15.1	14.5	14.0	12.7	9.9	5.7
22	*****	*****	17.4	17.2	16.7	16.2	15.8	15.3	14.7	14.2	13.6	12.5	9.6	5.6
23	*****	*****	17.0	16.8	16.3	15.9	15.4	14.9	14.4	13.9	13.3	12.2	9.4	5.4
24	*****	*****	16.7	16.4	16.0	15.5	15.1	14.6	14.1	13.6	13.1	11.9	9.2	5.3
25	*****	*****	16.4	16.1	15.7	15.2	14.8	14.3	13.8	13.3	12.8	11.7	9.0	5.2
30	*****	*****	14.9	14.7	14.3	13.9	13.5	13.1	12.6	12.2	11.7	10.7	8.3	4.8
35	*****	*****	13.8	13.6	13.2	12.9	12.5	12.1	11.7	11.3	10.8	9.9	7.6	4.4
40	*****	*****	*****	12.7	12.4	12.0	11.7	11.3	10.9	10.5	10.1	9.2	7.2	4.1
45	*****	*****	*****	12.0	11.7	11.4	11.0	10.7	10.3	9.9	9.5	8.7	6.7	3.9
50	*****	*****	*****	11.4	11.1	10.8	10.4	10.1	9.8	9.4	9.0	8.3	6.4	3.7
55	*****	*****	*****	10.9	10.6	10.3	10.0	9.6	9.3	9.0	8.6	7.9	6.1	3.5
60	*****	*****	*****	10.4	10.1	9.8	9.5	9.2	8.9	8.6	8.3	7.5	5.8	3.4
65	*****	*****	*****	10.0	9.7	9.4	9.2	8.9	8.6	8.3	7.9	7.2	5.6	3.2
70	*****	*****	*****	9.6	9.4	9.1	8.8	8.5	8.3	8.0	7.6	7.0	5.4	3.1
75	*****	*****	*****	9.3	9.0	8.8	8.5	8.3	8.0	7.7	7.4	6.7	5.2	3.0
80	*****	*****	*****	9.0	8.8	8.5	8.3	8.0	7.7	7.4	7.2	6.5	5.1	2.9
85	*****	*****	*****	8.7	8.5	8.3	8.0	7.8	7.5	7.2	6.9	6.3	4.9	2.8
90	*****	*****	*****	8.5	8.3	8.0	7.8	7.5	7.3	7.0	6.7	6.2	4.8	2.8
95	*****	*****	*****	8.3	8.0	7.8	7.6	7.3	7.1	6.8	6.6	6.0	4.6	2.7
100	*****	*****	*****	*****	7.8	7.6	7.4	7.2	6.9	6.7	6.4	5.8	4.5	2.6
125	*****	*****	*****	*****	7.0	6.8	6.6	6.4	6.2	6.0	5.7	5.2	4.0	2.3
150	*****	*****	*****	*****	6.4	6.2	6.0	5.8	5.6	5.4	5.2	4.8	3.7	2.1
200	*****	*****	*****	*****	5.4	5.2	5.1	4.9	4.7	4.7	4.5	4.1	3.2	1.8
250	*****	*****	*****	*****	4.8	4.7	4.5	4.4	4.2	4.2	4.0	3.7	2.9	1.7
300	*****	*****	*****	*****	*****	4.3	4.1	4.0	3.8	3.7	3.4	3.4	2.6	1.5
350	*****	*****	*****	*****	*****	3.9	3.8	3.7	3.6	3.4	3.1	3.1	2.4	1.4
400	*****	*****	*****	*****	*****	*****	3.6	3.5	3.3	3.2	2.9	2.9	2.3	1.3
450	*****	*****	*****	*****	*****	*****	3.4	3.3	3.1	3.0	2.8	2.1	1.2	1.2
500	*****	*****	*****	*****	*****	*****	*****	3.1	3.0	2.9	2.6	2.6	2.0	1.2
750	*****	*****	*****	*****	*****	*****	*****	*****	2.3	2.1	1.7	1.7	1.0	0.8
1000	*****	*****	*****	*****	*****	*****	*****	*****	*****	*****	*****	*****	1.4	0.8
1500	*****	*****	*****	*****	*****	*****	*****	*****	*****	*****	*****	*****	*****	0.7

NOTE: FOR CORRECT USAGE OF THESE TABLES REFER TO APPENDIX A

GENERAL SOCIAL SURVEY CYCLE 15

APPROXIMATE VARIANCE TABLES FOR
POPULATION AGED 15+ OF QUEBEC

NUMERATOR OF PERCENTAGE ('000)	ESTIMATED PERCENTAGE														
	0.1%	1.0%	2.0%	5.0%	10.0%	15.0%	20.0%	25.0%	30.0%	35.0%	40.0%	50.0%	70.0%	90.0%	
1	124.1	123.5	122.9	121.0	117.8	114.5	111.0	107.5	103.9	100.1	96.2	87.8	68.0	39.3	
2	87.7	87.3	86.9	85.6	83.3	80.9	78.5	76.0	73.4	70.8	68.0	62.1	48.1	27.8	
3	71.6	71.3	71.0	69.9	68.0	66.1	64.1	62.1	60.0	57.8	55.5	50.7	39.3	22.7	
4	62.0	61.8	61.4	60.5	58.9	57.2	55.5	53.8	51.9	50.0	48.1	43.9	34.0	19.6	
5	55.5	55.2	55.0	54.1	52.7	51.2	49.7	48.1	46.5	44.8	43.0	39.3	30.4	17.6	
6	50.7	50.4	50.2	49.4	48.1	46.7	45.3	43.9	42.4	40.9	39.3	35.8	27.8	16.0	
7	*****	46.7	46.5	45.7	44.5	43.3	42.0	40.6	39.3	37.8	36.3	33.2	25.7	14.8	
8	*****	43.7	43.5	42.8	41.6	40.5	39.3	38.0	36.7	35.4	34.0	31.0	24.0	13.9	
9	*****	41.2	41.0	40.3	39.3	38.2	37.0	35.8	34.6	33.4	32.1	29.3	22.7	13.1	
10	*****	39.1	38.9	38.3	37.2	36.2	35.1	34.0	32.8	31.7	30.4	27.8	21.5	12.4	
11	*****	37.2	37.1	36.5	35.5	34.5	33.5	32.4	31.3	30.2	29.0	26.5	20.5	11.8	
12	*****	35.7	35.5	34.9	34.0	33.0	32.1	31.0	30.0	28.9	27.8	25.3	19.6	11.3	
13	*****	34.3	34.1	33.6	32.7	31.7	30.8	29.8	28.8	27.8	26.7	24.3	18.9	10.9	
14	*****	33.0	32.8	32.3	31.5	30.6	29.7	28.7	27.8	26.7	25.7	23.5	18.2	10.5	
15	*****	31.9	31.7	31.2	30.4	29.6	28.7	27.8	26.8	25.8	24.8	22.7	17.6	10.1	
16	*****	30.9	30.7	30.3	29.4	28.6	27.8	26.9	26.0	25.0	24.0	21.9	17.0	9.8	
17	*****	30.0	29.8	29.3	28.6	27.8	27.0	26.1	25.2	24.3	23.3	21.3	16.5	9.5	
18	*****	29.1	29.0	28.5	27.8	27.0	26.2	25.3	24.5	23.6	22.7	20.7	16.0	9.3	
19	*****	28.3	28.2	27.8	27.0	26.3	25.5	24.7	23.8	23.0	22.1	20.1	15.6	9.0	
20	*****	27.6	27.5	27.1	26.3	25.6	24.8	24.0	23.2	22.4	21.5	19.6	15.2	8.8	
21	*****	27.0	26.8	26.4	25.7	25.0	24.2	23.5	22.7	21.8	21.0	19.2	14.8	8.6	
22	*****	26.3	26.2	25.8	25.1	24.4	23.7	22.9	22.1	21.3	20.5	18.7	14.5	8.4	
23	*****	25.8	25.6	25.2	24.6	23.9	23.2	22.4	21.7	20.9	20.1	18.3	14.2	8.2	
24	*****	25.2	25.1	24.7	24.0	23.4	22.7	21.9	21.2	20.4	19.6	17.9	13.9	8.0	
25	*****	24.7	24.6	24.2	23.6	22.9	22.2	21.5	20.8	20.0	19.2	17.6	13.6	7.9	
30	*****	22.6	22.4	22.1	21.5	20.9	20.3	19.6	19.0	18.3	17.6	16.0	12.4	7.2	
35	*****	20.9	20.8	20.5	19.9	19.3	18.8	18.2	17.6	16.9	16.3	14.8	11.5	6.6	
40	*****	19.5	19.4	19.1	18.6	18.1	17.6	17.0	16.4	15.8	15.2	13.9	10.8	6.2	
45	*****	18.4	18.3	18.0	17.6	17.1	16.6	16.0	15.5	14.9	14.3	13.1	10.1	5.9	
50	*****	17.5	17.4	17.1	16.7	16.2	15.7	15.2	14.7	14.2	13.6	12.4	9.6	5.6	
55	*****	16.7	16.6	16.3	15.9	15.4	15.0	14.5	14.0	13.5	13.0	11.8	9.2	5.3	
60	*****	15.9	15.9	15.6	15.2	14.8	14.3	13.9	13.4	12.9	12.4	11.3	8.8	5.1	
65	*****	*****	15.2	15.0	14.6	14.2	13.8	13.3	12.9	12.4	11.9	10.9	8.4	4.9	
70	*****	*****	14.7	14.5	14.1	13.7	13.3	12.9	12.4	12.0	11.5	10.5	8.1	4.7	
75	*****	*****	14.2	14.0	13.6	13.2	12.8	12.4	12.0	11.6	11.1	10.1	7.9	4.5	
80	*****	*****	13.7	13.5	13.2	12.8	12.4	12.0	11.6	11.2	10.8	9.8	7.6	4.4	
85	*****	*****	13.3	13.1	12.8	12.4	12.0	11.7	11.3	10.9	10.4	9.5	7.4	4.3	
90	*****	*****	13.0	12.8	12.4	12.1	11.7	11.3	10.9	10.6	10.1	9.3	7.2	4.1	
95	*****	*****	12.6	12.4	12.1	11.7	11.4	11.0	10.7	10.3	9.9	9.0	7.0	4.0	
100	*****	*****	12.3	12.1	11.8	11.4	11.1	10.8	10.4	10.0	9.6	8.8	6.8	3.9	
125	*****	*****	10.8	10.5	10.2	9.9	9.6	9.3	9.0	8.6	8.2	7.2	5.6	3.5	
150	*****	*****	9.9	9.6	9.3	9.1	8.8	8.5	8.2	7.9	7.5	6.5	4.8	3.2	
200	*****	*****	8.6	8.3	8.1	7.9	7.6	7.3	7.1	6.8	6.4	5.4	4.0	2.8	
250	*****	*****	7.7	7.4	7.2	7.0	6.8	6.6	6.3	6.1	5.8	4.8	3.5	2.5	
300	*****	*****	7.0	6.8	6.6	6.4	6.2	6.0	5.8	5.6	5.4	4.4	3.2	2.3	
350	*****	*****	6.3	6.1	5.9	5.7	5.6	5.4	5.2	5.0	4.8	3.8	2.8	2.0	
400	*****	*****	5.9	5.7	5.6	5.4	5.2	5.0	4.8	4.6	4.4	3.4	2.5	1.9	
450	*****	*****	5.6	5.4	5.2	5.1	4.9	4.7	4.5	4.3	4.1	3.2	2.3	1.8	
500	*****	*****	5.3	5.1	5.0	4.8	4.6	4.4	4.2	4.0	3.8	2.9	2.0	1.5	
750	*****	*****	4.2	4.1	3.9	3.8	3.7	3.5	3.4	3.2	3.0	2.2	1.5	1.0	
1000	*****	*****	*****	3.5	3.4	3.3	3.2	3.0	2.8	2.7	2.5	1.8	1.2	0.9	
1500	*****	*****	*****	*****	2.8	2.7	2.6	2.5	2.3	2.2	2.0	1.4	1.0	0.7	
2000	*****	*****	*****	*****	*****	2.2	2.1	2.0	1.8	1.7	1.5	1.0	0.7	0.5	
3000	*****	*****	*****	*****	*****	*****	1.6	1.5	1.3	1.2	1.0	0.7	0.5	0.4	
4000	*****	*****	*****	*****	*****	*****	*****	1.1	1.0	0.9	0.7	0.5	0.4	0.3	
5000	*****	*****	*****	*****	*****	*****	*****	*****	1.1	1.0	0.8	0.6	0.4	0.3	

NOTE: FOR CORRECT USAGE OF THESE TABLES REFER TO APPENDIX A

GENERAL SOCIAL SURVEY CYCLE 15

APPROXIMATE VARIANCE TABLES FOR
POPULATION AGED 15+ OF ONTARIO

NUMERATOR OF PERCENTAGE ('000)	ESTIMATED PERCENTAGE													
	0.1%	1.0%	2.0%	5.0%	10.0%	15.0%	20.0%	25.0%	30.0%	35.0%	40.0%	50.0%	70.0%	90.0%
1	129.4	128.8	128.1	126.1	122.8	119.3	115.8	112.1	108.3	104.3	100.2	91.5	70.9	40.9
2	91.5	91.1	90.6	89.2	86.8	84.4	81.9	79.3	76.6	73.8	70.9	64.7	50.1	28.9
3	74.7	74.3	74.0	72.8	70.9	68.9	66.8	64.7	62.5	60.2	57.9	52.8	40.9	23.6
4	64.7	64.4	64.1	63.1	61.4	59.7	57.9	56.0	54.1	52.2	50.1	45.8	35.4	20.5
5	57.8	57.6	57.3	56.4	54.9	53.4	51.8	50.1	48.4	46.7	44.8	40.9	31.7	18.3
6	52.8	52.6	52.3	51.5	50.1	48.7	47.3	45.8	44.2	42.6	40.9	37.4	28.9	16.7
7	48.9	48.7	48.4	47.7	46.4	45.1	43.8	42.4	40.9	39.4	37.9	34.6	26.8	15.5
8	45.7	45.5	45.3	44.6	43.4	42.2	40.9	39.6	38.3	36.9	35.4	32.4	25.1	14.5
9	43.1	42.9	42.7	42.0	40.9	39.8	38.6	37.4	36.1	34.8	33.4	30.5	23.6	13.6
10	*****	40.7	40.5	39.9	38.8	37.7	36.6	35.4	34.2	33.0	31.7	28.9	22.4	12.9
11	*****	38.8	38.6	38.0	37.0	36.0	34.9	33.8	32.6	31.5	30.2	27.6	21.4	12.3
12	*****	37.2	37.0	36.4	35.4	34.4	33.4	32.4	31.3	30.1	28.9	26.4	20.5	11.8
13	*****	35.7	35.5	35.0	34.1	33.1	32.1	31.1	30.0	28.9	27.8	25.4	19.7	11.4
14	*****	34.4	34.2	33.7	32.8	31.9	30.9	30.0	28.9	27.9	26.8	24.5	18.9	10.9
15	*****	33.2	33.1	32.6	31.7	30.8	29.9	28.9	28.0	26.9	25.9	23.6	18.3	10.6
16	*****	32.2	32.0	31.5	30.7	29.8	28.9	28.0	27.1	26.1	25.1	22.9	17.7	10.2
17	*****	31.2	31.1	30.6	29.8	28.9	28.1	27.2	26.3	25.3	24.3	22.2	17.2	9.9
18	*****	30.4	30.2	29.7	28.9	28.1	27.3	26.4	25.5	24.6	23.6	21.6	16.7	9.6
19	*****	29.5	29.4	28.9	28.2	27.4	26.6	25.7	24.8	23.9	23.0	21.0	16.3	9.4
20	*****	28.8	28.6	28.2	27.5	26.7	25.9	25.1	24.2	23.3	22.4	20.5	15.9	9.2
21	*****	28.1	28.0	27.5	26.8	26.0	25.3	24.5	23.6	22.8	21.9	20.0	15.5	8.9
22	*****	27.5	27.3	26.9	26.2	25.4	24.7	23.9	23.1	22.2	21.4	19.5	15.1	8.7
23	*****	26.9	26.7	26.3	25.6	24.9	24.1	23.4	22.6	21.8	20.9	19.1	14.8	8.5
24	*****	26.3	26.2	25.7	25.1	24.4	23.6	22.9	22.1	21.3	20.5	18.7	14.5	8.4
25	*****	25.8	25.6	25.2	24.6	23.9	23.2	22.4	21.7	20.9	20.0	18.3	14.2	8.2
30	*****	23.5	23.4	23.0	22.4	21.8	21.1	20.5	19.8	19.0	18.3	16.7	12.9	7.5
35	*****	21.8	21.7	21.3	20.8	20.2	19.6	18.9	18.3	17.6	16.9	15.5	12.0	6.9
40	*****	20.4	20.3	19.9	19.4	18.9	18.3	17.7	17.1	16.5	15.9	14.5	11.2	6.5
45	*****	19.2	19.1	18.8	18.3	17.8	17.3	16.7	16.1	15.6	14.9	13.6	10.6	6.1
50	*****	18.2	18.1	17.8	17.4	16.9	16.4	15.9	15.3	14.8	14.2	12.9	10.0	5.8
55	*****	17.4	17.3	17.0	16.6	16.1	15.6	15.1	14.6	14.1	13.5	12.3	9.6	5.5
60	*****	16.6	16.5	16.3	15.9	15.4	14.9	14.5	14.0	13.5	12.9	11.8	9.2	5.3
65	*****	16.0	15.9	15.6	15.2	14.8	14.4	13.9	13.4	12.9	12.4	11.4	8.8	5.1
70	*****	15.4	15.3	15.1	14.7	14.3	13.8	13.4	12.9	12.5	12.0	10.9	8.5	4.9
75	*****	14.9	14.8	14.6	14.2	13.8	13.4	12.9	12.5	12.0	11.6	10.6	8.2	4.7
80	*****	14.4	14.3	14.1	13.7	13.3	12.9	12.5	12.1	11.7	11.2	10.2	7.9	4.6
85	*****	14.0	13.9	13.7	13.3	12.9	12.6	12.2	11.7	11.3	10.9	9.9	7.7	4.4
90	*****	13.6	13.5	13.3	12.9	12.6	12.2	11.8	11.4	11.0	10.6	9.6	7.5	4.3
95	*****	13.2	13.1	12.9	12.6	12.2	11.9	11.5	11.1	10.7	10.3	9.4	7.3	4.2
100	*****	*****	12.8	12.6	12.3	11.9	11.6	11.2	10.8	10.4	10.0	9.2	7.1	4.1
125	*****	*****	11.5	11.3	11.0	10.7	10.4	10.0	9.7	9.3	9.0	8.2	6.3	3.7
150	*****	*****	10.5	10.3	10.0	9.7	9.5	9.2	8.8	8.5	8.2	7.5	5.8	3.3
200	*****	*****	*****	8.9	8.7	8.4	8.2	7.9	7.7	7.4	7.1	6.5	5.0	2.9
250	*****	*****	*****	8.0	7.8	7.5	7.3	7.1	6.8	6.6	6.3	5.8	4.5	2.6
300	*****	*****	*****	7.3	7.1	6.9	6.7	6.5	6.3	6.0	5.8	5.3	4.1	2.4
350	*****	*****	*****	6.7	6.6	6.4	6.2	6.0	5.8	5.6	5.4	4.9	3.8	2.2
400	*****	*****	*****	6.3	6.1	6.0	5.8	5.6	5.4	5.2	5.0	4.6	3.5	2.0
450	*****	*****	*****	5.9	5.8	5.6	5.5	5.3	5.1	4.9	4.7	4.3	3.3	1.9
500	*****	*****	*****	*****	5.5	5.3	5.2	5.0	4.8	4.7	4.5	4.1	3.2	1.8
750	*****	*****	*****	*****	4.5	4.4	4.2	4.1	4.0	3.8	3.7	3.3	2.6	1.5
1000	*****	*****	*****	*****	*****	3.8	3.7	3.5	3.4	3.3	3.2	2.9	2.2	1.3
1500	*****	*****	*****	*****	*****	*****	3.0	2.9	2.8	2.7	2.6	2.4	1.8	1.1
2000	*****	*****	*****	*****	*****	*****	*****	2.5	2.4	2.3	2.2	2.0	1.6	0.9
3000	*****	*****	*****	*****	*****	*****	*****	*****	1.9	1.8	1.7	1.3	0.7	0.4
4000	*****	*****	*****	*****	*****	*****	*****	*****	*****	1.4	1.3	1.1	0.6	0.3
5000	*****	*****	*****	*****	*****	*****	*****	*****	*****	*****	1.0	0.6	0.3	0.2
6000	*****	*****	*****	*****	*****	*****	*****	*****	*****	*****	*****	0.9	0.5	0.3
7000	*****	*****	*****	*****	*****	*****	*****	*****	*****	*****	*****	*****	0.5	0.3
8000	*****	*****	*****	*****	*****	*****	*****	*****	*****	*****	*****	*****	0.5	0.3

NOTE: FOR CORRECT USAGE OF THESE TABLES REFER TO APPENDIX A

GENERAL SOCIAL SURVEY CYCLE 15

APPROXIMATE VARIANCE TABLES FOR
POPULATION AGED 15+ OF MANITOBA

NUMERATOR OF PERCENTAGE ('000)	ESTIMATED PERCENTAGE													
	0.1%	1.0%	2.0%	5.0%	10.0%	15.0%	20.0%	25.0%	30.0%	35.0%	40.0%	50.0%	70.0%	90.0%
1	*****	89.3	88.8	87.5	85.1	82.7	80.3	77.7	75.1	72.3	69.5	63.4	49.1	28.4
2	*****	63.1	62.8	61.8	60.2	58.5	56.7	54.9	53.1	51.2	49.1	44.9	34.8	20.1
3	*****	51.5	51.3	50.5	49.1	47.8	46.3	44.9	43.3	41.8	40.1	36.6	28.4	16.4
4	*****	44.6	44.4	43.7	42.6	41.4	40.1	38.9	37.5	36.2	34.8	31.7	24.6	14.2
5	*****	39.9	39.7	39.1	38.1	37.0	35.9	34.8	33.6	32.4	31.1	28.4	22.0	12.7
6	*****	36.4	36.3	35.7	34.8	33.8	32.8	31.7	30.6	29.5	28.4	25.9	20.1	11.6
7	*****	33.7	33.6	33.1	32.2	31.3	30.3	29.4	28.4	27.3	26.3	24.0	18.6	10.7
8	*****	31.6	31.4	30.9	30.1	29.2	28.4	27.5	26.5	25.6	24.6	22.4	17.4	10.0
9	*****	29.8	29.6	29.2	28.4	27.6	26.8	25.9	25.0	24.1	23.2	21.1	16.4	9.5
10	*****		28.1	27.7	26.9	26.2	25.4	24.6	23.7	22.9	22.0	20.1	15.5	9.0
11	*****		26.8	26.4	25.7	24.9	24.2	23.4	22.6	21.8	21.0	19.1	14.8	8.6
12	*****		25.6	25.2	24.6	23.9	23.2	22.4	21.7	20.9	20.1	18.3	14.2	8.2
13	*****		24.6	24.3	23.6	22.9	22.3	21.6	20.8	20.1	19.3	17.6	13.6	7.9
14	*****		23.7	23.4	22.7	22.1	21.4	20.8	20.1	19.3	18.6	17.0	13.1	7.6
15	*****		22.9	22.6	22.0	21.4	20.7	20.1	19.4	18.7	17.9	16.4	12.7	7.3
16	*****		22.2	21.9	21.3	20.7	20.1	19.4	18.8	18.1	17.4	15.9	12.3	7.1
17	*****		21.5	21.2	20.6	20.1	19.5	18.8	18.2	17.5	16.9	15.4	11.9	6.9
18	*****		20.9	20.6	20.1	19.5	18.9	18.3	17.7	17.1	16.4	15.0	11.6	6.7
19	*****			19.5	19.0	18.4	17.8	17.2	16.6	16.0	15.4	14.6	11.3	6.5
20	*****			19.6	19.0	18.5	17.9	17.4	16.8	16.2	15.5	14.2	11.0	6.3
21	*****			19.1	18.6	18.1	17.5	17.0	16.4	15.8	15.2	13.8	10.7	6.2
22	*****			18.6	18.1	17.6	17.1	16.6	16.0	15.4	14.8	13.5	10.5	6.0
23	*****			18.2	17.7	17.2	16.7	16.2	15.7	15.1	14.5	13.2	10.2	5.9
24	*****			17.9	17.4	16.9	16.4	15.9	15.3	14.8	14.2	13.0	10.0	5.8
25	*****			17.5	17.0	16.5	16.1	15.5	15.0	14.5	13.9	12.7	9.8	5.7
30	*****			16.0	15.5	15.1	14.7	14.2	13.7	13.2	12.7	11.6	9.0	5.2
35	*****			14.8	14.4	14.0	13.6	13.1	12.7	12.2	11.7	10.7	8.3	4.8
40	*****			13.8	13.5	13.1	12.7	12.3	11.9	11.4	11.0	10.0	7.8	4.5
45	*****			13.0	12.7	12.3	12.0	11.6	11.2	10.8	10.4	9.5	7.3	4.2
50	*****				12.0	11.7	11.3	11.0	10.6	10.2	9.8	9.0	7.0	4.0
55	*****				11.5	11.2	10.8	10.5	10.1	9.8	9.4	8.6	6.6	3.8
60	*****				11.0	10.7	10.4	10.0	9.7	9.3	9.0	8.2	6.3	3.7
65	*****				10.6	10.3	10.0	9.6	9.3	9.0	8.6	7.9	6.1	3.5
70	*****				10.2	9.9	9.6	9.3	9.0	8.6	8.3	7.6	5.9	3.4
75	*****				9.8	9.6	9.3	9.0	8.7	8.4	8.0	7.3	5.7	3.3
80	*****				9.5	9.2	9.0	8.7	8.4	8.1	7.8	7.1	5.5	3.2
85	*****				9.2	9.0	8.7	8.4	8.1	7.8	7.5	6.9	5.3	3.1
90	*****				9.0	8.7	8.5	8.2	7.9	7.6	7.3	6.7	5.2	3.0
95	*****					8.5	8.2	8.0	7.7	7.4	7.1	6.5	5.0	2.9
100	*****					8.3	8.0	7.8	7.5	7.2	7.0	6.3	4.9	2.8
125	*****					7.4	7.2	7.0	6.7	6.5	6.2	5.7	4.4	2.5
150	*****						6.6	6.3	6.1	5.9	5.7	5.2	4.0	2.3
200	*****							5.5	5.3	5.1	4.9	4.5	3.5	2.0
250	*****								4.7	4.6	4.4	4.0	3.1	1.8
300	*****									4.2	4.0	3.7	2.8	1.6
350	*****										3.7	3.4	2.6	1.5
400	*****											3.2	2.5	1.4
450	*****											3.0	2.3	1.3
500	*****												2.2	1.3
750	*****													1.0

NOTE: FOR CORRECT USAGE OF THESE TABLES REFER TO APPENDIX A

GENERAL SOCIAL SURVEY CYCLE 15

APPROXIMATE VARIANCE TABLES FOR
POPULATION AGED 15+ OF SASKATCHEWAN

NUMERATOR OF PERCENTAGE ('000)	ESTIMATED PERCENTAGE													
	0.1%	1.0%	2.0%	5.0%	10.0%	15.0%	20.0%	25.0%	30.0%	35.0%	40.0%	50.0%	70.0%	90.0%
1	*****	82.7	82.3	81.0	78.8	76.6	74.3	72.0	69.5	67.0	64.4	58.8	45.5	26.3
2	*****	58.5	58.2	57.3	55.7	54.2	52.6	50.9	49.2	47.4	45.5	41.5	32.2	18.6
3	*****	47.7	47.5	46.8	45.5	44.2	42.9	41.5	40.1	38.7	37.2	33.9	26.3	15.2
4	*****	41.3	41.1	40.5	39.4	38.3	37.2	36.0	34.8	33.5	32.2	29.4	22.8	13.1
5	*****	37.0	36.8	36.2	35.3	34.3	33.2	32.2	31.1	30.0	28.8	26.3	20.4	11.8
6	*****	33.8	33.6	33.1	32.2	31.3	30.3	29.4	28.4	27.4	26.3	24.0	18.6	10.7
7	*****	31.3	31.1	30.6	29.8	29.0	28.1	27.2	26.3	25.3	24.3	22.2	17.2	9.9
8	*****	29.1	28.6	27.9	27.1	26.3	25.4	24.6	23.7	22.8	20.8	16.1	9.3	
9	*****	27.4	27.0	26.3	25.5	24.8	24.0	23.2	22.3	21.5	19.6	15.2	8.8	
10	*****	26.0	25.6	24.9	24.2	23.5	22.8	22.0	21.2	20.4	18.6	14.4	8.3	
11	*****	24.8	24.4	23.8	23.1	22.4	21.7	21.0	20.2	19.4	17.7	13.7	7.9	
12	*****	23.7	23.4	22.8	22.1	21.5	20.8	20.1	19.3	18.6	17.0	13.1	7.6	
13	*****	22.8	22.5	21.9	21.2	20.6	20.0	19.3	18.6	17.9	16.3	12.6	7.3	
14	*****	22.0	21.6	21.1	20.5	19.9	19.2	18.6	17.9	17.2	15.7	12.2	7.0	
15	*****	21.2	20.9	20.4	19.8	19.2	18.6	18.0	17.3	16.6	15.2	11.8	6.8	
16	*****	20.2	19.7	19.2	18.6	18.0	17.4	16.7	16.1	15.4	14.7	11.4	6.6	
17	*****	19.6	19.1	18.6	18.0	17.5	16.9	16.2	15.6	14.3	13.0	11.0	6.4	
18	*****	19.1	18.6	18.1	17.5	17.0	16.4	15.8	15.2	13.8	10.7	7.6	6.2	
19	*****	18.6	18.1	17.6	17.1	16.5	16.0	15.4	14.8	13.5	10.4	6.0	6.0	
20	*****	18.1	17.6	17.1	16.6	16.1	15.5	15.0	14.4	13.1	10.2	5.9	5.7	
21	*****	17.7	17.2	16.7	16.2	15.7	15.2	14.6	14.0	12.8	9.9	5.7	5.7	
22	*****	17.3	16.8	16.3	15.8	15.3	14.8	14.3	13.7	12.5	9.7	5.6	5.6	
23	*****	16.9	16.4	16.0	15.5	15.0	14.5	14.0	13.4	12.3	9.5	5.5	5.5	
24	*****	16.5	16.1	15.6	15.2	14.7	14.2	13.7	13.1	12.0	9.3	5.4	5.4	
25	*****	16.2	15.8	15.3	14.9	14.4	13.9	13.4	12.9	11.8	9.1	5.3	5.3	
30	*****	14.8	14.4	14.0	13.6	13.1	12.7	12.2	11.8	10.7	8.3	4.8	4.8	
35	*****	13.7	13.3	12.9	12.6	12.2	11.8	11.3	10.9	9.9	7.7	4.4	4.4	
40	*****	12.5	12.1	11.8	11.4	11.0	10.6	10.2	9.3	7.2	4.2	4.2	4.2	
45	*****	11.8	11.4	11.1	10.7	10.4	10.0	9.6	8.8	6.8	3.9	3.9	3.9	
50	*****	11.1	10.8	10.5	10.2	9.8	9.5	9.1	8.3	6.4	3.7	3.7	3.7	
55	*****	10.6	10.3	10.0	9.7	9.4	9.0	8.7	7.9	6.1	3.5	3.5	3.5	
60	*****	10.2	9.9	9.6	9.3	9.0	8.6	8.3	7.6	5.9	3.4	3.4	3.4	
65	*****	9.8	9.5	9.2	8.9	8.6	8.3	8.0	7.3	5.6	3.3	3.3	3.3	
70	*****	9.4	9.2	8.9	8.6	8.3	8.0	7.7	7.0	5.4	3.1	3.1	3.1	
75	*****	9.1	8.8	8.6	8.3	8.0	7.7	7.4	6.8	5.3	3.0	3.0	3.0	
80	*****	8.6	8.3	8.0	7.8	7.5	7.2	6.9	6.6	5.1	2.9	2.9	2.9	
85	*****	8.3	8.1	7.8	7.5	7.3	7.0	6.7	6.4	4.9	2.9	2.9	2.9	
90	*****	8.1	7.8	7.6	7.3	7.1	6.8	6.2	4.8	2.8	2.8	2.8	2.8	
95	*****	7.9	7.6	7.4	7.1	6.9	6.6	6.0	4.7	2.7	2.7	2.7	2.7	
100	*****	7.7	7.4	7.2	7.0	6.7	6.4	5.9	4.6	2.6	2.6	2.6	2.6	
125	*****	6.6	6.4	6.2	6.0	5.8	5.3	4.1	2.4	2.4	2.4	2.4	2.4	
150	*****	6.1	5.9	5.7	5.5	5.3	4.8	3.7	2.1	2.1	2.1	2.1	2.1	
200	*****	4.9	4.7	4.6	4.2	3.2	3.2	3.2	3.2	3.2	3.2	3.2	3.2	
250	*****	4.2	4.1	3.7	2.9	1.7	1.7	1.7	1.7	1.7	1.7	1.7	1.7	
300	*****	3.7	3.4	2.6	1.5	1.5	1.5	1.5	1.5	1.5	1.5	1.5	1.5	
350	*****	3.1	2.4	1.4	1.4	1.4	1.4	1.4	1.4	1.4	1.4	1.4	1.4	
400	*****	2.3	2.3	2.3	2.3	2.3	2.3	2.3	2.3	2.3	2.3	2.3	2.3	
450	*****	2.1	2.1	2.1	2.1	2.1	2.1	2.1	2.1	2.1	2.1	2.1	2.1	
500	*****	2.0	2.0	2.0	2.0	2.0	2.0	2.0	2.0	2.0	2.0	2.0	2.0	

NOTE: FOR CORRECT USAGE OF THESE TABLES REFER TO APPENDIX A

GENERAL SOCIAL SURVEY CYCLE 15

APPROXIMATE VARIANCE TABLES FOR
POPULATION AGED 15+ OF ALBERTA

NUMERATOR OF PERCENTAGE ('000)	ESTIMATED PERCENTAGE														
	0.1%	1.0%	2.0%	5.0%	10.0%	15.0%	20.0%	25.0%	30.0%	35.0%	40.0%	50.0%	70.0%	90.0%	
1	119.3	118.8	118.2	116.4	113.3	110.1	106.8	103.4	99.9	96.2	92.5	84.4	65.4	37.8	
2	84.4	84.0	83.6	82.3	80.1	77.8	75.5	73.1	70.6	68.1	65.4	59.7	46.2	26.7	
3	*****	68.6	68.2	67.2	65.4	63.5	61.6	59.7	57.7	55.6	53.4	48.7	37.8	21.8	
4	*****	59.4	59.1	58.2	56.6	55.0	53.4	51.7	49.9	48.1	46.2	42.2	32.7	18.9	
5	*****	53.1	52.9	52.0	50.7	49.2	47.8	46.2	44.7	43.0	41.4	37.8	29.2	16.9	
6	*****	48.5	48.2	47.5	46.2	44.9	43.6	42.2	40.8	39.3	37.8	34.5	26.7	15.4	
7	*****	44.9	44.7	44.0	42.8	41.6	40.4	39.1	37.8	36.4	35.0	31.9	24.7	14.3	
8	*****	42.0	41.8	41.1	40.0	38.9	37.8	36.6	35.3	34.0	32.7	29.8	23.1	13.3	
9	*****	39.6	39.4	38.8	37.8	36.7	35.6	34.5	33.3	32.1	30.8	28.1	21.8	12.6	
10	*****	37.6	37.4	36.8	35.8	34.8	33.8	32.7	31.6	30.4	29.2	26.7	20.7	11.9	
11	*****	35.8	35.6	35.1	34.1	33.2	32.2	31.2	30.1	29.0	27.9	25.5	19.7	11.4	
12	*****	34.3	34.1	33.6	32.7	31.8	30.8	29.8	28.8	27.8	26.7	24.4	18.9	10.9	
13	*****	32.9	32.8	32.3	31.4	30.5	29.6	28.7	27.7	26.7	25.6	23.4	18.1	10.5	
14	*****	31.7	31.6	31.1	30.3	29.4	28.5	27.6	26.7	25.7	24.7	22.6	17.5	10.1	
15	*****	30.7	30.5	30.0	29.2	28.4	27.6	26.7	25.8	24.9	23.9	21.8	16.9	9.7	
16	*****	29.7	29.5	29.1	28.3	27.5	26.7	25.8	25.0	24.1	23.1	21.1	16.3	9.4	
17	*****	28.8	28.7	28.2	27.5	26.7	25.9	25.1	24.2	23.3	22.4	20.5	15.9	9.2	
18	*****	28.0	27.9	27.4	26.7	25.9	25.2	24.4	23.5	22.7	21.8	19.9	15.4	8.9	
19	*****	27.3	27.1	26.7	26.0	25.3	24.5	23.7	22.9	22.1	21.2	19.4	15.0	8.7	
20	*****	26.6	26.4	26.0	25.3	24.6	23.9	23.1	22.3	21.5	20.7	18.9	14.6	8.4	
21	*****	25.9	25.8	25.4	24.7	24.0	23.3	22.6	21.8	21.0	20.2	18.4	14.3	8.2	
22	*****	25.3	25.2	24.8	24.1	23.5	22.8	22.0	21.3	20.5	19.7	18.0	13.9	8.0	
23	*****	24.8	24.6	24.3	23.6	23.0	22.3	21.6	20.8	20.1	19.3	17.6	13.6	7.9	
24	*****	24.2	24.1	23.8	23.1	22.5	21.8	21.1	20.4	19.6	18.9	17.2	13.3	7.7	
25	*****	23.6	23.3	22.7	22.0	21.4	20.7	20.0	19.2	18.5	17.9	16.9	13.1	7.6	
30	*****	21.6	21.2	20.7	20.1	19.5	18.9	18.2	17.6	16.9	16.3	15.4	11.9	6.9	
35	*****	19.7	19.1	18.6	18.0	17.5	16.9	16.3	15.6	15.0	14.3	13.1	11.1	6.4	
40	*****	18.7	18.4	17.9	17.4	16.9	16.3	15.8	15.2	14.6	14.0	13.3	10.3	6.0	
45	*****	17.6	17.3	16.9	16.4	15.9	15.4	14.9	14.3	13.8	13.2	12.6	9.7	5.6	
50	*****	16.5	16.0	15.6	15.1	14.6	14.1	13.6	13.0	12.5	11.9	11.4	9.2	5.3	
55	*****	15.7	15.3	14.8	14.4	13.9	13.5	13.0	12.5	11.9	11.4	10.9	8.8	5.1	
60	*****	15.0	14.6	14.2	13.8	13.3	12.9	12.4	11.9	11.5	11.0	10.5	8.4	4.9	
65	*****	14.4	14.0	13.7	13.2	12.8	12.4	11.9	11.5	11.0	10.5	10.0	8.1	4.7	
70	*****	13.9	13.5	13.2	12.8	12.4	11.9	11.5	11.1	10.7	10.1	9.7	7.8	4.5	
75	*****	13.4	13.1	12.7	12.3	11.9	11.5	11.1	10.7	10.3	9.7	9.2	7.6	4.4	
80	*****	13.0	12.7	12.3	11.9	11.6	11.2	10.8	10.4	10.0	9.4	8.9	7.3	4.2	
85	*****	12.6	12.3	11.9	11.6	11.2	10.8	10.4	10.0	9.6	9.2	8.7	7.1	4.1	
90	*****	12.3	11.9	11.6	11.3	10.9	10.5	10.1	9.7	9.3	8.9	8.4	6.9	4.0	
95	*****	11.9	11.6	11.3	11.0	10.6	10.2	9.9	9.5	9.1	8.7	8.2	6.7	3.9	
100	*****	11.6	11.3	11.0	10.7	10.3	10.0	9.6	9.2	8.8	8.4	7.9	6.5	3.8	
125	*****	10.1	9.8	9.6	9.2	8.9	8.6	8.3	8.0	7.7	7.4	7.0	5.8	3.4	
150	*****	9.2	9.0	8.7	8.4	8.2	7.9	7.6	7.3	7.0	6.7	6.4	5.3	3.1	
200	*****	8.0	7.8	7.6	7.3	7.1	6.8	6.5	6.2	5.9	5.6	5.3	4.6	2.7	
250	*****	7.0	6.8	6.5	6.3	6.1	5.8	5.6	5.3	5.0	4.7	4.4	4.1	2.4	
300	*****	6.4	6.2	6.0	5.8	5.6	5.3	5.1	4.8	4.6	4.4	4.1	3.8	2.2	
350	*****	5.9	5.7	5.5	5.3	5.1	4.8	4.6	4.4	4.2	4.0	3.8	3.5	2.0	
400	*****	5.3	5.2	5.0	4.8	4.6	4.4	4.2	4.0	3.8	3.6	3.4	3.1	1.9	
450	*****	5.0	4.9	4.7	4.5	4.4	4.2	4.0	3.8	3.6	3.4	3.2	2.9	1.8	
500	*****	4.6	4.5	4.4	4.3	4.1	3.9	3.7	3.5	3.4	3.2	3.0	2.7	1.7	
750	*****	3.5	3.4	3.3	3.2	3.1	3.0	2.9	2.8	2.7	2.6	2.5	2.4	1.4	
1000	*****	2.7	2.7	2.7	2.7	2.7	2.7	2.7	2.7	2.7	2.7	2.7	2.7	1.2	
1500	*****	1.7	1.7	1.7	1.7	1.7	1.7	1.7	1.7	1.7	1.7	1.7	1.7	1.0	
2000	*****	0.8	0.8	0.8	0.8	0.8	0.8	0.8	0.8	0.8	0.8	0.8	0.8	0.8	

NOTE: FOR CORRECT USAGE OF THESE TABLES REFER TO APPENDIX A

GENERAL SOCIAL SURVEY CYCLE 15

APPROXIMATE VARIANCE TABLES FOR
POPULATION AGED 15+ OF PRAIRIE REGION

NUMERATOR OF PERCENTAGE ('000)	ESTIMATED PERCENTAGE													
	0.1%	1.0%	2.0%	5.0%	10.0%	15.0%	20.0%	25.0%	30.0%	35.0%	40.0%	50.0%	70.0%	90.0%
1	107.3	106.8	106.2	104.6	101.8	98.9	96.0	92.9	89.8	86.5	83.1	75.9	58.8	33.9
2	75.8	75.5	75.1	74.0	72.0	70.0	67.9	65.7	63.5	61.2	58.8	53.7	41.6	24.0
3	61.9	61.6	61.3	60.4	58.8	57.1	55.4	53.7	51.8	49.9	48.0	43.8	33.9	19.6
4	53.6	53.4	53.1	52.3	50.9	49.5	48.0	46.5	44.9	43.3	41.6	37.9	29.4	17.0
5	*****	47.7	47.5	46.8	45.5	44.2	42.9	41.6	40.2	38.7	37.2	33.9	26.3	15.2
6	*****	43.6	43.4	42.7	41.6	40.4	39.2	37.9	36.7	35.3	33.9	31.0	24.0	13.9
7	*****	40.4	40.2	39.5	38.5	37.4	36.3	35.1	33.9	32.7	31.4	28.7	22.2	12.8
8	*****	37.7	37.6	37.0	36.0	35.0	33.9	32.9	31.7	30.6	29.4	26.8	20.8	12.0
9	*****	35.6	35.4	34.9	33.9	33.0	32.0	31.0	29.9	28.8	27.7	25.3	19.6	11.3
10	*****	33.8	33.6	33.1	32.2	31.3	30.4	29.4	28.4	27.4	26.3	24.0	18.6	10.7
11	*****	32.2	32.0	31.5	30.7	29.8	28.9	28.0	27.1	26.1	25.1	22.9	17.7	10.2
12	*****	30.8	30.7	30.2	29.4	28.6	27.7	26.8	25.9	25.0	24.0	21.9	17.0	9.8
13	*****	29.6	29.5	29.0	28.2	27.4	26.6	25.8	24.9	24.0	23.1	21.0	16.3	9.4
14	*****	28.5	28.4	28.0	27.2	26.4	25.7	24.8	24.0	23.1	22.2	20.3	15.7	9.1
15	*****	27.6	27.4	27.0	26.3	25.5	24.8	24.0	23.2	22.3	21.5	19.6	15.2	8.8
16	*****	26.7	26.6	26.1	25.5	24.7	24.0	23.2	22.4	21.6	20.8	19.0	14.7	8.5
17	*****	25.9	25.8	25.4	24.7	24.0	23.3	22.5	21.8	21.0	20.2	18.4	14.3	8.2
18	*****	25.2	25.0	24.7	24.0	23.3	22.6	21.9	21.2	20.4	19.6	17.9	13.9	8.0
19	*****	24.5	24.4	24.0	23.4	22.7	22.0	21.3	20.6	19.8	19.1	17.4	13.5	7.8
20	*****	23.9	23.8	23.4	22.8	22.1	21.5	20.8	20.1	19.3	18.6	17.0	13.1	7.6
21	*****	23.3	23.2	22.8	22.2	21.6	20.9	20.3	19.6	18.9	18.1	16.6	12.8	7.4
22	*****	22.8	22.6	22.3	21.7	21.1	20.5	19.8	19.1	18.4	17.7	16.2	12.5	7.2
23	*****	22.3	22.2	21.8	21.2	20.6	20.0	19.4	18.7	18.0	17.3	15.8	12.3	7.1
24	*****	21.8	21.7	21.3	20.8	20.2	19.6	19.0	18.3	17.7	17.0	15.5	12.0	6.9
25	*****	21.4	21.2	20.9	20.4	19.8	19.2	18.6	18.0	17.3	16.6	15.2	11.8	6.8
30	*****	19.5	19.4	19.1	18.6	18.1	17.5	17.0	16.4	15.8	15.2	13.9	10.7	6.2
35	*****	18.0	18.0	17.7	17.2	16.7	16.2	15.7	15.2	14.6	14.1	12.8	9.9	5.7
40	*****	16.9	16.8	16.5	16.1	15.6	15.2	14.7	14.2	13.7	13.1	12.0	9.3	5.4
45	*****	*****	15.8	15.6	15.2	14.7	14.3	13.9	13.4	12.9	12.4	11.3	8.8	5.1
50	*****	*****	15.0	14.8	14.4	14.0	13.6	13.1	12.7	12.2	11.8	10.7	8.3	4.8
55	*****	*****	14.3	14.1	13.7	13.3	12.9	12.5	12.1	11.7	11.2	10.2	7.9	4.6
60	*****	*****	13.7	13.5	13.1	12.8	12.4	12.0	11.6	11.2	10.7	9.8	7.6	4.4
65	*****	*****	13.2	13.0	12.6	12.3	11.9	11.5	11.1	10.7	10.3	9.4	7.3	4.2
70	*****	*****	12.7	12.5	12.2	11.8	11.5	11.1	10.7	10.3	9.9	9.1	7.0	4.1
75	*****	*****	12.3	12.1	11.8	11.4	11.1	10.7	10.4	10.0	9.6	8.8	6.8	3.9
80	*****	*****	11.9	11.7	11.4	11.1	10.7	10.4	10.0	9.7	9.3	8.5	6.6	3.8
85	*****	*****	11.3	11.0	10.7	10.4	10.1	9.7	9.4	9.0	8.2	6.4	3.7	3.7
90	*****	*****	11.0	10.7	10.4	10.1	9.8	9.5	9.1	8.8	8.0	6.2	3.6	3.6
95	*****	*****	10.7	10.4	10.2	9.8	9.5	9.2	8.9	8.5	7.8	6.0	3.5	3.5
100	*****	*****	10.5	10.2	9.9	9.6	9.3	9.0	8.7	8.3	7.6	5.9	3.4	3.4
125	*****	*****	9.4	9.1	8.8	8.6	8.3	8.0	7.7	7.4	6.8	5.3	3.0	3.0
150	*****	*****	8.5	8.3	8.1	7.8	7.6	7.3	7.1	6.8	6.2	4.8	2.8	2.8
200	*****	*****	7.4	7.2	7.0	6.8	6.6	6.3	6.1	5.9	5.4	4.2	2.4	2.4
250	*****	*****	6.4	6.3	6.1	5.9	5.7	5.5	5.3	5.0	4.8	3.7	2.1	2.1
300	*****	*****	5.9	5.7	5.5	5.4	5.2	5.0	4.8	4.6	4.4	3.4	2.0	2.0
350	*****	*****	5.4	5.3	5.1	5.0	4.8	4.6	4.4	4.2	4.1	3.1	1.8	1.8
400	*****	*****	5.1	4.9	4.8	4.6	4.5	4.3	4.2	4.1	3.9	3.0	1.7	1.7
450	*****	*****	4.7	4.5	4.4	4.2	4.1	3.9	3.7	3.6	3.4	2.6	1.5	1.5
500	*****	*****	4.4	4.3	4.2	4.0	3.9	3.7	3.6	3.4	3.2	2.4	1.4	1.4
750	*****	*****	3.5	3.4	3.3	3.2	3.0	2.9	2.7	2.6	2.4	1.9	1.1	1.1
1000	*****	*****	2.9	2.8	2.7	2.6	2.4	2.3	2.1	2.0	1.8	1.4	0.9	0.9
1500	*****	*****	2.1	2.0	1.9	1.8	1.7	1.6	1.4	1.3	1.2	0.9	0.6	0.6
2000	*****	*****	1.7	1.6	1.5	1.4	1.3	1.2	1.1	1.0	0.9	0.7	0.5	0.5
3000	*****	*****	1.3	1.2	1.1	1.0	0.9	0.8	0.7	0.6	0.5	0.4	0.3	0.3

NOTE: FOR CORRECT USAGE OF THESE TABLES REFER TO APPENDIX A

GENERAL SOCIAL SURVEY CYCLE 15

APPROXIMATE VARIANCE TABLES FOR
POPULATION AGED 15+ OF BRITISH COLUMBIA

NUMERATOR OF PERCENTAGE ('000)	ESTIMATED PERCENTAGE														
	0.1%	1.0%	2.0%	5.0%	10.0%	15.0%	20.0%	25.0%	30.0%	35.0%	40.0%	50.0%	70.0%	90.0%	
1	114.0	113.4	112.9	111.1	108.2	105.1	102.0	98.7	95.4	91.9	88.3	80.6	62.5	36.1	
2	80.6	80.2	79.8	78.6	76.5	74.3	72.1	69.8	67.5	65.0	62.5	57.0	44.2	25.5	
3	65.8	65.5	65.2	64.2	62.5	60.7	58.9	57.0	55.1	53.1	51.0	46.5	36.1	20.8	
4	*****	56.7	56.4	55.6	54.1	52.6	51.0	49.4	47.7	46.0	44.2	40.3	31.2	18.0	
5	*****	50.7	50.5	49.7	48.4	47.0	45.6	44.2	42.7	41.1	39.5	36.1	27.9	16.1	
6	*****	46.3	46.1	45.4	44.2	42.9	41.6	40.3	38.9	37.5	36.1	32.9	25.5	14.7	
7	*****	42.9	42.7	42.0	40.9	39.7	38.5	37.3	36.1	34.7	33.4	30.5	23.6	13.6	
8	*****	40.1	39.9	39.3	38.2	37.2	36.1	34.9	33.7	32.5	31.2	28.5	22.1	12.7	
9	*****	37.8	37.6	37.0	36.1	35.0	34.0	32.9	31.8	30.6	29.4	26.9	20.8	12.0	
10	*****	35.9	35.7	35.1	34.2	33.2	32.2	31.2	30.2	29.1	27.9	25.5	19.7	11.4	
11	*****	34.2	34.0	33.5	32.6	31.7	30.7	29.8	28.8	27.7	26.6	24.3	18.8	10.9	
12	*****	32.7	32.6	32.1	31.2	30.3	29.4	28.5	27.5	26.5	25.5	23.3	18.0	10.4	
13	*****	31.5	31.3	30.8	30.0	29.2	28.3	27.4	26.5	25.5	24.5	22.4	17.3	10.0	
14	*****	30.3	30.2	29.7	28.9	28.1	27.3	26.4	25.5	24.6	23.6	21.5	16.7	9.6	
15	*****	29.3	29.1	28.7	27.9	27.1	26.3	25.5	24.6	23.7	22.8	20.8	16.1	9.3	
16	*****	28.4	28.2	27.8	27.0	26.3	25.5	24.7	23.8	23.0	22.1	20.2	15.6	9.0	
17	*****	27.5	27.4	27.0	26.2	25.5	24.7	23.9	23.1	22.3	21.4	19.6	15.1	8.7	
18	*****	26.7	26.6	26.2	25.5	24.8	24.0	23.3	22.5	21.7	20.8	19.0	14.7	8.5	
19	*****	26.0	25.9	25.5	24.8	24.1	23.4	22.7	21.9	21.1	20.3	18.5	14.3	8.3	
20	*****	25.4	25.2	24.9	24.2	23.5	22.8	22.1	21.3	20.6	19.7	18.0	14.0	8.1	
21	*****	24.8	24.6	24.3	23.6	22.9	22.3	21.5	20.8	20.1	19.3	17.6	13.6	7.9	
22	*****	24.2	24.1	23.7	23.1	22.4	21.7	21.1	20.3	19.6	18.8	17.2	13.3	7.7	
23	*****	23.7	23.5	23.2	22.6	21.9	21.3	20.6	19.9	19.2	18.4	16.8	13.0	7.5	
24	*****	23.2	23.0	22.7	22.1	21.5	20.8	20.2	19.5	18.8	18.0	16.5	12.7	7.4	
25	*****	22.7	22.6	22.2	21.6	21.0	20.4	19.7	19.1	18.4	17.7	16.1	12.5	7.2	
30	*****	20.7	20.6	20.3	19.7	19.2	18.6	18.0	17.4	16.8	16.1	14.7	11.4	6.6	
35	*****	19.1	18.8	18.3	17.8	17.2	16.7	16.1	15.5	14.9	14.3	13.6	10.6	6.1	
40	*****	17.8	17.6	17.1	16.6	16.1	15.6	15.1	14.5	14.0	13.4	12.7	9.9	5.7	
45	*****	16.8	16.6	16.1	15.7	15.2	14.7	14.2	13.7	13.2	12.6	12.0	9.3	5.4	
50	*****	16.0	15.7	15.3	14.9	14.4	14.0	13.5	13.0	12.5	11.9	11.4	8.8	5.1	
55	*****	15.2	15.0	14.6	14.2	13.8	13.3	12.9	12.4	11.9	11.4	10.9	8.4	4.9	
60	*****	14.6	14.3	14.0	13.6	13.2	12.7	12.3	11.9	11.4	11.0	10.4	8.1	4.7	
65	*****	14.0	13.8	13.4	13.0	12.6	12.2	11.8	11.4	11.0	10.6	10.0	7.7	4.5	
70	*****	13.3	12.9	12.6	12.2	11.8	11.4	11.0	10.6	10.2	9.8	9.3	7.2	4.2	
75	*****	12.8	12.5	12.1	11.8	11.4	11.0	10.7	10.3	9.9	9.5	9.0	7.0	4.0	
80	*****	12.4	12.1	11.8	11.4	11.0	10.7	10.3	10.0	9.6	9.2	8.7	6.8	3.9	
85	*****	12.1	11.7	11.4	11.1	10.7	10.3	10.0	9.7	9.3	8.9	8.5	6.6	3.8	
90	*****	11.7	11.4	11.1	10.7	10.4	10.1	9.7	9.4	9.1	8.7	8.3	6.4	3.7	
95	*****	11.4	11.1	10.8	10.5	10.1	9.8	9.4	9.1	8.8	8.4	8.1	6.2	3.6	
100	*****	11.1	10.8	10.5	10.2	9.9	9.5	9.2	8.8	8.5	8.1	7.7	5.6	3.2	
125	*****	9.9	9.7	9.4	9.1	8.8	8.5	8.2	7.9	7.6	7.2	6.8	5.1	2.9	
150	*****	9.1	8.8	8.6	8.3	8.1	7.8	7.5	7.2	6.9	6.6	6.2	4.4	2.5	
200	*****	7.6	7.4	7.2	7.0	6.7	6.5	6.2	6.0	5.8	5.6	5.1	3.9	2.3	
250	*****	6.8	6.6	6.4	6.2	6.0	5.8	5.5	5.3	5.1	4.9	4.7	3.6	2.1	
300	*****	6.2	6.1	5.9	5.7	5.5	5.3	5.1	4.9	4.7	4.5	4.3	3.1	1.8	
350	*****	5.6	5.5	5.3	5.1	4.9	4.8	4.6	4.4	4.3	4.1	3.9	2.8	1.6	
400	*****	5.3	5.1	4.9	4.8	4.6	4.4	4.3	4.1	3.9	3.6	3.2	2.3	1.3	
450	*****	5.0	4.8	4.7	4.5	4.3	4.1	3.9	3.6	3.4	3.2	2.9	2.0	1.1	
500	*****	4.7	4.6	4.4	4.3	4.1	3.9	3.6	3.4	3.2	2.9	2.5	1.6	0.9	
750	*****	3.6	3.5	3.4	3.3	3.1	2.9	2.8	2.6	2.5	2.3	2.0	1.4	0.8	
1000	*****	3.0	2.9	2.8	2.7	2.5	2.4	2.2	2.1	2.0	1.8	1.6	1.1	0.7	
1500	*****	2.1	2.0	1.9	1.8	1.6	1.5	1.4	1.3	1.2	1.1	1.0	0.7	0.4	
2000	*****	1.4	1.3	1.2	1.1	1.0	0.9	0.8	0.7	0.6	0.5	0.4	0.3	0.2	
3000	*****	0.7	0.6	0.5	0.4	0.4	0.3	0.3	0.2	0.2	0.2	0.1	0.1	0.1	

NOTE: FOR CORRECT USAGE OF THESE TABLES REFER TO APPENDIX A

GENERAL SOCIAL SURVEY, 2001

Cycle 15 – Family History

Questionnaire Package

Housing, Family and Social Statistics Division

Confidential when completed

Collected under the authority of the Statistics Act,
Revised Statutes of Canada, 1985, Chapter S19.

STC/HFS-027-75170

October 25, 2001

GENERAL SOCIAL SURVEY, 2001

CYCLE 15 - Family History

Questionnaire

Table of Contents

Questionnaire 15-1 Control Form.....	3
Questionnaire 15-2	
Introduction: Relationship of Household Members.....	6
Section 1: Parents (family origins).....	9
Section 2: Brothers and sisters.....	89
Section 3: Marriages of respondent.....	92
Section 4: Common-law union of respondent.....	119
Section 5: Children.....	133
Section 6: Fertility and family intentions.....	176
Section 7: Values and Attitudes.....	183
Section 8: Education history.....	188
Section 9: Work history.....	205
Section 10: Main Activity.....	253
Section 11: Other Characteristics.....	260
Section 12: Contacts for follow-up.....	279

Housing, Family and Social Statistics Division
General Social Survey - 2001
Family History Questionnaire
Ages 15 Years and over

GSS 15-1 – Control Form

Confidential when completed. Collected under the authority of the Statistics Act, Revised Statutes of Canada, 1985, Chapter S19.
STC/HFS-027-75170

Date / Stamp

dial_phone INTERVIEWER: Dial the telephone number.

Have you made contact?

- <1> Yes, someone answers
- <2> Answering machine (service or recorded message) *[Redial]*
- <3> No contact *[Redial]*

verify_number **Hello, I'm from Statistics Canada. We are calling you for a survey on families in Canada.**

I'd like to make sure that I've dialed the right number. Is this (fill phone number)?

- <1> Yes *[Go to phone_type]*
- <2> No
- <r> Refusal

mis-dialed **I'm sorry, I must have dialed incorrectly. I'll try again.** *[Redial]*

phone_type **Is this number for a cellular telephone, for a regular telephone, or for both?**

INTERVIEWER: Select regular if the telephone number you dialed is for a regular phone which is call-forwarded to a cellular phone.

- <1> Cellular telephone (exclusively) *[Thank the respondent]*
- <2> Regular telephone
- <3> Both

service_type **Is this the number for a private home, a business, an institution or a vacation home?**

- <1> Private home *[Go to hhld_member]*
- <2> Both home and business *[Go to hhld_member]*
- <3> Business
- <4> Institution or other non-residence
- <5> Vacation home

- verify_type **Does anyone use this number as a home phone number?**
- <1> Yes
 <2> No *[Thank the respondent]*
- verify_home **How many people live or stay at this address without a usual place of residence elsewhere and use (fill phone number) as a home phone number?**
- INTERVIEWER: <At this address> refers to the address serviced by the telephone number displayed.
- <1> One or more
 <2> None *[Thank the respondent]*
- hhld_member **Are you a member of this household?**
- <1> Yes *[Go to Purpose]*
 <2> No
 <r> Refusal *[Go to Purpose]*
- request_member **May I speak to a member of this household?**
- <1> Yes
 <2> All HH members (15 years of age or older) are away for the ENTIRE month of data collection *[Thank the respondent]*
 <3> All HH members are ineligible or diplomatic *[Thank the respondent]*
- int_intro **Hello, I'm from Statistics Canada. We are calling you for a survey on families in Canada.**
- INTERVIEWER: Press <Enter> to continue.
- Purpose **The purpose of the study is to collect information on family history, as well as work and education.**
- Your answers will be kept strictly confidential and used only for statistical purposes.**
- While participation in this survey is voluntary, your cooperation is important to ensure that the information collected in this survey is as accurate and as comprehensive as possible.**
- My supervisor is working with me today and may listen to the interview to evaluate the survey.**
- INTERVIEWER: Press <Enter> to continue.

tel_only **To reach you for this interview, I dialed (fill phone number). Excluding cellular telephones, is this your household's only telephone number?**

- <1> Yes *[Go to roster_intro]*
 <2> No
 <r> Refused *[Go to roster_intro]*

tel_number **Including (fill phone number), how many telephone numbers does your household have?**

INTERVIEWER: Respondent must have at least two telephone numbers in this question since they indicated in tel_only that (fill phone number) is not their only telephone number.

□□□ *[1-10]*

comm_only **Are any of these numbers for computer, fax or business use only?**

- <1> Yes
 <2> No *[Go to roster_intro]*
 <r> Refused *[Go to roster_intro]*

comm_number **How many of these numbers are for computer, fax or business use only?**

□□□ *[1-10]*

roster_intro **I need to select one person from this household for an interview. What is the first name and age of each person living there? Include any person staying there who has no usual place of residence elsewhere. Please start with the oldest. Fill name, age, and sex of each member.**

member_list **Is there anyone who USUALLY lives there that you may have left out such as a child, someone temporarily away (attending school, visiting, in hospital, travelling), another relative, a roomer or boarder, or an employee?**

**INTERVIEWER: Choose: To Continue / Add Member / or Delete Member.
 Or press the <End> key to return to last answered question.**

- <1> Continue – No changes
 <2> Add a member
 <3> Delete a member

sp_identified **The person I am to interview is: fill name of selected respondent.**

Is he/she there?

INTERVIEWER : If two or more household members have the same name, refer to the selected respondent's age to ensure that you are proceeding with the correct person.

Enter Yes or No to continue.
 Or press the <End> key to jump ahead to last question answered.

Housing, Family and Social Statistics Division
General Social Survey - 2001
Family History Questionnaire
Ages 15 Years and over

GSS 15-2

Confidential when completed. Collected under the authority of the Statistics Act, Revised Statutes of Canada, 1985, Chapter S19.
STC/HFS-027-75170

INTRODUCTION - Relationship of Household Members

PURPOSE 2 **INTERVIEWER:** *Repeat the introduction below if selected respondent is different from household respondent.*

Hello, I'm.....from Statistics Canada. We are calling you for a survey on families in Canada.

The purpose of the study is to collect information on family history, as well as work and education.

Your answers will be kept strictly confidential and used only for statistical purposes. While participation in this survey is voluntary, your cooperation is important to ensure that the information collected in this survey is as accurate and as comprehensive as possible.

(The next paragraph should be optional.)

My supervisor is working with me today and may listen to the interview to evaluate the survey.

Birth_year **In what year were you born?**

Year
 [1890 – 1986]
<x> Don't know
<r> Refused

Birth_Month **In what month were you born?**

Month
 [0 – 12]
<x> Don't know
<r> Refused

Birth_Day **On what day were you born?**

Day
 [1 – 31]
<x> Don't know
<r> Refused

INTRO_E1: If age of household member is less than 15 years of age, then Marital_Status = 6 (Single, never married)

Marital_Status **What is {household member x}'s marital status. Is it ...**

INTERVIEWER: Read categories to respondent.

- <1> **common-law?**
- <2> **married?**
- <3> **widowed?**
- <4> **divorced?**
- <5> **separated?**
- <6> **single (never married)?**
- <r> Refused

INTRO_E2: If household roster members = 1, then, Go to GU_QINT, else do until all household roster members are completed, and Go to Relation

Relation **What is {household member x}'s relationship to {household member y}?**

- <02> Husband/wife/spouse
- <03> Common-law partner (opposite sex)
- <04> Son or daughter *[Go to Relate_child]*
- <10> Father or mother *[Go to Relate_parent]*
- <15> Brother or sister
- <20> Grandchild
- <21> Grandfather or grandmother
- <30> Son-in-law or daughter-in-law
- <31> Father-in-law or mother-in-law
- <32> Brother-in-law or sister-in-law
- <40> Nephew or niece
- <41> Uncle or aunt
- <42> Cousin
- <50> Other relative
- <60> Non-relative
- <70> Common-law partner (same sex)
- <r> Refused

INTRO_E3: If value of y for {household member y} = total amount of household members and x = (y - 1), Go to GU_QINT, else return and select next member of roster.

Relate_child **Is {household member x} the birth or step child of {household member y}?**

- <5> Birth child
- <6> Adopted child
- <7> Step child
- <8> Foster child
- <r> Refused

INTRO_E4: If value of y for {household member y} = total amount of household members and x = (y - 1), Go to GU_QINT, else return and select next member of roster.

Relate_parent **Is {household member x} the birth or step father/mother of {household member y}?**

- <11> Birth parent
- <12> Adoptive parent
- <13> Step parent
- <14> Foster parent
- <r> Refused

*INTRO_E5: If value of y for {household member y} = total amount of household members and $x = (y - 1)$,
Go to GU_QINT, else return and select next member of roster.*

PA_Q110 Is your birth mother still living?

- <1> Yes [Go to PA_E121]
 <2> No
 <x> Don't know [Go to PA_E121]
 <r> Refused [Go to PA_E121]

PA_Q120M In what month and year did she die?

- Month
 | | | [1 – 12]
 <x> Don't know [Go to PA_Q120A]
 <r> Refused [Go to PA_Q120A]

PA_Q120Y In what month and year did she die?

- Year
 | | | | [1900 – 2001] [Go to PA_E121]
 <x> Don't know
 <r> Refused

PA_Q120A How old were you when your mother died?

- Age
 | | | [0 – 75]
 <x> Don't know
 <r> Refused

PA_E121: If the respondent lives with birth father, Go to PA_E14

PA_Q130 Is your birth father still living?

- <1> Yes [Go to PA_E141]
 <2> No
 <x> Don't know [Go to PA_E141]
 <r> Refused [Go to PA_E141]

PA_Q140M In what month and year did he die?

- Month
 | | | [1 – 12]
 <x> Don't know [Go to PA_Q140A]
 <r> Refused [Go to PA_Q140A]

PA_Q140Y In what month and year did he die?

- Year
 | | | | [1900 – 2001] [Go to PA_E141]
 <x> Don't know
 <r> Refused

PA_Q140A How old were you when your father died?

Age

|_|_| [0 – 75]

<x> Don't know

<r> Refused

*PA_E141: If both birth parents are deceased, Go to PA_Q220**Else if father is deceased, Go to PA_Q221**Else if mother is deceased, Go to PA_Q222**Verification of parent's marital status***PA_Q210 Have your birth parents ALWAYS lived together?**

<1> Yes [Go to PA_00_E100]

<2> No

<x> Don't know

<r> Refused

*[Go to PA_Q230]***PA_Q220 Before your parent's death, did they ALWAYS live together?**

<1> Yes [Go to PA_00_E100]

<2> No

<x> Don't know

<r> Refused

*[Go to PA_Q250]***PA_Q221 Before your father's death, did your parents ALWAYS live together?**

<1> Yes [Go to PA_00_E100]

<2> No

<x> Don't know

<r> Refused

*[Go to PA_Q250]***PA_Q222 Before your mother's death, did your parents ALWAYS live together?**

<1> Yes [Go to PA_00_E100]

<2> No

<x> Don't know

<r> Refused

[Go to PA_Q250]

PA_Q230 **Were your parents ever separated?**

- <1> Yes
 <2> No *[Go to PA_Q330]*
 <x> Don't know *[Go to PA_00_E100]*
 <r> Refused *[Go to PA_00_E100]*

PA_Q240M **In what month and year did your parents separate? (Consider the earliest separation)**

- Month
 | | | *[1 – 12]*
 <x> Don't know *[Go to PA_Q240A]*
 <r> Refused *[Go to PA_Q240A]*

PA_Q240Y **In what month and year did your parents separate?**

- Year
 | | | | *[1900 – 2001]* *[Go to PA_Q330]*
 <x> Don't know
 <r> Refused

PA_Q240A **How old were you when your parents separated?**

- Age
 | | | *[0 – 75]*
 <x> Don't know
 <r> Refused

[Go to PA_Q330]

PA_Q250 **Before their/his/her death, were your parents separated?**

- <1> Yes
 <2> No *[Go to PA_Q350]*
 <x> Don't know *[Go to PA_00_E100]*
 <r> Refused *[Go to PA_00_E100]*

PA_Q260M **In what month and year did your parents separate? (Consider the earliest separation)**

- Month
 | | | *[1 – 12]*
 <x> Don't know *[Go to PA_Q260A]*
 <r> Refused *[Go to PA_Q260A]*

PA_Q260Y **In what month and year did your parents separate?**

- Year
 | | | | *[1900 – 2001]* *[Go to PA_Q350]*
 <x> Don't know
 <r> Refused

PA_Q260A How old were you when your parents separated?

Age

- [0 – 75]
 <x> Don't know
 <r> Refused

*[Go to PA_Q350]***PA_Q330 Are your parents divorced?**

- <1> Yes
 <2> No *[Go to PA_00_E100]*
 <x> Don't know *[Go to PA_00_E100]*
 <r> Refused *[Go to PA_00_E100]*

PA_Q340M In what month and year did your parents divorce?

Month

- [1 – 12]
 <x> Don't know *[Go to PA_Q340A]*
 <r> Refused *[Go to PA_Q340A]*

PA_Q340Y In what month and year did your parents divorce?

Year

- [1900 – 2001] *[Go to PA_00_E100]*
 <x> Don't know
 <r> Refused

PA_Q340A How old were you when your parents divorced?

Age

- [0 – 75]
 <x> Don't know
 <r> Refused

*[Go to PA_00_E100]***PA_Q350 Before their/his/her death, were your parents divorced?**

- <1> Yes
 <2> No *[Go to PA_00_E100]*
 <x> Don't know *[Go to PA_00_E100]*
 <r> Refused *[Go to PA_00_E100]*

PA_Q360M In what month and year did your parents divorce?

Month

- [1 – 12]
 <x> Don't know *[Go to PA_Q360A]*
 <r> Refused *[Go to PA_Q360A]*

PA_Q360Y In what month and year did your parents divorce?

Year

____ [1900 – 2001] [Go to PA_00_E100]

<x> Don't know

<r> Refused

PA_Q360A **How old were you when your parents divorced?**

Age

____ [0 – 75]

<x> Don't know

<r> Refused

PA_00_E100: IF ((FamilyOrigins_1.Age_Separation < 15) OR
 (FamilyOrigins_1.Age_Divorce < 15) OR
 (FamilyOrigins_1.Age_DeathMother < 15) OR
 (FamilyOrigins_1.Age_DeathFather < 15)),
 Go to PA_01_E100
 ELSE, Go to End of all PA_ blocks

{for Blocks 01 & 02}

PA_01_E100: IF ((FamilyOrigins_1.Age_Separation < 15) AND
 (FamilyOrigins_1.Age_Divorce < 15) AND
 (FamilyOrigins_1.Age_DeathMother < 15) AND
 (FamilyOrigins_1.Age_DeathFather < 15)) THEN

IF (((FamilyOrigins_1.Age_Separation) < (FamilyOrigins_1.Age_Divorce)) AND
 ((FamilyOrigins_1.Age_Divorce) < (FamilyOrigins_1.Age_DeathFather)) AND
 ((FamilyOrigins_1.Age_DeathFather) < (FamilyOrigins_1.Age_DeathMother))),
 Go to PA_01_E001

ELSEIF

((FamilyOrigins_1.Age_Separation) < (FamilyOrigins_1.Age_Divorce)) AND
 ((FamilyOrigins_1.Age_Divorce) < (FamilyOrigins_1.Age_DeathMother)) AND
 ((FamilyOrigins_1.Age_DeathMother) < (FamilyOrigins_1.Age_DeathFather))),
 Go to PA_02_E001
 ENDIF

{for Blocks 03 & 04}

ELSEIF

((FamilyOrigins_1.Age_Separation < 15) AND
 (FamilyOrigins_1.Age_Divorce >= 15) AND
 (FamilyOrigins_1.Age_DeathMother < 15) AND
 (FamilyOrigins_1.Age_DeathFather < 15)) THEN

IF (((FamilyOrigins_1.Age_Separation) < (FamilyOrigins_1.Age_DeathFather)) AND
 ((FamilyOrigins_1.Age_DeathFather) < (FamilyOrigins_1.Age_DeathMother))),
 Go to PA_03_E001

ELSEIF

*((FamilyOrigins_1.Age_Separation) < (FamilyOrigins_1.Age_DeathMother)) AND
 ((FamilyOrigins_1.Age_DeathMother) < (FamilyOrigins_1.Age_DeathFather))),
 Go to PA_04_E001*

ENDIF

{for Blocks 05 & 06}

ELSEIF

*((FamilyOrigins_1.Age_Separation >= 15) AND
 (FamilyOrigins_1.Age_Divorce < 15) AND
 (FamilyOrigins_1.Age_DeathMother < 15) AND
 (FamilyOrigins_1.Age_DeathFather < 15)) THEN*

*IF (((FamilyOrigins_1.Age_Divorce) < (FamilyOrigins_1.Age_DeathFather)) AND
 ((FamilyOrigins_1.Age_DeathFather) < (FamilyOrigins_1.Age_DeathMother))),
 Go to PA_05_E001*

ELSEIF

*((FamilyOrigins_1.Age_Divorce) < (FamilyOrigins_1.Age_DeathMother)) AND
 ((FamilyOrigins_1.Age_DeathMother) < (FamilyOrigins_1.Age_DeathFather))),
 Go to PA_06_E001*

ENDIF

{for Block 07}

ELSEIF

*((FamilyOrigins_1.Age_Separation < 15) AND
 (FamilyOrigins_1.Age_Divorce < 15) AND
 (FamilyOrigins_1.Age_DeathMother >= 15) AND
 (FamilyOrigins_1.Age_DeathFather >= 15)) THEN*

*IF ((FamilyOrigins_1.Age_Separation) < (FamilyOrigins_1.Age_Divorce)),
 Go to PA_07_E001*

ENDIF

{for Block 08}

ELSEIF

*((FamilyOrigins_1.Age_Separation < 15) AND
 (FamilyOrigins_1.Age_Divorce >= 15) AND
 (FamilyOrigins_1.Age_DeathMother >= 15) AND
 (FamilyOrigins_1.Age_DeathFather >= 15)),
 Go to PA_08_E001*

{for Block 09}

ELSEIF

*((FamilyOrigins_1.Age_Separation < 15) AND
(FamilyOrigins_1.Age_Divorce >= 15) AND
(FamilyOrigins_1.Age_DeathMother < 15) AND
(FamilyOrigins_1.Age_DeathFather >= 15)) THEN*

*IF ((FamilyOrigins_1.Age_Separation) < (FamilyOrigins_1.Age_DeathMother)),
Go to PA_09_E001
ENDIF*

{for Block 10}

ELSEIF

*((FamilyOrigins_1.Age_Separation < 15) AND
(FamilyOrigins_1.Age_Divorce >= 15) AND
(FamilyOrigins_1.Age_DeathMother >= 15) AND
(FamilyOrigins_1.Age_DeathFather < 15)) THEN*

*IF ((FamilyOrigins_1.Age_Separation) < (FamilyOrigins_1.Age_DeathFather)),
Go to PA_10_E001
ENDIF*

{for Block 11}

ELSEIF

*((FamilyOrigins_1.Age_Separation >= 15) AND
(FamilyOrigins_1.Age_Divorce < 15) AND
(FamilyOrigins_1.Age_DeathMother < 15) AND
(FamilyOrigins_1.Age_DeathFather >= 15)) THEN*

*IF ((FamilyOrigins_1.Age_Divorce) < (FamilyOrigins_1.Age_DeathMother)),
Go to PA_11_E001
ENDIF*

{for Block 12}

ELSEIF

*((FamilyOrigins_1.Age_Separation >= 15) AND
(FamilyOrigins_1.Age_Divorce < 15) AND
(FamilyOrigins_1.Age_DeathMother >= 15) AND
(FamilyOrigins_1.Age_DeathFather < 15)) THEN*

*IF ((FamilyOrigins_1.Age_Divorce) < (FamilyOrigins_1.Age_DeathFather)),
Go to PA_12_E001
ENDIF*

{for Block 13}

```
ELSEIF
((FamilyOrigins_1.Age_Separation >= 15) AND
(FamilyOrigins_1.Age_Divorce >= 15) AND
(FamilyOrigins_1.Age_DeathMother < 15) AND
(FamilyOrigins_1.Age_DeathFather >= 15)),
Go to PA_13_E001
```

{for Block 14}

```
ELSEIF
((FamilyOrigins_1.Age_Separation >= 15) AND
(FamilyOrigins_1.Age_Divorce >= 15) AND
(FamilyOrigins_1.Age_DeathMother >= 15) AND
(FamilyOrigins_1.Age_DeathFather < 15)),
Go to PA_14_E001
```

{for Blocks 15 & 16}

```
ELSEIF
((FamilyOrigins_1.Age_Separation >= 15) AND
(FamilyOrigins_1.Age_Divorce >= 15) AND
(FamilyOrigins_1.Age_DeathMother < 15) AND
(FamilyOrigins_1.Age_DeathFather < 15)) THEN
```

```
IF ((FamilyOrigins_1.Age_DeathMother) < (FamilyOrigins_1.Age_DeathFather)),
Go to PA_15_E001
```

```
ELSEIF ((FamilyOrigins_1.Age_DeathFather) < FamilyOrigins_1.Age_DeathMother)),
Go to PA_16_E001
ENDIF
```

{for Block 17}

```
ELSEIF
((FamilyOrigins_1.Age_Separation < 15) AND
(FamilyOrigins_1.Age_Divorce < 15) AND
(FamilyOrigins_1.Age_DeathMother < 15) AND
(FamilyOrigins_1.Age_DeathFather >= 15)) THEN
```

```
IF (((FamilyOrigins_1.Age_Separation) < (FamilyOrigins_1.Age_Divorce)) AND
((FamilyOrigins_1.Age_Divorce) < (FamilyOrigins_1.Age_DeathMother))),
Go to PA_17_E001
ENDIF
```

{for Block 18}

```

ELSEIF
((FamilyOrigins_1.Age_Separation < 15) AND
(FamilyOrigins_1.Age_Divorce < 15) AND
(FamilyOrigins_1.Age_DeathMother >= 15) AND
(FamilyOrigins_1.Age_DeathFather < 15)) THEN

IF (((FamilyOrigins_1.Age_Separation) < (FamilyOrigins_1.Age_Divorce)) AND
((FamilyOrigins_1.Age_Divorce) < (FamilyOrigins_1.Age_DeathFather))),
Go to PA_18_E001
ENDIF
ENDIF

```

{for Block 19}

```

PA_19_E100: IF ((FamilyOrigins_1.Age_Separation >= 15) AND
(FamilyOrigins_1.Age_Divorce < 15) AND
(FamilyOrigins_1.Age_DeathMother >= 15) AND
(FamilyOrigins_1.Age_DeathFather >= 15)),
Go to PA_19_E001
ENDIF
ENDIF

```

PA_01_E001: *Block 01: Parental separation, then divorce, then death of father, then death of mother*

PA_01_Q100 **BEFORE your parents' separation, were there any changes in the living situation of your parents (or the people who raised you), such as a parent moving out, you going to live with a different parent, or any other change in who raised you?**

```

<1> Yes
<2> No [Go to PA_01_Q110]
<x> Don't know [Go to PA_01_Q110]
<r> Refused [Go to PA_01_Q110]

```

PA_01_Q101 **What was this change?**

```

<01> Lived with mother due to death of father
<02> Lived with mother due to separation or divorce of parents
<03> Lived with mother and her new partner/spouse
<04> Lived with father due to death of mother
<05> Lived with father due to separation or divorce of parents
<06> Lived with father and his new partner/spouse
<07> Shared living arrangements with both parents due to separation or divorce of parents
<08> Lived with father and mother
<09> Lived with grand parents
<10> Lived with other family members
<11> Lived in foster home
<12> Other [Go to PA_01_Q102]
<x> Don't know
<r> Refused

```

[Go to PA_01_Q110]

PA_07_E001: Block 07: Parental separation, then divorce

PA_07_Q100 **BEFORE your parents' separation, were there any changes in the living situation of your parents (or the people who raised you), such as a parent moving out, you going to live with a different parent, or any other change in who raised you?**

- <1> Yes
- <2> No [Go to PA_07_Q110]
- <x> Don't know [Go to PA_07_Q110]
- <r> Refused [Go to PA_07_Q110]

PA_07_Q101 **What was this change?**

- <01> Lived with mother due to death of father
- <02> Lived with mother due to separation or divorce of parents
- <03> Lived with mother and her new partner/spouse
- <04> Lived with father due to death of mother
- <05> Lived with father due to separation or divorce of parents
- <06> Lived with father and his new partner/spouse
- <07> Shared living arrangements with both parents due to separation or divorce of parents
- <08> Lived with father and mother
- <09> Lived with grand parents
- <10> Lived with other family members
- <11> Lived in foster home
- <12> Other [Go to PA_07_Q102]
- <x> Don't know
- <r> Refused

[Go to PA_07_Q110]

PA_07_Q102 **Other, please specify:**

□□□□□□□□□□□□□□□□□□□□□□□□□□□□□□
□□□□□□□□□□□□□□□□□□□□□□□□□□□□□□

<r> Refused

Length of field = 50

PA_16_Q310 AFTER your mother's death, who did you live with?

- <04> Lived with father due to death of mother
- <05> Lived with father due to separation or divorce of parents
- <06> Lived with father and his new partner/spouse
- <07> Shared living arrangements with both parents due to separation or divorce of parents
- <08> Lived with father and mother
- <09> Lived with grand parents
- <10> Lived with other family members
- <11> Lived in foster home
- <12> Other [Go to PA_16_Q311]
- <x> Don't know
- <r> Refused

[Go to PA_16_E500]

PA_16_Q311 Other, please specify:

<r> Refused

Length of field = 50

PA_16_E500: [End of BLOCK PA_16: Go to End of all PA_ blocks]

PA_17_E001: Block 17: Parental separation, then divorce, then death of mother

PA_17_Q100 BEFORE your parents' separation, were there any changes in the living situation of your parents (or the people who raised you), such as a parent moving out, you going to live with a different parent, or any other change in who raised you?

- <1> Yes
- <2> No [Go to PA_17_Q110]
- <x> Don't know [Go to PA_17_Q110]
- <r> Refused [Go to PA_17_Q110]

PA_17_Q101 **What was this change?**

- <01> Lived with mother due to death of father
- <02> Lived with mother due to separation or divorce of parents
- <03> Lived with mother and her new partner/spouse
- <04> Lived with father due to death of mother
- <05> Lived with father due to separation or divorce of parents
- <06> Lived with father and his new partner/spouse
- <07> Shared living arrangements with both parents due to separation or divorce of parents
- <08> Lived with father and mother
- <09> Lived with grand parents
- <10> Lived with other family members
- <11> Lived in foster home
- <12> Other *[Go to PA_17_Q102]*
- <x> Don't know
- <r> Refused

[Go to PA_17_Q110]

PA_17_Q102 **Other, please specify:**

<r> Refused
Length of field = 50

PA_17_Q110 **AFTER your parent's separation, who did you live with?**

- <01> Lived with mother due to death of father
- <02> Lived with mother due to separation or divorce of parents
- <03> Lived with mother and her new partner/spouse
- <04> Lived with father due to death of mother
- <05> Lived with father due to separation or divorce of parents
- <06> Lived with father and his new partner/spouse
- <07> Shared living arrangements with both parents due to separation or divorce of parents
- <08> Lived with father and mother
- <09> Lived with grand parents
- <10> Lived with other family members
- <11> Lived in foster home
- <12> Other *[Go to PA_17_Q111]*
- <x> Don't know
- <r> Refused

[Go to PA_17_Q210]

PA_17_Q111 **Other, please specify:**

<r> Refused
Length of field = 50

PA_18_E001: Block 18: Parental separation, then divorce, then death of father

PA_18_Q100 **BEFORE your parents' separation, were there any changes in the living situation of your parents (or the people who raised you), such as a parent moving out, you going to live with a different parent, or any other change in who raised you?**

- <1> Yes
 <2> No [Go to PA_18_Q110]
 <x> Don't know [Go to PA_18_Q110]
 <r> Refused [Go to PA_18_Q110]

PA_18_Q101 **What was this change?**

- <01> Lived with mother due to death of father
 <02> Lived with mother due to separation or divorce of parents
 <03> Lived with mother and her new partner/spouse
 <04> Lived with father due to death of mother
 <05> Lived with father due to separation or divorce of parents
 <06> Lived with father and his new partner/spouse
 <07> Shared living arrangements with both parents due to separation or divorce of parents
 <08> Lived with father and mother
 <09> Lived with grand parents
 <10> Lived with other family members
 <11> Lived in foster home
 <12> Other [Go to PA_18_Q102]
 <x> Don't know
 <r> Refused

[Go to PA_18_Q110]

PA_18_Q102 **Other, please specify:**

<r> Refused

Length of field = 50

PA_18_Q110 AFTER your parent's separation, who did you live with?

- <01> Lived with mother due to death of father
- <02> Lived with mother due to separation or divorce of parents
- <03> Lived with mother and her new partner/spouse
- <04> Lived with father due to death of mother
- <05> Lived with father due to separation or divorce of parents
- <06> Lived with father and his new partner/spouse
- <07> Shared living arrangements with both parents due to separation or divorce of parents
- <08> Lived with father and mother
- <09> Lived with grand parents
- <10> Lived with other family members
- <11> Lived in foster home
- <12> Other [Go to PA_18_Q111]
- <x> Don't know
- <r> Refused

[Go to PA_18_Q210]

PA_18_Q111 Other, please specify:

<input type="text"/>	<input type="text"/>	<input type="text"/>	<input type="text"/>	<input type="text"/>	<input type="text"/>	<input type="text"/>	<input type="text"/>	<input type="text"/>	<input type="text"/>	<input type="text"/>	<input type="text"/>	<input type="text"/>	<input type="text"/>	<input type="text"/>	<input type="text"/>	<input type="text"/>	<input type="text"/>	<input type="text"/>	<input type="text"/>	<input type="text"/>	<input type="text"/>	<input type="text"/>	<input type="text"/>	<input type="text"/>	<input type="text"/>	<input type="text"/>	<input type="text"/>	<input type="text"/>	<input type="text"/>	<input type="text"/>	<input type="text"/>	<input type="text"/>	<input type="text"/>
<input type="text"/>	<input type="text"/>	<input type="text"/>	<input type="text"/>	<input type="text"/>	<input type="text"/>	<input type="text"/>	<input type="text"/>	<input type="text"/>	<input type="text"/>	<input type="text"/>	<input type="text"/>	<input type="text"/>	<input type="text"/>	<input type="text"/>	<input type="text"/>	<input type="text"/>	<input type="text"/>	<input type="text"/>	<input type="text"/>	<input type="text"/>	<input type="text"/>	<input type="text"/>	<input type="text"/>	<input type="text"/>	<input type="text"/>	<input type="text"/>	<input type="text"/>	<input type="text"/>	<input type="text"/>	<input type="text"/>	<input type="text"/>	<input type="text"/>	<input type="text"/>

<r> Refused

Length of field = 50

PA_18_Q210 AFTER your parent's divorce, who did you live with?

- <01> Lived with mother due to death of father
- <02> Lived with mother due to separation or divorce of parents
- <03> Lived with mother and her new partner/spouse
- <04> Lived with father due to death of mother
- <05> Lived with father due to separation or divorce of parents
- <06> Lived with father and his new partner/spouse
- <07> Shared living arrangements with both parents due to separation or divorce of parents
- <08> Lived with father and mother
- <09> Lived with grand parents
- <10> Lived with other family members
- <11> Lived in foster home
- <12> Other [Go to PA_18_Q211]
- <x> Don't know
- <r> Refused

[Go to PA_18_Q410]

PA_18_Q211 Other, please specify:

<input type="text"/>	<input type="text"/>	<input type="text"/>	<input type="text"/>	<input type="text"/>	<input type="text"/>	<input type="text"/>	<input type="text"/>	<input type="text"/>	<input type="text"/>	<input type="text"/>	<input type="text"/>	<input type="text"/>	<input type="text"/>	<input type="text"/>	<input type="text"/>	<input type="text"/>	<input type="text"/>	<input type="text"/>	<input type="text"/>	<input type="text"/>	<input type="text"/>	<input type="text"/>	<input type="text"/>	<input type="text"/>	<input type="text"/>	<input type="text"/>	<input type="text"/>	<input type="text"/>	<input type="text"/>	<input type="text"/>	<input type="text"/>	<input type="text"/>	<input type="text"/>
<input type="text"/>	<input type="text"/>	<input type="text"/>	<input type="text"/>	<input type="text"/>	<input type="text"/>	<input type="text"/>	<input type="text"/>	<input type="text"/>	<input type="text"/>	<input type="text"/>	<input type="text"/>	<input type="text"/>	<input type="text"/>	<input type="text"/>	<input type="text"/>	<input type="text"/>	<input type="text"/>	<input type="text"/>	<input type="text"/>	<input type="text"/>	<input type="text"/>	<input type="text"/>	<input type="text"/>	<input type="text"/>	<input type="text"/>	<input type="text"/>	<input type="text"/>	<input type="text"/>	<input type="text"/>	<input type="text"/>	<input type="text"/>	<input type="text"/>	<input type="text"/>

<r> Refused

Length of field = 50

PA_18_Q410 AFTER the death of your father, who did you live with?

- <01> Lived with mother due to death of father
- <02> Lived with mother due to separation or divorce of parents
- <03> Lived with mother and her new partner/spouse
- <07> Shared living arrangements with both parents due to separation or divorce of parents
- <08> Lived with father and mother
- <09> Lived with grand parents
- <10> Lived with other family members
- <11> Lived in foster home
- <12> Other [Go to PA_18_Q411]
- <x> Don't know
- <r> Refused

[Go to PA_18_E500]

PA_18_Q411 Other, please specify:

| | | | | | | | | | | | | | | | | | | | | | | | | | | | | | | | | | | | | | |
 | | | | | | | | | | | | | | | | | | | | | | | | | | | | | | | | | | | | | | |

- <r> Refused
- Length of field = 50

PA_18_E500: [End of BLOCK PA_18: Go to End of all PA_ blocks]

PA_19_E001: Block 19: Divorce of parents only

PA_19_Q200 BEFORE your parent's divorce, were there any changes in the living situation of your parents (or the people who raised you), such as a parent moving out, you going to live with a different parent, or any other change in who raised you?

- <1> Yes
- <2> No [Go to PA_19_Q210]
- <x> Don't know [Go to PA_19_Q210]
- <r> Refused [Go to PA_19_Q210]

PA_Q730M **In what month and year did this parental living situation change?**

Month

□□□ [1 – 12]

<x> Don't know [Go to PA_Q730A]

<r> Refused [Go to PA_Q730A]

PA_Q730Y In what month and year did this parental living situation change?

Year

□□□□□ [1900 – 2001] [Go to PA_Q810]

<x> Don't know

<r> Refused

PA_Q730A **How old were you when this situation changed?**

Age

□□□ [0 – 15]

<x> Don't know

<r> Refused

These questions are for all respondents whether or not they reported a parent's death, separation or divorce happened in their childhood.

PA_Q810 **Were there any other changes before you were 15 years old?**

<1> Yes

<2> No [Go to NDMF_Q110]

<x> Don't know [Go to NDMF_Q110]

<r> Refused [Go to NDMF_Q110]

PA_Q820 **What was this change?**

<01> Lived with mother due to death of father

<02> Lived with mother due to separation or divorce of parents

<03> Lived with mother and her new partner/spouse

<04> Lived with father due to death of mother

<05> Lived with father due to separation or divorce of parents

<06> Lived with father and his new partner/spouse

<07> Shared living arrangements with both parents due to their separation or divorce

<08> Lived with father and mother

<09> Lived with grand parents

<10> Lived with other family members

<11> Lived in foster home

<12> Other [Go to PA_Q821]

<x> Don't know

<r> Refused

[Go to PA_Q830M]

WWR_Q131 **How old were you when she died?**

Age

|_|_| [0 – 75]

<x> Don't know

<r> Refused

*[Go to BPM_Q10B]*BPM_Q10A **In what country was your mother born?****INTERVIEWER: Report place of birth according to current boundaries.**<1> Canada *[Go to BPM_Q20]*<2> Country outside Canada *[Go to BPM_Q30]*<x> Don't know *[Go to EDM_Q10]*<r> Refused *[Go to EDM_Q10]*BPM_Q10B **In what country was she born?****INTERVIEWER: Report place of birth according to current boundaries.**

<1> Canada

<2> Country outside Canada *[Go to BPM_Q30]*<x> Don't know *[Go to EDM_Q10]*<r> Refused *[Go to EDM_Q10]*BPM_Q20 **In which province or territory was she born?****INTERVIEWER: Report place of birth according to current boundaries.**

<01> Newfoundland/Labrador

<02> Prince Edward Island

<03> Nova Scotia

<04> New Brunswick

<05> Quebec

<06> Ontario

<07> Manitoba

<08> Saskatchewan

<09> Alberta

<10> British Columbia

<11> Yukon Territory

<12> Northwest Territories

<13> Nunavut

<x> Don't know

<r> Refused

[Go to EDM_Q10]

BPM_Q30 **In which foreign country was she born?**

INTERVIEWER: Report place of birth according to current boundaries.

- <01> China
- <02> England
- <03> France
- <04> Germany
- <05> Greece
- <06> Guyana
- <07> Hong Kong
- <08> India
- <09> Italy
- <10> Jamaica
- <11> Netherlands
- <12> Philippines
- <13> Poland
- <14> Portugal
- <15> Scotland
- <16> United States
- <17> Vietnam
- <18> Other *[Go to BPM_Q31]*
- <x> Don't know
- <r> Refused

[Go to EDM_Q10]

BPM_Q31 **Other, please specify:**

--

<r> Refused

Length of field = 50

OCM_E20: Review household roster.

(If the respondent's mother (or substitute) is not living in the household AND- is alive
(i.e. WWR_Q120 = <1> or WWR_Q121 = <1> or PA_Q110 = <1>))

OR

(If the respondent's birth mother is living in the household AND GU_Q110 = <1> AND
GU_Q120 NE <1>)

OR

(If the respondent's birth mother is living in the household AND GU_Q110 = NE <1>
AND GU_Q120 = <1>)

OR

(If the respondent's mother (adopted, step-, substitute) is living in the household),

Go to LAM_Q10

Else, Go to LAM_E60

LAM_Q10 Does she live ...

INTERVIEWER: Read categories to respondent.

<1> in your household? [Go to LAM_E60]

<2> in another household?

<3> in an institution? [Go to LAM_Q30]

<x> Don't know

<r> Refused

LAM_Q20 Does she live alone?

<1> Yes [Go to LAM_Q50]

<2> No

<x> Don't know [Go to LAM_Q50]

<r> Refused [Go to LAM_Q50]

LAM_Q30 Does she live with her spouse/partner?

<1> Yes

<2> No [Go to LAM_Q50]

<x> Don't know

<r> Refused

LAM_Q40 Is this your father/father substitute?

INTERVIEWER: Father substitute, if any, refers to the man who mostly raised the respondent.

<1> Yes

<2> No

<x> Don't know

<r> Refused

LAM_Q50 **During the past 12 months, did you see her...**

INTERVIEWER: Read categories to respondent.

- <1> **daily?**
- <2> **at least once a week?**
- <3> **at least once a month?**
- <4> **less than once a month?**
- <5> **not at all?**
- <r> **Refused**

LAM_Q60 **During the past 12 months, how often did you have contact by letter, E-mail or telephone with her? Was it...**

INTERVIEWER: Read categories to respondent.

- <1> **daily?**
- <2> **at least once a week?**
- <3> **at least once a month?**
- <4> **less than once a month?**
- <5> **not at all?**
- <r> **Refused**

*LAM_E60: If GU_Q110 = 1 and GU_Q120 = 1, Go to BPF_Q10A.
Else If NDMF_Q120 = 00, Go to LAF_E60.*

MWR_Q110 **Who, if anyone, do you think of as the man who mostly raised you when you were growing up?**

- <1> Birth father (includes adoptive father at birth) *[Go to MWR_E121]*
- <2> Adoptive father
- <3> Step father
- <4> Mother's partner (common-law)
- <5> Foster father
- <6> Grandfather
- <7> Other male relative
- <8> No such person *[Go to DOF_E20]*
- <9> Other person *[Go to MWR_Q111]*
- <x> Don't know *[Go to LAF_E60]*
- <r> Refused *[Go to LAF_E60]*

[Go to MWR_Q120]

MWR_Q111 **Other, please specify:**

- <r> **Refused**
- Length of field = 50*

MWR_Q120 Is he still living?

- <1> Yes
- <2> No *[Go to MWR_Q130]*
- <x> Don't know
- <r> Refused

[Go to BPF_Q10B]

MWR_E121: If GU_Q110 = <1> and GU_Q120 = <2> and MWR_Q110 = <1>, Go to BPF_Q10A

MWR_Q121 Is your father still living?

- <1> Yes *[Go to BPF_Q10A]*
- <2> No
- <x> Don't know *[Go to BPF_Q10A]*
- <r> Refused *[Go to BPF_Q10A]*

MWR_Q130 When did he die?

- Year
- [1900 – 2001]* *[Go to BPF_Q10B]*
 - <x> Don't know
 - <r> Refused

MWR_Q131 How old were you when he died?

- Age
- [0 – 75]*
 - <x> Don't know
 - <r> Refused

[Go to BPF_Q10B]

BPF_Q10A In what country was your father born?

INTERVIEWER: Report place of birth according to current boundaries.

- <1> Canada *[Go to BPF_Q20]*
- <2> Country outside Canada *[Go to BPF_Q30]*
- <x> Don't know *[Go to EDF_Q10]*
- <r> Refused *[Go to EDF_Q10]*

BPF_Q10B In what country was he born?

INTERVIEWER: Report place of birth according to current boundaries.

- <1> Canada
- <2> Country outside Canada *[Go to BPF_Q30]*
- <x> Don't know *[Go to EDF_Q10]*
- <r> Refused *[Go to EDF_Q10]*

BPF_Q20 **In which province or territory was he born?**

INTERVIEWER: Report place of birth according to current boundaries.

- <01> Newfoundland/Labrador
- <02> Prince Edward Island
- <03> Nova Scotia
- <04> New Brunswick
- <05> Quebec
- <06> Ontario
- <07> Manitoba
- <08> Saskatchewan
- <09> Alberta
- <10> British Columbia
- <11> Yukon Territory
- <12> Northwest Territories
- <13> Nunavut
- <x> Don't know
- <r> Refused

[Go to EDF_Q10]

BPF_Q30 **In which foreign country was he born?**

INTERVIEWER: Report place of birth according to current boundaries.

- <01> China
- <02> England
- <03> France
- <04> Germany
- <05> Greece
- <06> Guyana
- <07> Hong Kong
- <08> India
- <09> Italy
- <10> Jamaica
- <11> Netherlands
- <12> Philippines
- <13> Poland
- <14> Portugal
- <15> Scotland
- <16> United States
- <17> Vietnam
- <18> Other *[Go to BPF_Q31]*
- <x> Don't know
- <r> Refused

[Go to EDF_Q10]

OCF_E20: Review household roster.

((If LAM_Q40 = <1> and MWR_Q110 LT <7> and WWR_Q110 LT <7>) and MWR_Q110 = WWR_Q110) and (MWR_Q120 = <1> or MWR_Q121 = <1>), Go to LAF_Q50

Else (If the respondent's father(or substitute) is not living in the household AND- is alive (i.e. MWR_Q120 = <1> or MWR_Q121 = <1> or PA_Q130 = <1>)) OR

(If the respondent's birth father is living in the household AND GU_Q110 = <1> AND GU_Q120 NE <1>) OR

(If the respondent's birth father is living in the household AND GU_Q110 = NE <1> AND GU_Q120 = <1>) OR

(If the respondent's father (adopted, step-, substitute) is living in the household), Go to LAF_Q10

Else, Go to LAF_E60

LAF_Q10 Does he live ...

INTERVIEWER: Read categories to respondent.

<1> in your household? [Go to LAF_E60]

<2> in another household?

<3> in an institution? [Go to LAF_Q30]

<x> Don't know

<r> Refused

LAF_E20: If PA_Q210 = <1> and LAM_Q40 = <1>, Go to LAF_E60

LAF_Q20 Does he live alone?

<1> Yes [Go to LAF_Q50]

<2> No

<x> Don't know [Go to LAF_Q50]

<r> Refused [Go to LAF_Q50]

LAF_Q30 Does he live with his spouse/partner?

<1> Yes

<2> No

<x> Don't know

<r> Refused

LAF_Q50 During the past 12 months, did you see him...

INTERVIEWER: Read categories to respondent.

<1> daily?

<2> at least once a week?

<3> at least once a month?

<4> less than once a month?

<5> not at all?

<r> Refused

LAF_Q60 **During the past 12 months, how often did you have contact by letter, E-mail or telephone with him? Was it...**

INTERVIEWER: Read categories to respondent.

- <1> **daily?**
- <2> **at least once a week?**
- <3> **at least once a month?**
- <4> **less than once a month?**
- <5> **not at all?**
- <r> **Refused**

LAF_E60: Review household roster:

(If the respondent lives with both birth parents) OR

(If GU_110 = 1) OR

(If PA_Q620 = 2 or PA_Q620 = 5 or PA_Q620 = 7 or

PA_Q820 = 2 or PA_Q820 = 5 or PA_Q820 = 7 or

OPLC_Q120 = 2 or OPLC_Q120 = 5 or OPLC_Q120 = 7) OR

(If PA_Q720 = 2 or PA_Q720 = 5 or PA_Q720 = 7) OR

(If WWR_Q110 = 8 or MWR_Q110 = 8), Go to DOF_E20

DOF_Q10 **Did your parents (or parental substitutes) ever separate or get a divorce?**

- <1> Yes
- <2> No *[Go to DOF_E20]*
- <x> Don't know *[Go to DOF_E20]*
- <r> Refused *[Go to DOF_E20]*

DOF_Q20M **In what month and year did the (last) separation happen?**

Month

[1 – 12]

<x> Don't know

<r> Refused

DOF_Q20Y **In what month and year did the (last) separation happen?**

Year

[1900 – 2001] [Go to DOF_E20]

<x> Don't know

<r> Refused

DOF_Q20A **How old were you when the (last) separation happened?**

Age

[0 – 75]

<x> Don't know

<r> Refused

*DOF_E20: Review household roster. If the respondent not married or living common-law,
Go to LHH_E20*

DOF_Q30 Did your spouse/partner's parents (or parental substitutes) ever separate or divorce?

- <1> Yes
- <2> No [Go to LHH_E20]
- <x> Don't know [Go to LHH_E20]
- <r> Refused [Go to LHH_E20]

DOF_Q40 How old was your spouse/partner when this occurred?

- Age
- [0 – 75]
- <x> Don't know
- <r> Refused

*LHH_E20: Review household roster: If the respondent lives with both birth parents, Go to LHH_Q110
Else (If the respondent lives in the same household as mother or father) OR (If LAM_Q10 = 1 or
LAF_Q10 = 1), Go to LHH_Q110
Else, Go to LHN_Q110*

LHH_Q110 Have you always lived with at least one of your parents? (or parent substitutes)

- <1> Yes [Go to LHN_E530]
- <2> No
- <r> Refused [Go to LHN_E530]

LHH_Q120 How many times did you leave home to live on your own?

- Number of times
- [1 – 20]
- <x> Don't know [Go to LHH_Q310M]
- <r> Refused [Go to LHH_Q320]

LHH_E120: If LHH_Q120 = 01, Go to LHH_Q410.

LHH_Q210M In what month and year did you FIRST leave home to live on your own?

- Month
- [1 – 12]
- <x> Don't know
- <r> Refused

LHH_Q210Y In what month and year did you FIRST leave home to live on your own?

- Year
- [1900 – 2001] [Go to LHH_Q220]
- <x> Don't know
- <r> Refused

LHH_Q210A **How old were you when you FIRST left home to live on your own?**

Age

[15 – 75]

<x> Don't know

<r> Refused

LHH_Q220 **What were the main reasons for this FIRST move? Was it ...**

INTERVIEWER: Mark all that apply.

INTERVIEWER: Read categories to respondent.

<11> **to attend school?**

<12> **to move because of a job?**

<13> **to get married or live with a partner?**

<14> **to be independent/ move into own place?**

<15> because your parents were in hospital/deceased?

<16> because you immigrated to Canada?

<17> because of family problems/conflict?

<18> **for some other reason?** [Go to LHH_Q221]

<r> Refused

[Go to LHH_Q230M]

LHH_Q221 **Other, please specify:**

<r> Refused

Length of field = 50

LHH_Q230M **In what month and year did you start living with your parent(s) again for the FIRST time?**

Month

[1 – 12]

<x> Don't know

<r> Refused

LHH_Q230Y **In what month and year did you start living with your parent(s) again for the FIRST time?**

Year

[1900 – 2001] [Go to LHH_Q240]

<x> Don't know

<r> Refused

LHH_Q230A **How old were you when you started living with your parent(s) again for the FIRST time?**

Age

[15 – 75]

<x> Don't know

<r> Refused

LHN_Q210Y In what month and year did you FIRST leave your parent's home to live on your own?

Year

[1906 - 2001] [Go to LHN_Q220]

<x> Don't know

<r> Refused

LHN_Q210A How old were you when you FIRST left your parent's home to live on your own?

Age

[15 - 75]

<x> Don't know

<r> Refused

LHN_Q220 What were the main reasons for this FIRST move? Was it ...

INTERVIEWER: Mark all that apply.

INTERVIEWER: Read categories to respondent.

<11> to attend school?

<12> to move because of a job?

<13> to get married or live with a partner?

<14> to be independent/ move into own place?

<15> because your parents were in hospital/deceased?

<16> because you immigrated to Canada?

<17> because of family problems/conflict?

<18> for some other reason? [Go to LHN_Q221]

<r> Refused

[Go to LHN_Q230M]

LHN_Q221 Other, please specify:

<r> Refused

Length of field = 50

LHN_Q230M In what month and year did you start living with your parent(s) again for the FIRST time?

Month

[1 - 12]

<x> Don't know

<r> Refused

LHN_Q230Y In what month and year did you start living with your parent(s) again for the FIRST time?

Year

[1906 - 2001] [Go to LHN_Q240]

<x> Don't know

<r> Refused

LHN_Q230A **How old were you when you started living with your parent(s) again for the FIRST time?**

Age

[15 – 75]

<x> Don't know

<r> Refused

LHN_Q240 **What were the main reasons for returning to your parent's home?**

INTERVIEWER: Mark all that apply.

<11> Job ended

<12> Relationship ended

<13> Financial reasons

<14> Obtained degree or left school

<15> End of school term (year)

<16> Other reasons [Go to LHN_Q241]

<r> Refused

[Go to LHN_Q310M]

LHN_Q241 **Other, please specify:**

<r> Refused

Length of field = 50

LHN_Q310M **In what month and year did you LAST leave your parent's home to live on your own?**

Month

[1 – 12]

<x> Don't know

<r> Refused

LHN_Q310Y **In what month and year did you LAST leave your parent's home to live on your own?**

Year

[1906 - 2001] [Go to LHN_Q320]

<x> Don't know

<r> Refused

LHN_Q310A **How old were you when you LAST left your parent's home to live on your own?**

Age

[15 – 75]

<x> Don't know

<r> Refused

LHN_Q510A **How old were you when you LAST lived with one or both of your parents (or parental substitutes)?**
 (Do not include parents or parent substitutes who later joined the respondent's household.)

Age

[15 – 75]

<x> Don't know

<r> Refused

LHN_Q520 **What were the main reasons for your move? Was it ...**

INTERVIEWER: Mark all that apply.

INTERVIEWER: Read categories to respondent.

<11> **to attend school?**

<12> **to move because of a job?**

<13> **to get married or live with a partner?**

<14> **to be independent/ move into own place?**

<15> because your parents were in hospital/deceased?

<16> because you immigrated to Canada?

<17> because of family problems/conflict?

<18> **for some other reason?** [Go to LHN_Q521]

<r> Refused

[Go to LHN_E530]

LHN_Q521 **Other, please specify:**

<r> Refused

Length of field = 50

LHN_E530: Go to next section

SECTION 2: Brothers and sisters

SR_QINT **The following questions are about your brothers and sisters. Include all step-, adopted and half-brothers and sisters you have or have had. By step-brothers/sisters, we mean siblings from a former union of your birth(adopted) mother's or father's spouse or common-law partner.**

SR_Q110 **Do you or did you have any step-, adopted or half-brothers/sisters?**

- <1> Yes
- <2> No *[Go to SR_Q180]*
- <r> Refused *[Go to SR_Q180]*

SR_Q120 **How many step-brothers and /or sisters do you or did you have?**

- Step-brothers and sisters
- [0 – 20]*
 - <r> Refused *[Go to SR_Q140]*

SR_E130: If SR_Q120 = <00>, Go to SR_Q140

SR_Q130 **Before you were 15 years old, did they live at least part of the time in the same household as you?**

- <1> Yes, all of them
- <2> Yes, some of them
- <3> None
- <r> Refused

SR_Q140 **How many half-brothers and/or sisters do you or did you have?**

- Half-brothers and sisters
- [0 – 20]*
 - <r> Refused *[Go to SR_Q160]*

SR_E150: If SR_Q140 = <00>, Go to SR_Q160

SR_Q150 **Before you were 15 years old, did they live at least part of the time in the same household as you?**

- <1> Yes, all of them
- <2> Yes, some of them
- <3> None
- <r> Refused

SR_Q160 **How many adopted brothers and/or sisters do you or did you have?**

Adopted-brothers and sisters

|_|_| [0 – 20]

<r> Refused [Go to SR_Q180]

SR_E170: If SR_Q160 = <00>, Go to SR_Q180

SR_Q170 **Before you were 15 years old, did they live at least part of the time in the same household as you?**

<1> Yes, all of them

<2> Yes, some of them

<3> None

<r> Refused

SR_Q180 **How many full (birth) brothers/sisters do you or did you have ? (excluding half brothers/sisters)**

Birth-brothers and sisters

|_|_| [0 – 20]

<r> Refused [Go to SR_E190A]

SR_E180: If SR_Q180 = <00>, Go to SR_E190A

SR_Q190 **Before you were 15 years old, did they live at least part of the time in the same household as you?**

<1> Yes, all of them

<2> Yes, some of them

<3> None

<r> Refused

SR_E190A: If SR_Q120 = r or SR_Q140 = r or SR_Q160 = r or SR_Q180 = r, Go to SR_E300

Initialize SIB = (SR_Q120 + SR_Q140 + SR_Q160 + SR_Q180)

If SIB = 0 and SR_Q110 NE 1, then Go to SR_E300

SR_Q210 **So, you have or had {SIB} brother(s)/sister(s).**

<1> Yes [Go to SR_E190B]

<2> No

Total number of brothers/sisters do not match SIB. Interviewer will have to backtrack to SR_Q110 to determine in which field the error has occurred.

SR_E190B: If SIB = 1, Go to SR_Q250

SR_Q220 How many of these {SIB} brothers/sisters are/were older than you?

Brothers and sisters

|_|_| [1 – 20]

<00> None

<r> Refused [Go to SR_E300]

SR_Q230 How many of these {SIB} brothers/sisters are still living?

Brothers and sisters living

|_|_| [1 – 20]

<00> None [Go to SR_E300]

<r> Refused [Go to SR_E300]

*SR_E230: If SR_Q220 or SR_Q230 = <00>, Go to SR_E300**Else if (SR_Q220 = SIB) OR (SR_Q230 = SIB), Go to SR_E300**Else Compute derived variable OSB where OSB = SR_Q220***SR_Q240 How many of these {OSB} brothers/sisters older than you are still living?**

Brothers and sisters living

|_|_| [1 – 20]

<00> None

<r> Refused

*[Go to SR_E300]***SR_Q250 Is he/she still living?**

<1> Yes

<2> No [Go to SR_Q270]

<r> Refused [Go to SR_Q270]

SR_Q260 Is he/she older than you?

<1> Yes

<2> No

<r> Refused

*[Go to SR_E300]***SR_Q270 Was he/she older than you?**

<1> Yes

<2> No

<r> Refused

SR_E300: Go to next section

SECTION 3: Marriages of respondent

Sub-section 3.0 – Current Marriage

MA0_QINT **The next questions are about marriages and common-law partnerships. Your answers will help us measure how family relationships are changing.**

MA0_E101: Review household roster and marital status.

Is marital status of respondent "Married" and does the respondent have a spouse living in the household?

- <1> Yes
- <2> No *[Go to MA0_Q102]*
- <r> Refused *[Go to MA0_Q102]*

MA0_Q101 **Your current marital status is legally married and not separated. Is that correct?**

- <1> Yes *[Go to MA0_Q107]*
- <2> No

MA0_Q102 **What is your current LEGAL marital status? Are you**

INTERVIEWER: Read categories to respondent.

- <1> **legally married and not separated?**
- <2> **legally married and separated?**
- <3> **divorced (or did you have your marriage annulled)?**
- <4> **widowed?**
- <5> **Never legally married(single)?**
- <r> Refused *[Go to MA0_E103]*

MA0_E102: Review marital status of selected respondent from household roster and MA0_Q102.

(Note: The conditions below are based on the marital status of each household member being one of the following:

- 1) Living common-law*
- 2) Married*
- 3) Widowed*
- 4) Divorced*
- 5) Separated*
- 6) Single, never married*

If marital status = common-law and MA0_Q102 = 1 (Legally married and not separated)

or

if marital status = married and MA0_Q102= 2 (Legally married and separated)

or

if marital status = married and MA0_Q102= 3 (Divorced or did you have your marriage annulled)

or

if marital status = married and MA0_Q102= 4 (Widowed)

or

if marital status = married and MA0_Q102= 5 (Single, never legally married)

or

if marital status = widowed and MA0_Q102= 1 (Legally married and not separated)

or

if marital status = widowed and MA0_Q102= 2 (Legally married and separated)

or
 if marital status = widowed and MA0_Q102= 3 (Divorced or did you have your marriage annulled)
 or
 if marital status = widowed and MA0_Q102= 5 (Single, never legally married)
 or
 if marital status = divorced and MA0_Q102= 1 (Legally married and not separated)
 or
 if marital status = divorced and MA0_Q102= 2 (Legally married and separated)
 or
 if marital status = divorced and MA0_Q102= 4 (Widowed)
 or
 if marital status = divorced and MA0_Q102= 5 (Single, never legally married)
 or
 if marital status = separated and MA0_Q102= 1 (Legally married and not separated)
 or
 if marital status = separated and MA0_Q102= 3 (Divorced or did you have your marriage annulled)
 or
 if marital status = separated and MA0_Q102= 4 (Widowed)
 or
 if marital status = separated and MA0_Q102= 5 (Single, never legally married)
 or
 if marital status = single (never married) and MA0_Q102= 1 (Legally married and not separated)
 or
 if marital status = single (never married) and MA0_Q102= 2 (Legally married and separated)
 or
 if marital status = single (never married) and MA0_Q102= 3 (Divorced or did you have your marriage annulled)
 or
 if marital status = single (never married) and MA0_Q102= 4 (Widowed)

Then: notify interviewer that there is a potential conflict between MA0_Q102 and marital status of respondent (from household roster)

MA0_E103: Review MA0_Q102 and marital status on household roster. If MA0_Q102= 1 (Legally married and not separated) and respondent does not have a spouse living in the household, Go to MA0_Q104
 else if marital status of respondent is common-law (opposite or same sex), and respondent does not have a partner (opposite or same sex), living in the household, Go to MA0_Q105
 else, Go to MA0_E106

MA0_Q104 **I've recorded that you are married, but your spouse is not currently living with you. What is the reason for that?**

- <1> Work-related separation
- <2> Spouse is in a nursing home
- <3> Other medical care facility
- <4> School-related separation
- <5> Prison or correctional institution
- <6> Marital problems or conflict
- <7> Spouse has not immigrated to the country
- <8> Other reason
- <r> Refused

[Go to MA0_Q106M]

MA0_Q105 **I've recorded that your marital status is common-law, but your partner is not currently living with you. What is the reason for that?**

- <1> Work-related separation
- <2> Partner is in a nursing home
- <3> Other medical care facility
- <4> School-related separation
- <5> Prison or correctional institution
- <6> Relationship problems or conflict
- <7> Partner has not immigrated to the country
- <8> Other reason
- <r> Refused

MA0_Q106M **In what month and year did you and your spouse/partner start living apart?**

Month

□□□ [1 – 12]

- <95> Never lived together *[Go to MA0_E106]*
- <x> Don't know
- <r> Refused

MA0_Q106Y **In what month and year did you and your spouse/partner start living apart?**

Year

□□□□□ [1890 – 2001] *[Go to MA0_E106]*

- <x> Don't know
- <r> Refused

MA0_Q106A **How old were you when you and your spouse/partner started living apart?**

Age

□□□□□ [10 – 110]

- <x> Don't know
- <r> Refused

MA0_E106: Review household roster; respondent's marital status.

If the respondent is not currently living common-law, Go to MA0_Q107

Else then do:

If MA0_Q102= 2 (Legally married and separated), Go to MA0_Q108M

else if MA0_Q102= 3 (Divorced or did you have your marriage annulled), Go to MA1_Q110M

else if MA0_Q102= 4 (Widowed), Go to MA1_Q110M

else if MA0_Q102= 5 (Single, never legally married), Go to MAE_Q120

else if MA0_Q102= r (refused), Go to MAE_E200

MA0_Q107 Have you ever been a partner in a common-law relationship?

(Common-law partners refer to two people of the opposite sex or of the same sex who live together as a couple but who are not legally married to each other.)

<1> Yes

<2> No

<r> Refused

MA0_E107A:

If MA0_Q102= 1 or MA1_Q101 = 1 (Legally married and not separated), Go to MA0_Q110M

else if MA0_Q102= 2 (Legally married and separated), Go to MA0_Q108M

else if MA0_Q102= 3 (Divorced or did you have your marriage annulled), Go to MA1_Q110M

else if MA0_Q102= 4 (Widowed), Go to MA1_Q110M

else if MA0_Q102= 5 (Single, never legally married), Go to MAE_Q120

else if MA0_Q102= r (refused), Go to MA0_E107B

MA0_E107B: Review household roster; respondent's marital status.

Is the respondent married?

<1> Yes [Go to MA0_Q110M]

<2> No

Is the respondent divorced?

<1> Yes [Go to MA1_Q110M]

<2> No

Is the respondent separated?

<1> Yes [Go to MA0_Q108M]

<2> No

Is the respondent widowed?

<1> Yes [Go to MA1_Q110M]

<2> No

Is the respondent single (never married)?

<1> Yes [Go to MAE_Q120]

<2> No

Has the respondent refused to declare (or does not know) his/her marital status, Go to MAE_E200

MA0_Q108M The following questions ask about the marriage that resulted in you being legally married and separated. In what month and year did you separate (from your current marriage) ?

Month

□□ [1 – 12]

<x> Don't know

<r> Refused

MA0_Q108Y In what month and year did you separate (from your current marriage)?

Year

□□□□ [1890 – 2001] [Go to MA0_Q110M]

<x> Don't know

<r> Refused

MA0_Q108A **How old were you when you separated?**(from your current marriage)

Age

□□□□ [10 – 110]

<x> Don't know

<r> Refused

MA0_Q110M **In what month and year were you married?**(current marriage)

Month

□□□ [1 – 12]

<x> Don't know

<r> Refused

MA0_Q110Y In what month and year were you married?(current marriage)

Year

□□□□ [1890 – 2001] [Go to MA0_Q120]

<x> Don't know

<r> Refused

MA0_Q110A **How old were you when you were married?** (current marriage)

Age

□□□□ [10 – 110]

<x> Don't know

<r> Refused

MA0_Q120 **What was your spouse's marital status before entering into this marriage? Was it ...**

INTERVIEWER: Read categories to respondent.

<1> **widowed?**

<2> **divorced** (or had a previous marriage annulled)?

<3> **single** (never legally married)?

<r> Refused

MA0_Q130M **In what month and year was your spouse born?** (current spouse)

Month

□□□ [1 to 12]

<x> Don't know

<r> Refused

MA0_Q130Y In what month and year was your spouse born? (current spouse)

Year

|_|_|_|_| [1890 – 1991] [Go to MA0_Q140]

<x> Don't know

<r> Refused

MA0_Q130A **How old is your spouse?** (current spouse)

Age

|_|_|_| [10 – 110]

<x> Don't know

<r> Refused

MA0_Q140 **Did your spouse live common-law with anyone else before entering into this marriage?**
(current marriage)

<1> Yes

<2> No

<x> Don't know

<r> Refused

MA0_E140: Review household roster. If marital status = common-law and (MA0_Q102 = <2> (legally married and separated) or MA0_Q102 = <r> (refused)), Go to MA0_Q150

MA0_Q141 **Does your spouse have any children that you did not raise?**

<1> Yes

<2> No [Go to MA0_E147]

<r> Refused [Go to MA0_E147]

MA0_Q142 **How many?**

Number of spouse's children

|_|_| [1 – 20]

<r> Refused

MA0_Q143 **Are any of these children 18 years of age or younger?**

<1> Yes

<2> No [Go to MA0_E147]

<r> Refused [Go to MA0_E147]

MA0_E143: If MA0_Q142 = 1 and MA0_Q143 = 1 then Set MA0_Q144 = 1 and Go to MA0_Q145.

MA0_Q144 **How many?**

Number of spouse's children

|_|_| [1 – 20]

<r> Refused

MA0_Q145 **Does your spouse provide financial support for this/those child/children?**

- <1> Yes
- <2> No
- <x> Don't know
- <r> Refused

MA0_Q146 **During the past 12 months, how often did your spouse see (this/those) child/children?
Was it ...**

INTERVIEWER: Read categories to respondent.

- <1> **daily?**
- <2> **at least once a week?**
- <3> **at least once a month?**
- <4> **less than once a month?**
- <5> **not at all?**
- <x> Don't know
- <r> Refused

MA0_Q147 **During the past 12 months, how often did your spouse have contact by letter, E-mail or telephone with (this/those) child/children? Was it ...**

INTERVIEWER: Read categories to respondent.

- <1> **daily?**
- <2> **at least once a week?**
- <3> **at least once a month?**
- <4> **less than once a month?**
- <5> **not at all?**
- <x> Don't know
- <r> Refused

MA0_E147: Review MA0_Q107 and household roster.

Has the respondent ever been a partner in a common-law relationship (MA0_Q107= Yes) or is currently in a common-law relationship?

- <1> Yes
- <2> No *[Go to MA0_Q220]*
- <r> Refused *[Go to MA0_Q220]*

MA0_Q150 **Did you and your spouse live common-law before entering into this marriage?**

- <1> Yes
- <2> No *[Go to MA0_Q220]*
- <r> Refused *[Go to MA0_Q220]*

MA0_E150: Review household roster. If marital status = common-law and (MA0_Q102 = <2> (legally married and separated) or MA0_Q102 = <r> (refused)), Go to MA0_Q160M;
Else, Go to MA0_Q161M

MA0_Q160M **In what month and year did you and that spouse begin to live together?**

Month

[1 to 12]

<x> Don't know

<r> Refused

MA0_Q160Y In what month and year did you and that spouse begin to live together?

Year

[1890 – 2001] [Go to MA0_Q220]

<x> Don't know

<r> Refused

MA0_Q160A **How old were you when you and that spouse began to live together?**

Age

[10 – 110]

<x> Don't know

<r> Refused

[Go to MA0_Q220]

MA0_Q161M **In what month and year did you and your current spouse begin to live together?**

Month

[1 to 12]

<x> Don't know

<r> Refused

MA0_Q161Y In what month and year did you and your current spouse begin to live together?

Year

[1890 – 2001] [Go to MA0_Q220]

<x> Don't know

<r> Refused

MA0_Q161A **How old were you when you and your current spouse began to live together?**

Age

[10 – 110]

<x> Don't know

<r> Refused

MA0_Q220 **Is this your first marriage?**

- <1> Yes [Go to MAE_E200]
 <2> No
 <r> Refused [Go to MAE_E200]

Sub-section 3.1 – First Marriage

MA1_Q110M **In what month and year was your first marriage?**

- Month
 | | | | [1 to 12]
 <x> Don't know
 <r> Refused

MA1_Q110Y **In what month and year was your first marriage?**

- Year
 | | | | | [1890 – 2001] [Go to MA1_Q120]
 <x> Don't know
 <r> Refused

MA1_Q110A **How old were you at your first marriage?**

- Age
 | | | | | [10 – 110]
 <x> Don't know
 <r> Refused

MA1_Q120 **What was your first husband/wife's marital status before entering into that marriage?
 Was it ..**

INTERVIEWER: Read categories to respondent.

- <1> **widowed?**
 <2> **divorced** (or had previous marriage annulled)?
 <3> **single** (never legally married)?
 <r> Refused

MA1_Q130M **In what month and year was he/she born? (first spouse)**

- Month
 | | | | [1 to 12]
 <x> Don't know
 <r> Refused

MA1_Q130Y In what month and year was he/she born? (first spouse)

Year

□□□□ [1890 – 1991] [Go to MA1_Q140]

<x> Don't know

<r> Refused

MA1_Q130A **How old was your first spouse?** (when you got married)

Age

□□□□ [10 – 110]

<x> Don't know

<r> Refused

MA1_Q140 **Did your first spouse live common-law with anyone else before entering into this marriage?**

<1> Yes

<2> No

<x> Don't know

<r> Refused

MA1_E140: Review MA0_Q107 and household roster.

Has the respondent ever been a partner in a common-law relationship (MA0_Q107= Yes) or is currently in a common-law relationship?

<1> Yes

<2> No [Go to MA1_E165]

<r> Refused [Go to MA1_E165]

MA1_Q150 **Did you and your first spouse live common-law before entering into this marriage?**

<1> Yes

<2> No [Go to MA1_E165]

<r> Refused [Go to MA1_E165]

MA1_Q160M **In what month and year did you and your first husband/wife begin to live together?**

Month

□□ [1 to 12]

<x> Don't know

<r> Refused

MA1_Q160Y In what month and year did you and your first husband/wife begin to live together?

Year

□□□□ [1890 – 2001] [Go to MA1_E165]

<x> Don't know

<r> Refused

MA1_Q180Y In what month and year did the LAST separation happen? (separation of first marriage)

Year

____ [1890 – 2001] [Go to MA1_E181]

<x> Don't know

<r> Refused

MA1_Q180A **How old were you when the LAST separation happened?** (separation of first marriage)

Age

____ [10 – 110]

<x> Don't know

<r> Refused

MA1_E181: If MA1_Q170 = 2, Go to MA1_Q210M]

MA1_Q190M **In what month and year was the divorce or annulment final?** (divorce of first marriage)

Month

____ [1 to 12]

<x> Don't know

<r> Refused

MA1_Q190Y In what month and year was the divorce or annulment final? (divorce of first marriage)

Year

____ [1890 – 2001] [Go to MA1_E210]

<x> Don't know

<r> Refused

MA1_Q190A **How old were you when the divorce or annulment was final?** (divorce of first marriage)

Age

____ [10 – 110]

<x> Don't know

<r> Refused

[Go to MA1_E210].

MA1_Q210M **In what month and year did your first spouse die?**

Month

____ [1 to 12]

<x> Don't know

<r> Refused

MA1_Q210Y In what month and year did your first spouse die?

Year

____ [1890 – 2001] [Go to MA1_E210]

<x> Don't know

<r> Refused

MA1_Q210A How old were you when your first spouse died?

Age

____ [10 – 110]

<x> Don't know

<r> Refused

MA1_E210: Review MA0_Q101, MA0_Q102 and household roster

Ifi MA0_Q101 = Yes (legally married and not separated)

or MA0_Q102 = 1 (legally married and not separated)

or MA0_Q102 = 2 (legally married and separated)

or MA0_Q102 = r (refused) and (the household roster indicates marital status of the respondent is legally married and separated),

Go to MA1_Q220

Else, Go to MA1_Q230

MA1_Q220 Is your current marriage your second?

<1> Yes

<2> No [Go to MA2_Q110M]

<r> Refused

[Go to MAE_E200]

MA1_Q230 Have you been legally married a second time?

<1> Yes

<2> No [Go to MAE_Q130]

<r> Refused [Go to MAE_Q130]

Sub-section 3.2 – Second Marriage

MA2_Q110M In what month and year was your second marriage?

Month

____ [1 to 12]

<x> Don't know

<r> Refused

MA2_Q110Y In what month and year was your second marriage?

Year

|_|_|_|_| [1890 – 2001] [Go to MA2_Q120]

<x> Don't know

<r> Refused

MA2_Q110A **How old were you at your second marriage?**

Age

|_|_|_| [10 – 110]

<x> Don't know

<r> Refused

MA2_Q120 **What was your second husband/wife's marital status before entering into that marriage?
Was it ..**

INTERVIEWER: Read categories to respondent.

<1> **widowed?**

<2> **divorced** (or had previous marriage annulled)?

<3> **single** (never legally married)?

<r> Refused

MA2_Q130M **In what month and year was he/she born?** (second spouse)

Month

|_|_| [1 to 12]

<x> Don't know

<r> Refused

MA2_Q130Y In what month and year was he/she born? (second spouse)

Year

|_|_|_|_| [1890 – 1991] [Go to MA2_Q140]

<x> Don't know

<r> Refused

MA2_Q130A **How old was your second spouse?** (when you got married)

Age

|_|_|_| [10 – 110]

<x> Don't know

<r> Refused

MA2_Q140 **Did your second spouse live common-law with anyone else before entering into this marriage?**

<1> Yes

<2> No

<x> Don't know

<r> Refused

MA2_E140: Review MA0_Q107 and household roster.

Has the respondent ever been a partner in a common-law relationship (MA0_Q107= Yes) or is currently in a common-law relationship?

- <1> Yes
- <2> No [Go to MA2_E165]
- <r> Refused [Go to MA2_E165]

MA2_Q150 **Did you and your second spouse live common-law before entering into this marriage?**

- <1> Yes
- <2> No [Go to MA2_E165]
- <r> Refused [Go to MA2_E165]

MA2_Q160M **In what month and year did you and your second husband/wife begin to live together?**

Month

- [1 to 12]
- <x> Don't know
- <r> Refused

MA2_Q160Y **In what month and year did you and your second husband/wife begin to live together?**

Year

- [1890 – 2001] [Go to MA2_E165]
- <x> Don't know
- <r> Refused

MA2_Q160A **How old were you when you and your second husband/wife began to live together?**

Age

- [10 – 110]
- <x> Don't know
- <r> Refused

MA2_E165: If sex of respondent = female, Go to MA2_Q170

Else: Set SpouseAge_Beg_2 (Age of respondent's spouse at beginning union)

If MA2_Q150 = 1 and MA2_Q160 NE 'blank' then SpouseAge_Beg_2 = MA2_Q160Y minus MA2_Q130Y

Else (SpouseAge_Beg_2 = MA2_Q110Y minus MA2_Q130Y) or (SpouseAge_Beg_2 = MA2_Q130A)

If SpouseAge_Beg_2 is less than 50, Go to MA2_Q165

Else, Go to MA2_Q170

MA2_Q165 **Were any children born from your second marriage?**

- <1> Yes
- <2> No
- <x> Don't know
- <r> Refused

MA2_Q190Y In what month and year was the divorce or annulment final? (divorce of second marriage)

Year

□□□□ [1890 – 2001] [Go to MA2_E210]

<x> Don't know

<r> Refused

MA2_Q190A **How old were you when the divorce or annulment was final?** (divorce of second marriage)

Age

□□□□ [10 – 110]

<x> Don't know

<r> Refused

[Go to MA2_E210]

MA2_Q210M **In what month and year did your second spouse die?**

Month

□□□ [1 to 12]

<x> Don't know

<r> Refused

MA2_Q210Y In what month and year did your second spouse die?

Year

□□□□ [1890 – 2001] [Go to MA2_E210]

<x> Don't know

<r> Refused

MA2_Q210A **How old were you when your second spouse died?**

Age

□□□□ [10 – 110]

<x> Don't know

<r> Refused

MA2_E210: Review MA0_Q101, MA0_Q102 and household roster

If MA0_Q101 = Yes (legally married and not separated)

or MA0_Q102 = 1 (legally married and not separated)

or MA0_Q102 = 2 (legally married and separated)

or MA0_Q102 = r (refused) and (the household roster indicates marital status of the respondent is legally married and separated),

Go to MA2_Q220

Else, Go to MA2_Q230

MA2_Q220 **Is your current marriage your third?**

- <1> Yes
- <2> No *[Go to MA3_Q110M]*
- <r> Refused

[Go to MAE_E200]

MA2_Q230 **Have you been legally married a third time?**

- <1> Yes
- <2> No *[Go to MAE_Q130]*
- <r> Refused *[Go to MAE_Q130]*

Sub-section 3.3 – Third Marriage

MA3_Q110M **In what month and year was your third marriage?**

- Month
- [1 to 12]*
 - <x> Don't know
 - <r> Refused

MA3_Q110Y **In what month and year was your third marriage?**

- Year
- [1890 – 2001]* *[Go to MA3_Q120]*
 - <x> Don't know
 - <r> Refused

MA3_Q110A **How old were you at your third marriage?**

- Age
- [10 – 110]*
 - <x> Don't know
 - <r> Refused

MA3_Q120 **What was your third husband/wife's marital status before entering into that marriage?
Was it ..**

INTERVIEWER: Read categories to respondent.

- <1> **widowed?**
- <2> **divorced** (or had previous marriage annulled) ?
- <3> **single** (never legally married)?
- <r> Refused

MA3_Q130M **In what month and year was he/she born? (third spouse)**

Month

□□□ [1 to 12]

<x> Don't know

<r> Refused

MA3_Q130Y **In what month and year was he/she born? (third spouse)**

Year

□□□□□ [1890 – 1991] [Go to MA3_Q140]

<x> Don't know

<r> Refused

MA3_Q130A **How old was your third spouse? (when you got married)**

Age

□□□□ [10 – 110]

<x> Don't know

<r> Refused

MA3_Q140 **Did your third spouse live common-law with anyone else before entering into this marriage?**

<1> Yes

<2> No

<x> Don't know

<r> Refused

MA3_E140: Review MA0_Q107 and household roster.

Has the respondent ever been a partner in a common-law relationship (MA0_Q107= Yes) or is currently in a common-law relationship?

<1> Yes

<2> No [Go to MA3_E165]

<r> Refused [Go to MA3_E165]

MA3_Q150 **Did you and your third spouse live common-law before entering into this marriage?**

<1> Yes

<2> No [Go to MA3_E165]

<r> Refused [Go to MA3_E165]

MA3_Q160M **In what month and year did you and your third husband/wife begin to live together?**

Month

□□□ [1 to 12]

<x> Don't know

<r> Refused

MA3_Q160Y In what month and year did you and your third husband/wife begin to live together?

Year

____ [1890 – 2001] [Go to MA3_E165]

<x> Don't know

<r> Refused

MA3_Q160A **How old were you when you and your third husband/wife began to live together?**

Age

____ [10 – 110]

<x> Don't know

<r> Refused

MA3_E165: If sex of respondent = female, Go to MA3_Q170

Else: Set SpouseAge_Beg_3 (Age of respondent's spouse at beginning union)

If MA3_Q150 = 1 and MA3_Q160 NE 'blank' then SpouseAge_Beg_3 = MA3_Q160Y minus MA3_Q130Y

Else (SpouseAge_Beg_3 = MA3_Q110Y minus MA3_Q130Y) or (SpouseAge_Beg_3 = MA3_Q130A)

If SpouseAge_Beg_3 is less than 50, Go to MA3_Q165

Else, Go to MA3_Q170

MA3_Q165 **Were any children born from your third marriage?**

<1> Yes

<2> No

<x> Don't know

<r> Refused

MA3_Q170 **Did your third marriage end in ..**

INTERVIEWER: Read categories to respondent.

<1> **separation and then divorce or annulment?**

<2> **separation and then death of spouse?**

<3> **death of spouse?**

[Go to MA3_Q210M]

<4> **divorce or annulment without separation?**

[Go to MA3_Q190M]

<5> **Other**

[Go to MA3_Q171]

<r> **Refused**

[Go to MA3_E210]

[Go to MA3_Q180M]

MA3_Q171 **Other, please specify:**

<r> Refused

Length of field = 50

[Go to MA3_E210]

MA3_Q180M **In what month and year did the LAST separation happen?** (separation of third marriage)

Month

□□□ [1 to 12]

<95> No separation prior to divorce or annulment [Go to MA3_Q190M]

<x> Don't know

<r> Refused

MA3_Q180Y **In what month and year did the LAST separation happen?** (separation of third marriage)

Year

□□□□□ [1890 – 2001] [Go to MA3_E180]

<x> Don't know

<r> Refused

MA3_Q180A **How old were you when the LAST separation happened?** (separation of third marriage)

Age

□□□□ [10 – 110]

<x> Don't know

<r> Refused

MA3_E180: IF. MA3_Q170 = 2, Go to MA3_Q210M

MA3_Q190M **In what month and year was the divorce or annulment final?** (divorce of third marriage)

Month

□□□ [1 to 12]

<x> Don't know

<r> Refused

MA3_Q190Y **In what month and year was the divorce or annulment final?** (divorce of third marriage)

Year

□□□□□ [1890 – 2001] [Go to MA3_E210]

<x> Don't know

<r> Refused

MA3_Q190A **How old were you when the divorce or annulment was final?** (divorce of third marriage)

Age

□□□□ [10 – 110]

<x> Don't know

<r> Refused

[Go to MA3_E210]

MA3_Q210M In what month and year did your third spouse die?

Month

|_|_| [1 to 12]

<x> Don't know

<r> Refused

MA3_Q210Y In what month and year did your third spouse die?

Year

|_|_|_|_| [1890 – 2001] [Go to MA3_E210]

<x> Don't know

<r> Refused

MA3_Q210A How old were you when your third spouse died?

Age

|_|_|_| [10 – 110]

<x> Don't know

<r> Refused

*MA3_E210: Review MA0_Q101, MA0_Q102 and household roster**If MA0_Q101 = Yes (legally married and not separated)**or MA0_Q102 = 1 (legally married and not separated)**or MA0_Q102 = 2 (legally married and separated)**or MA0_Q102 = r (refused) and (the household roster indicates marital status of the respondent is legally married and separated),**Go to MA3_Q220**Else, Go to MA3_Q230***MA3_Q220 Is your current marriage your fourth?**

<1> Yes

<2> No [Go to MA4_Q110M]

<r> Refused

*[Go to MAE_E200]***MA3_Q230 Have you been legally married a fourth time?**

<1> Yes

<2> No [Go to MAE_Q130]

<r> Refused [Go to MAE_Q130]

Sub-section 3.4 – Fourth Marriage

MA4_Q110M **In what month and year was your fourth marriage?**

Month

[1 to 12]

<x> Don't know

<r> Refused

MA4_Q110Y **In what month and year was your fourth marriage?**

Year

[1890 – 2001] [Go to MA4_Q120]

<x> Don't know

<r> Refused

MA4_Q110A **How old were you at your fourth marriage?**

Age

[10 – 110]

<x> Don't know

<r> Refused

MA4_Q120 **What was your fourth husband/wife's marital status before entering into that marriage?
Was it ..**

INTERVIEWER: Read categories to respondent.

<1> **widowed?**

<2> **divorced** (or had previous marriage annulled)?

<3> **single** (never legally married)?

<r> Refused

MA4_Q130M **In what month and year was he/she born? (fourth spouse)**

Month

[1 to 12]

<x> Don't know

<r> Refused

MA4_Q130Y **In what month and year was he/she born? (fourth spouse)**

Year

[1890 – 1991] [Go to MA4_Q140]

<x> Don't know

<r> Refused

MA4_Q130A **How old was your fourth spouse? (when you got married)**

Age

|_|_|_| [10 – 110]

<x> Don't know

<r> Refused

MA4_Q140 **Did your fourth spouse live common-law with anyone else before entering into this marriage?**

<1> Yes

<2> No

<x> Don't know

<r> Refused

MA4_E140: Review MA0_Q107 and household roster.

Has the respondent ever been a partner in a common-law relationship (MA0_Q107= Yes) or is currently in a common-law relationship?

<1> Yes

<2> No [Go to MA4_E165]

<r> Refused [Go to MA4_E165]

MA4_Q150 **Did you and your fourth spouse live common-law before entering into this marriage?**

<1> Yes

<2> No [Go to MA4_E165]

<r> Refused [Go to MA4_E165]

MA4_Q160M **In what month and year did you and your fourth husband/wife begin to live together?**

Month

|_|_| [1 to 12]

<x> Don't know

<r> Refused

MA4_Q160Y **In what month and year did you and your fourth husband/wife begin to live together?**

Year

|_|_|_|_| [1890 – 2001] [Go to MA4_E165]

<x> Don't know

<r> Refused

MA4_Q160A **How old were you when you and your fourth husband/wife began to live together?**

Age

|_|_|_| [10 – 110]

<x> Don't know

<r> Refused

MA4_Q180A **How old were you when the LAST separation happened?** (separation of fourth marriage)

Age

|_|_|_| [10 – 110]

<x> Don't know

<r> Refused

MA4_E180: If MA4_Q170 = 2 Go to MA4_Q210M

MA4_Q190M **In what month and year was the divorce or annulment final?** (divorce of fourth marriage)

Month

|_|_| [1 to 12]

<x> Don't know

<r> Refused

MA4_Q190Y In what month and year was the divorce or annulment final? (divorce of fourth marriage)

Year

|_|_|_|_| [1890 – 2001] [Go to MAE_Q101]

<x> Don't know

<r> Refused

MA4_Q190A **How old were you when the divorce or annulment was final?** (divorce of fourth marriage)

Age

|_|_|_| [10 – 110]

<x> Don't know

<r> Refused

[Go to MAE_Q101]

MA4_Q210M **In what month and year did your fourth spouse die?**

Month

|_|_| [1 to 12]

<x> Don't know

<r> Refused

MA4_Q210Y In what month and year did your fourth spouse die?

Year

|_|_|_|_| [1890 – 2001] [Go to MAE_Q101]

<x> Don't know

<r> Refused

MA4_Q210A How old were you when your fourth spouse died?

Age

|_|_|_| [10 – 110]

<x> Don't know

<r> Refused

MAE_Q101 In total, how many times have you been legally married?

Times legally married

|_|_| [1 – 20]

<r> Refused

*MAE_E110: If MA0_Q102= 1 or MA0_Q102= 2, Go to MAE_E200]**Else, Go to MAE_Q130***MAE_Q120 Do you think you will ever marry?**

<1> Yes [Go to MAE_Q140]

<2> No

<3> Current law does not permit marriage

<x> Don't know

<r> Refused

*[Go to MAE_E200]***MAE_Q130 Do you think you will ever marry again?**

<1> Yes

<2> No [Go to MAE_E200]

<3> Current law does not permit marriage [Go to MAE_E200]

<x> Don't know [Go to MAE_E200]

<r> Refused [Go to MAE_E200]

MAE_Q140 At what age would you like to get married/remarried?

Age

|_|_|_| [15 – 110]

<x> Don't know

<r> Refused

MAE_E200: Go to next section

SECTION 4: Common-law union of respondent

Sub-section 4.0 – Current common-law union

CU0_E100: If MA0_Q107 = 2 or r, Go to CUE_E110A

Else If MA0_Q102 = 1 or MA0_Q101 = 1, Go to CU0_Q107

*Else Review household roster; If respondent has a common-law partner (opposite or same sex),
Go to CU0_Q110M.*

CU0_Q102 Are you now living with a common-law partner?

(Common-law partners refer to two people of the opposite sex or of the same sex who live together as a couple but who are not legally married to each other.)

<1> Yes [Go to CU0_Q110M]

<2> No

<r> Refused

CU0_E102: If MA0_Q102 = <5> and MA0_Q107 = <1>, Go to CU1_Q110M

CU0_Q107 Have you ever been a partner in a common-law relationship that was not followed by marriage?

(Common-law partners refer to two people of the opposite sex or of the same sex who live together as a couple but who are not legally married to each other.)

<1> Yes [Go to CU1_Q110M]

<2> No [Go to CUE_E110B]

<r> Refused [Go to CUE_E200]

CU0_Q110M In what month and year did you and your current partner begin to live together?

Month

____ [1 to 12]

<x> Don't know

<r> Refused

CU0_Q110Y In what month and year did you and your current partner begin to live together?

Year

____ [1890 – 2001] [Go to CU0_Q120]

<x> Don't know

<r> Refused

CU0_Q110A How old were you when you and your current partner began living together?

Age

____ [10 – 110]

<x> Don't know

<r> Refused

CU0_Q120 **What was your partner's marital status before entering into this union? Was it...**

INTERVIEWER: Read categories to respondent.

- <1> **widowed?**
- <2> **separated?**
- <3> **divorced** (or had previous marriage annulled)?
- <4> **single** (never legally married)?
- <r> Refused

CU0_Q140 **Did your partner live common-law with anyone else before entering into this union?**

- <1> Yes
- <2> No
- <x> Don't know
- <r> Refused

CU0_Q130M **In what month and year was your partner born?** (current partner)

- Month
- [1 to 12]
- <x> Don't know
 - <r> Refused

CU0_Q130Y **In what month and year was your partner born?** (current partner)

- Year
- [1890 – 1991] [Go to CU0_Q141]
- <x> Don't know
 - <r> Refused

CU0_Q130A **How old is your common-law partner?**

- Age
- [10 – 110]
- <x> Don't know
 - <r> Refused

CU0_Q141 **Does your partner have any children that you did not raise?**

- <1> Yes
- <2> No [Go to CU0_Q220]
- <x> Don't know [Go to CU0_Q220]
- <r> Refused [Go to CU0_Q220]

CU0_Q142 **How many?**

- Number of partner's children
- [1 – 20]
- <r> Refused

CU0_Q143 **Are any of these children 18 years of age or younger?**

- <1> Yes
- <2> No *[Go to CU0_Q220]*
- <r> Refused *[Go to CU0_Q220]*

CU0_Q144 **How many?**

- Number of partner's children
 |_|_| | *[1 – 20]*
 <r> Refused

CU0_Q145 **Does your partner provide financial support for this/those child/children?**

- <1> Yes
- <2> No
- <x> Don't know
- <r> Refused

CU0_Q146 **During the past 12 months, how often did your partner see (this/those) child/children?
Was it ...**

INTERVIEWER: Read categories to respondent.

- <1> **daily?**
- <2> **at least once a week?**
- <3> **at least once a month?**
- <4> **less than once a month?**
- <5> **not at all?**
- <x> Don't know
- <r> Refused

CU0_Q147 **During the past 12 months, how often did your partner have contact by letter, E-mail or
telephone with (this/those) child/children? Was it ...**

INTERVIEWER: Read categories to respondent.

- <1> **daily?**
- <2> **at least once a week?**
- <3> **at least once a month?**
- <4> **less than once a month?**
- <5> **not at all?**
- <x> Don't know
- <r> Refused

CU0_Q220 **Have you had a previous common-law relationship that was not followed by marriage?**

- <1> Yes
- <2> No *[Go to CUE_E110B]*
- <r> Refused *[Go to CUE_E200]*

Sub-section 4.1 – First common-law union

CU1_Q110M **In what month and year did you begin your first common-law relationship that was not followed by marriage?**

Month

[1 to 12]

<x> Don't know

<r> Refused

CU1_Q110Y **In what month and year did you begin your first common-law relationship that was not followed by marriage?**

Year

[1890 – 2001] [Go to CU1_Q120]

<x> Don't know

<r> Refused

CU1_Q110A **How old were you when you began your first common-law relationship that was not followed by marriage?**

Age

[10 – 110]

<x> Don't know

<r> Refused

CU1_Q120 **What was that partner's marital status before entering into that union? Was it...**
(first common-law partner)

INTERVIEWER: Read categories to respondent.

<1> **widowed?**

<2> **separated?**

<3> **divorced** (or had previous marriage annulled)?

<4> **single** (never legally married)?

<r> Refused

CU1_Q140 **Did that partner live common-law with anyone else before entering into this union?**
(first common-law partner)

<1> Yes

<2> No

<x> Don't know

<r> Refused

CU1_Q130M **In what month and year was that partner born?** (first common-law partner)

Month

□□□ [1 to 12]

<x> Don't know

<r> Refused

CU1_Q130Y **In what month and year was that partner born?** (first common-law partner)

Year

□□□□□ [1890 – 1991] [Go to CU1_Q170]

<x> Don't know

<r> Refused

CU1_Q130A **How old was your first common-law partner?** (when you entered into this union)

Age

□□□□ [10 – 110]

<x> Don't know

<r> Refused

CU1_Q170 **Did this partnership end by separation or by the death of your partner?** (first common-law partnership)

<1> Separation

<2> Death of partner

<r> Refused [Go to CU1_E185]

CU1_Q180M **In what month and year did this occur?** (separation from/death of first common-law partner)

Month

□□□ [1 to 12]

<x> Don't know

<r> Refused

CU1_Q180Y **In what month and year did this occur?** (separation from/death of first common-law partner)

Year

□□□□□ [1890 – 2001] [Go to CU1_E185]

<x> Don't know

<r> Refused

CU1_Q180A **How old were you when this occurred?** (separation from/death of first common-law partner)

Age

□□□□ [10 – 110]

<x> Don't know

<r> Refused

CU1_E185: If sex of respondent = female, Go to CU1_Q230

Else Set PartnerAge_Bg_1 (Age of respondent's partner at beginning of common-law union)

PartnerAge_Bg_1 = (CU1_Q110Y minus CU1_Q130Y) or (CU1_Q130A)

If PartnerAge_Bg_1 is less than 50, Go to CU1_Q190

Else, Go to CU1_Q230

CU1_Q190 Were any children born from this union?

- <1> Yes
- <2> No
- <x> Don't know
- <r> Refused

CU1_Q230 Have you been a partner in any other common-law relationships that were not followed by marriage?

- <1> Yes
- <2> No *[Go to CUE_E110B]*
- <r> Refused *[Go to CUE_E200]*

Sub-section 4.2 – Second common-law union

CU2_Q110M In what month and year did you begin your second common-law relationship that was not followed by marriage?

Month

□□□ [1 to 12]

- <x> Don't know
- <r> Refused

CU2_Q110Y In what month and year did you begin your second common-law relationship that was not followed by marriage?

Year

□□□□□ [1890 – 2001] *[Go to CU2_Q120]*

- <x> Don't know
- <r> Refused

CU2_Q110A How old were you when you began your second common-law relationship that was not followed by marriage?

Age

□□□□ [10 – 110]

- <x> Don't know
- <r> Refused

CU2_Q120 **What was that partner's marital status before entering into that union? Was it...**
(second common-law partner)

INTERVIEWER: Read categories to respondent.

- <1> **widowed?**
- <2> **separated?**
- <3> **divorced** (or had previous marriage annulled)?
- <4> **single** (never legally married)?
- <r> Refused

CU2_Q140 **Did that partner live common-law with anyone else before entering into this union?**
(second common-law partner)

- <1> Yes
- <2> No
- <x> Don't know
- <r> Refused

CU2_Q130M **In what month and year was that partner born?** (second common-law partner)

- Month
- [1 to 12]
 - <x> Don't know
 - <r> Refused

CU2_Q130Y In what month and year was that partner born? (second common-law partner)

- Year
- [1890 – 1991] [Go to CU2_Q170]
 - <x> Don't know
 - <r> Refused

CU2_Q130A **How old was your second common-law partner?** (when you entered into this union)

- Age
- [10 – 110]
 - <x> Don't know
 - <r> Refused

CU2_Q170 **Did this partnership end by separation or by the death of your partner?** (second common-law partnership)

- <1> Separation
- <2> Death of partner
- <r> Refused [Go to CU2_E185]

CU2_Q180M **In what month and year did this occur?** (separation from/death of second common-law partner)

Month

□□□ [1 to 12]

<x> Don't know

<r> Refused

CU2_Q180Y **In what month and year did this occur?** (separation from/death of second common-law partner)

Year

□□□□□ [1890 – 2001] [Go to CU2_E185]

<x> Don't know

<r> Refused

CU2_Q180A **How old were you when this occurred?** (separation from/death of second common-law partner)

Age

□□□□ [10 – 110]

<x> Don't know

<r> Refused

CU2_E185: If sex of respondent = female, Go to CU2_Q230

Else Set PartnerAge_Bg_2 (Age of respondent's partner at beginning of common-law union)

PartnerAge_Bg_2 = (CU2_Q110Y minus CU2_Q130Y) or (CU2_Q130A)

If PartnerAge_Bg_2 is less than 50, Go to CU2_Q190

Else, Go to CU2_Q230

CU2_Q190 **Were any children born from this union?**

<1> Yes

<2> No

<x> Don't know

<r> Refused

CU2_Q230 **Have you been a partner in any other common-law relationships that were not followed by marriage?**

<1> Yes

<2> No [Go to CUE_E110B]

<r> Refused [Go to CUE_E200]

Sub-section 4.3 – Third common-law union

CU3_Q110M **In what month and year did you begin your third common-law relationship that was not followed by marriage?**

Month

□□□ [1 to 12]

<x> Don't know

<r> Refused

CU3_Q110Y In what month and year did you begin your third common-law relationship that was not followed by marriage?

Year

□□□□ [1890 – 2001] [Go to CU3_Q120]

<x> Don't know

<r> Refused

CU3_Q110A **How old were you when you began your third common-law relationship that was not followed by marriage?**

Age

□□□□ [10 – 110]

<x> Don't know

<r> Refused

CU3_Q120 **What was that partner's marital status before entering into that union? Was it...**
(third common-law partnership)

INTERVIEWER: Read categories to respondent.

<1> **widowed?**

<2> **separated?**

<3> **divorced** (or had previous marriage annulled)?

<4> **single** (never legally married)?

<r> Refused

CU3_Q140 **Did that partner live common-law with anyone else before entering into this union?**
(third common-law partner)

<1> Yes

<2> No

<x> Don't know

<r> Refused

CU3_Q130M **In what month and year was that partner born?** (third common-law partner)

Month

□□ [1 to 12]

<x> Don't know

<r> Refused

CU3_Q130Y In what month and year was that partner born? (third common-law partner)

Year

□□□□ [1890 – 1991] [Go to CU3_Q170]

<x> Don't know

<r> Refused

CU3_Q130A **How old was your third common-law partner?** (when you entered into this union)

Age

|_|_|_| [10 – 110]

<x> Don't know

<r> Refused

CU3_Q170 **Did this partnership end by separation or by the death of your partner?** (third common-law partnership)

<1> Separation

<2> Death of partner

<r> Refused [Go to CU3_E185]

CU3_Q180M **In what month and year did this occur?** (separation from/death of third common-law partner)

Month

|_|_| [1 to 12]

<x> Don't know

<r> Refused

CU3_Q180Y In what month and year did this occur? (separation from/death of third common-law partner)

Year

|_|_|_|_| [1890 – 2001] [Go to CU3_E185]

<x> Don't know

<r> Refused

CU3_Q180A **How old were you when this occurred?** (separation from/death of third common-law partner)

Age

|_|_|_| [10 – 110]

<x> Don't know

<r> Refused

CU3_E185: *If sex of respondent = female, Go to CU3_Q230*

Else Set PartnerAge_Bg_3 (Age of respondent's partner at beginning of common-law union)

PartnerAge_Bg_3 = (CU3_Q110Y minus CU3_Q130Y) or (CU3_Q130A)

If PartnerAge_Bg_3 is less than 50, Go to CU3_Q190

Else, Go to CU3_Q230

CU3_Q190 **Were any children born from this union?**

<1> Yes

<2> No

<x> Don't know

<r> Refused

CU3_Q230 **Have you been a partner in any other common-law relationships that were not followed by marriage?**

- <1> Yes
 <2> No *[Go to CUE_E110B]*
 <r> Refused *[Go to CUE_E200]*

Sub-section 4.4 – Fourth common-law union

CU4_Q110M **In what month and year did you begin your fourth common-law relationship that was not followed by marriage?**

- Month
 □□□□ *[1 to 12]*
 <x> Don't know
 <r> Refused

CU4_Q110Y **In what month and year did you begin your fourth common-law relationship that was not followed by marriage?**

- Year
 □□□□□□ *[1890 – 2001]* *[Go to CU4_Q120]*
 <x> Don't know
 <r> Refused

CU4_Q110A **How old were you when you began your fourth common-law relationship that was not followed by marriage?**

- Age
 □□□□□□ *[10 – 110]*
 <x> Don't know
 <r> Refused

CU4_Q120 **What was that partner's marital status before entering into that union? Was it... (fourth common-law partnership)**

INTERVIEWER: Read categories to respondent.

- <1> **widowed?**
 <2> **separated?**
 <3> **divorced** (or had previous marriage annulled)?
 <4> **single** (never legally married)?
 <r> Refused

CU4_Q140 **Did that partner live common-law with anyone else before entering into this union?**
(fourth common-law partner)

- <1> Yes
- <2> No
- <x> Don't know
- <r> Refused

CU4_Q130M **In what month and year was that partner born?** (fourth common-law partner)

- Month
- [1 to 12]
- <x> Don't know
 - <r> Refused

CU4_Q130Y In what month and year was that partner born? (fourth common-law partner)

- Year
- [1890 – 1991] [Go to CU4_Q170]
- <x> Don't know
 - <r> Refused

CU4_Q130A **How old was your fourth common-law partner?** (when you entered into this union)

- Age
- [10 – 110]
- <x> Don't know
 - <r> Refused

CU4_Q170 **Did this partnership end by separation or by the death of your partner?** (fourth common-law partnership)

- <1> Separation
- <2> Death of partner
- <r> Refused [Go to CU4_E185]

CU4_Q180M **In what month and year did this occur?** (separation from/death of fourth common-law partner)

- Month
- [1 to 12]
- <x> Don't know
 - <r> Refused

CU4_Q180Y In what month and year did this occur? (separation from/death of fourth common-law partner)

- Year
- [1890 – 2001] [Go to CU4_E185]
- <x> Don't know
 - <r> Refused

CU4_Q180A **How old were you when this occurred?** (separation from/death of fourth common-law partner)

Age

□□□□ [10 – 110]

<x> Don't know

<r> Refused

CU4_E185: *If sex of respondent = female, Go to CU4_Q230*

Else Set PartnerAge_Bg_4 (Age of respondent's partner at beginning of common-law union)

PartnerAge_Bg_4 = (CU4_Q110Y minus CU4_Q130Y) or (CU4_Q130A)

If PartnerAge_Bg_4 is less than 50, Go to CU4_Q190

Else, Go to CU4_Q230

CU4_Q190 **Were any children born from this union?**

<1> Yes

<2> No

<x> Don't know

<r> Refused

CU4_Q230 **In total, how many times have you been a partner in common-law relationships that were not followed by marriage?**

Times

□□□ [1 – 20]

<r> Refused

[Go to CUE_E200]

CUE_E110A: *Review MA0_Q102 and the household roster.*

If MA0_Q102 = 2, 3, 4, or 5 and MA0_Q105 = blank and (MA0_Q104 = 'Blank') and the household roster doesn't indicate that the respondent has a spouse or a partner, Go to CUE_Q120

Else, Go to CUE_E200

CUE_E110B: *Review household roster.*

If (MA0_Q102 = 2 and MA0_Q105 = 'Blank') and household roster

does not report a spouse or partner for respondent, Go to CUE_Q120

Else If MA0_Q102 = 3 and MA0_Q105 = 'Blank' and household roster does not report a spouse or partner (opposite or same sex), for respondent, Go to CUE_Q120

Else If MA0_Q102 = 4 and MA0_Q105 = 'Blank' and household roster does not report a spouse or partner (opposite or same sex), for respondent, Go to CUE_Q120

Else If MA0_Q102 = 5 and MA0_Q105 = 'Blank' and household roster does not report a spouse or partner (opposite or same sex), for respondent, Go to CUE_Q120

Else, Go to CUE_E200

CUE_Q120 **Are you in an intimate relationship with someone who lives in a separate household?**

<1> Yes

<2> No [Go to CUE_Q150]

<x> Don't know [Go to CUE_E200]

<r> Refused [Go to CUE_E200]

CUE_Q130 **Do you think you will ever live in a common-law relationship?**

- <1> Yes
- <2> No *[Go to CUE_E200]*
- <x> Don't know *[Go to CUE_E200]*
- <r> Refused *[Go to CUE_E200]*

CUE_Q140 **At what age would you like to start a common-law relationship?**

- Age
|_|_|_| *[15 – 110]*
- <x> Don't know
 - <r> Refused

[Go to CUE_E200]

CUE_Q150 **Do you think you COULD EVER live in a common-law relationship?**

- <1> Yes
- <2> No *[Go to CUE_E200]*
- <x> Don't know *[Go to CUE_E200]*
- <r> Refused *[Go to CUE_E200]*

CUE_Q160 **At what age would you like to start a common-law relationship?**

- Age
|_|_|_| *[15 – 110]*
- <x> Don't know
 - <r> Refused

CUE_E200: Go to next section

SECTION 5: Children

COR_QINT **Now, the next questions ask about your children and grandchildren.**

COR_E10: Review household roster. If respondent has any step-children living in the household,

Go to COR_Q11

Else, if the respondent is not living in a common-law union and his legal marital status is single (MA0_Q102 = <5>) and he has never lived in a common-law union (MA0_Q107 = <2>),

Go to COR_E11

COR_Q10 **Have you ever raised step-children? By step-children we mean children from a former union of a spouse or common-law partner.**

<1> Yes

<2> No [Go to COR_E11]

<r> Refused [Go to COR_E11]

COR_Q11 **How many step-children have you ever raised?**

Step-children

□□□ [1 – 20]

<r> Refused

COR_E11: Review household roster. If respondent has no adopted children of his own living in the household,

Go to COR_Q20

Else If respondent has adopted child(ren) of his own living in the household and COR_Q11 GE 1,

Go to COR_Q22

Else, Go to COR_Q21

COR_Q20 **Have you ever adopted children? (Exclude any step-children mentioned in the previous question.)**

<1> Yes

<2> No [Go to COR_E22A]

<r> Refused [Go to COR_E22A]

COR_Q21 **How many children have you ever adopted?**

Adopted children

□□□ [1 – 20] [Go to COR_E22A]

<r> Refused [Go to COR_E22A]

COR_Q22 **How many children have you ever adopted? Please exclude any step-children that you have previously mentioned.**

Adopted children

□□□ [1 – 20]

<r> Refused

COR_E22A: Review household roster and if the respondent is male, whether he has fathered any children in a previous relationship.

If the respondent has any birth children living in the household OR (MA1_Q165 or MA2_Q165 or MA3_Q165 or MA4_Q165 = yes) OR (CU1_Q190 or CU2_Q190 or CU3_Q190 or CU4_Q190 = yes), Go to COR_E41

COR_E22B: Review household roster, sex of respondent.

If respondent is male, Go to COR_Q31], else, Go to COR_Q41.

COR_Q31 Have you ever fathered a child? (Do not count stillbirths.)

<1> Yes [Go to COR_Q33]

<2> No

<r> Refused

[Go to COR_E42A]

COR_Q41 Have you ever given birth to a child? (Do not count stillbirths.)

<1> Yes [Go to COR_Q42]

<2> No

<3> Gave birth to a child but gave child up for adoption [Go to COR_Q42]

<r> Refused

[Go to COR_E42A]

COR_E41: Review household roster, sex of respondent and fathering.

If respondent is male, and biological children live in household AND (MA1_Q165 or MA2_Q165 or MA3_Q165 or MA4_Q165 = yes) OR (CU1_Q190 or CU2_Q190 or CU3_Q190 or CU4_Q190 = yes), Go to COR_Q32,

Else If respondent is male, and biological children live in household, Go to COR_Q33.

Else If respondent is male, AND (MA1_Q165 or MA2_Q165 or MA3_Q165 or MA4_Q165 = yes) OR (CU1_Q190 or CU2_Q190 or CU3_Q190 or CU4_Q190 = yes), Go to COR_Q34,

Else, Go to COR_Q42

COR_Q32 How many children have you ever fathered, including those of your previous union(s)? (Do not count stillbirths.)

Children

|_|_| [1 – 20]

<r> Refused

[Go to COR_E42A]

COR_Q33 How many children have you ever fathered? (Do not count stillbirths.)

Children
 | | | [1 – 20]
 <r> Refused

[Go to COR_E42A]

COR_Q34 How many children have you ever fathered from your previous union(s)? (Do not count stillbirths.)

Children
 | | | [1 – 20]
 <r> Refused

[Go to COR_E42A]

COR_Q42 How many children have you ever given birth to? (Do not count stillbirths.)

Children
 | | | [1 – 20]
 <r> Refused

COR_E42A: Compute derived variables TOTALCHD (the total number of step-, adopted, birth children) and BIOCHD (indicator for birth children only)

TOTALCHD = (COR_Q11 + COR_Q21 + COR_Q22 + COR_Q32 + COR_Q33 + COR_Q34 + COR_Q42)
BIOCHD = <1> If ((COR_Q32 + COR_Q33 + COR_Q34 + COR_Q42) > 0) AND (COR_Q11 = 0) AND ((COR_Q21 + COR_Q22) = 0),
Else, BIOCHD = <0>

If TOTALCHD = 0, Go to next section

Compute number of respondent's children including step-, adopted and natural children that appear on household roster.

Create ROSCHILD, where ROSCHILD = number of respondent's children on household roster

If TOTALCHD LT ROSCHILD, then a potential error on the household roster may have occurred. [Go to Household roster and verify children of respondent. An explanation for this type of occurrence may be that a step child appears on the household roster but the respondent does not feel that they "raised" the child.]

COR_E42B: Review household roster.

Does respondent have any grandchildren living in the household?

<1> Yes [Go to COR_Q71]
 <2> No
 <r> Refused

COR_E42C: Review household roster; age of the respondent.

Is age of respondent GE 30?

- <1> Yes
- <2> No [Go to COR_E71]
- <r> Refused

COR_Q70 Do you have any grandchildren?

- <1> Yes
- <2> No [Go to COR_E71]
- <r> Refused [Go to COR_E71]

COR_Q71 How many grandchildren do you have?

- Grandchildren
 [1 – 50]
 <r> Refused

COR_E71: Review TOTALCHD and ROSCHILD.

If (TOTALCHD - ROSCHILD) = 0, Go to CD_E105.

Else;

Before continuing, I would like to make sure that you have {TOTALCHD - ROSCHILD} child(ren) that you have raised or (given birth to/fathered) who DOES/DO NOT LIVE IN YOUR HOUSEHOLD.

- <1> to correct the number of children on the household roster
- <2> to correct the number of step-, adopted or birth children
- <3> accept

If (TOTALCHD = 1) and (ROSCCHILD = 0), then, Go to CD_Q101.

*If (TOTALCHD GT 1) and (ROSCCHILD = 0) and CD_Q120Y = blank, then, Go to CD_Q102;
 Else, Go to CD_Q102A*

If {(TOTALCHD - ROSCHILD) > 0}, and (ROSCCHILD = 1), then, Go to CD_Q103.

If {(TOTALCHD - ROSCHILD) > 0} and (ROSCCHILD > 1), then, Go to CD_Q104.

CD_Q101 What is the first name of the child you raised (or gave birth to/fathered)? Include those who may have died.

(Include step- or adopted children if raised by the respondent.)

[Go to CD_E105]

CD_Q102 Starting with the oldest, what is the first name of each child you ever raised (or given birth to/fathered)? Include those who may have died.

(Include step- or adopted children if raised by the respondent.)

[Go to CD_E105]

When respondent has been asked the appropriate questions from CD_Q120 and all corresponding module's questions for all children, Go to OC_E10.

CD_Q120M **In what month and year was {child 01} born?**

INTERVIEWER: If the respondent has no knowledge of the child, enter <95>.

Month

[1 to 12]

<95> Knowledge of child is unknown [Go to CD_E105 and next child]

<x> Don't know

<r> Refused

CD_Q120Y In what month and year was {child 01} born?

Year

[1916 – 2001] [Go to CD_Q130]

<x> Don't know

<r> Refused

CD_E120: Review CD_E105. If {Child 01} = <1> deceased, Go to CD_Q130

CD_Q120A **What is {child 01} 's age?**

INTERVIEWER: If the child is deceased, enter <995>.

Age

[0 – 85]

<995> Child is deceased

<x> Don't know

<r> Refused

CD_E130: Review household roster

If {Child01} is not on the household roster, Go to CD_Q130

Else, if {Child01} is on the household roster and is not a birth child, Go to CD_Q140

Else, Go to CD_E150

CD_Q130 **Is/Was {child 01} a male or female?**

<1> Male

<2> Female

<4> Knowledge of child is unknown [Go to CD_E103A and {next child}]

<r> Refused

CD_E135: IF BIOCHD = <1>, Go to CD_Q140M

CD_Q135 **Is/Was {child 01} a birth, step- or adopted child?**

- <1> Birth child [Go to CD_E150]
 <2> Step child
 <3> Adopted child
 <4> Knowledge of child is unknown [Go to CD_E103A and {next child}]
 <r> Refused

[Go to CD_Q140M]

CD_Q140M **In what month and year did {child 01} join your household?**

INTERVIEWER: Report the date the respondent joined the household of {child 01}, for those cases when {child 01} was already present in the household.

Month

- __ __ [1 to 12]
 <95> Knowledge of child is unknown [Go to CD_E103A and {next child}]
 <x> Don't know
 <r> Refused

CD_Q140Y **In what month and year did {child 01} join your household?**

Year

- __ __ __ __ [1920 – 2001] [Go to CD_E150]
 <x> Don't know
 <r> Refused

CD_Q140A **What age was {child 01} when he/she joined your household?**

Age

- __ __ [0-70]
 <x> Don't know
 <r> Refused

CD_E150: Review household roster.

AGECH01 = Age of {child 01} (Age declared on the household roster)

Create a derived variable for the age of each child on the "Children of respondent" roster, where the age of {child 01} = AgeOfChild

*If CD_Q120Y = x or CD_Q120Y = r
 then if CD_Q120A = x or CD_Q120A = r
 then AgeOfChild = AGECH01;
 else if CD_Q120Y = x or CD_Q120Y = r
 then AgeOfChild = CD_Q120A ;
 else if CD_Q120M LE {current month of production}
 then AgeOfChild = (2001 - CD_Q120Y)
 else AgeOfChild = (2000 - CD_Q120Y)*

CD_E160: Review household roster and CD_Q135, and create DVPARENT, where DVPARENT is the {child 01}'s other birth parent.

If sex of respondent is male and the respondent is step-father of {child 01} and household relationship with partner is same-sex partner (i.e. INTRO_2 = 70),
then DVPARENT = mother,

else if sex of respondent is female and respondent is step-mother of {child 01} and household relationship with partner is same-sex partner (i.e. INTRO_2 = 70),
then DVPARENT = father,

else if sex of respondent is male and respondent is step-father,
then DVPARENT = father,

else if sex of respondent is female and respondent is step-mother,
then DVPARENT = mother,

else if sex of respondent is male and respondent is birth or adopted father,
then DVPARENT = mother,

else if sex of respondent is female and respondent is birth or adopted mother,
then DVPARENT = father.

- Note:*
- 1) This temporary variable must be initialized for each child.*
 - 2) If the type of relationship is missing, then [Go to CD_E105 and {next child}]*

[Go to Start of modular flow]

Start of Modular Flow for each child

If *CD_E105* = <1> or *CD_Q120A* = <95> then *Deceased indicator* = yes, Go to Module C

Else If child 01 is not present in the household roster, Go to Module B;

Else, Go to Module A

Module A – Child present in the household roster

A-FT-aa If ((*BIOCHD* = <1>) or (*CD_Q135* = birth or adopted)) and
(*OthParentInHhld.OtherHhldParent* = yes)) and
AgeOfchild < 15 then

Module: Leaving home by household child (*LHHC_Q110* to *LHHC_Q510*)

Else then do

Module: Child household status full time (*CFT_Q110*)

A-FT IF (*ChildHhldStatFT.CFT_Q110* = 1) then

{***** **Child present on household roster - full-time** *****}

A-FTa IF ((*BIOCHD* = <1>) or (*CD_Q135* = birth or adopted)) and
(*OthParentInHhld.OtherHhldParent* = yes)) then do

Module: Leaving home by household child (*LHHC_Q110* to *LHHC_Q510*)

A-FTb ELSEIF ((*BIOCHD* = <1>) or (*CD_Q135* = birth or adopted)) and
(*OthParentInHhld.OtherHhldParent* = no)) then do

Module: Other birth parent demographics (*OBP_Q110*)

If (*OBP_Q110* = no or don't know - then do (*LHHC_Q110* to *LHHC_Q510*)
then, Go to {next child}

Else If (*OBP_Q110* = refused then, Go to {next child}

Else then do (*OBP_Q120* to *OBP_Q140*)

Module: Other parent contact with child (*OPC_Q110*)

If (*OBP_Q140* = no hours) then do

Module: When child last saw other parent (*OPLS_Q110M* to *OPLS_Q110Y*)

IF (*AgeOfChild* < 25) then do

Module: Other parent's financial support (*OPF_Q110* to *OPF_Q116* and *OPF_Q120* to
OPF_Q151)

Module: Parent's satisfaction with child's living arrangement (*OPS_Q110* to *OPS_Q120*)

Module: Parent's satisfaction with amount of contact between child and other parent
(*OPS_Q130* to *OPS_Q141* and *OPS_Q150* to *OPS_Q166*)

IF (*OPS_Q150* NE 3 and *OPS_Q150* NE 'blank') then do

Module: Time spent with child – from custody agreement (*TSC_Q110*)

Module: Leaving home by household child (LHHC_Q110 to LHHC_Q510)

A-FT c) ELSEIF ((CD_Q135 = step) then do

Module: Other birth parent demographics (OBP_Q110)

If (OBP_Q110 = no or don't know - then do (LHHC_Q110 to LHHC_Q510)
then, Go to {next child}

Else If (OBP_Q110 = refused then, Go to {next child}

Else then do (OBP_Q120 to OBP_Q140)

Module: Other parent contact with child (OPC_Q110)

IF ((OtherBirthPar.OBP_Q140 = no_hours) and

((ChildLive.CLW_Q110 <> mother) and

(ChildLive.CLW_Q110 <> father))) then do

Module: When child last saw other parent (OPLS_Q110M to OPLS_Q110Y)

IF (AgeOfChild < 25) then do

Module: Other parent's financial support (OPF_Q110 to OPF_Q116)

Module: Parent's satisfaction with child's living arrangement (OPS_Q110 to OPS_Q120)

Module: Parent's satisfaction with amount of contact between child and other parent

(OPS_Q130 to OPS_Q141 and OPS_Q150 to OPS_Q166)

Module: Leaving home by household child (LHHC_Q110 to LHHC_Q510)

A-PT) ELSEIF (ChildHhldStatFT.CFT_Q110 NE <1>) then

(*****Child present on household roster - part-time *****)

IF (CFT_Q110 = deceased) then DeceasedIndicator := yes

IF CFT_Q110 = 2 or 3) then do

Module: Child household status part-time reasons (CPTR_Q110 to CPTR_Q111)

A-PT1) IF ((CPTR_Q110 = school or job or OtherSpec) then

A-PT-1a) IF ((BIOCHD = <1>) or (CD_Q135 = birth or adopted)) and

(OthParentInHhld.OtherHhldParent = yes)) then do

Module: Time spent by child in the respondent's household in past 12 months

(TSH_Q110)

A-PT-1b) ELSEIF ((BIOCHD = <1>) or (CD_Q135 = birth or adopted)) and

(OthParentInHhld.OtherHhldParent = no)) then do

Module: Child contact with respondent (CCR_Q100 to CCR_Q130)

Module: Satisfaction with child contact (SCC_Q210 to SCC_Q252)

IF (LivingArrangement.LAC_Q120 = 'BLANK') then do

Module: Person the child lives with the rest of the time (CLW_Q110)

If CLW_Q110 = 1 or 2 then do OBP_Q120 to OBP_Q140

Else do CLW_Q120 and OBP_Q110

If (OBP_Q110 = no, don't know or refused), Go to {next child}

Else do OBP_Q120 to OBP_Q140

Module: Other parent contact with child (OPC_Q110)

*IF ((OBP_Q140 = no_hours) and
 ((ChildLive.CLW_Q110 <> mother) and
 (ChildLive.CLW_Q110 <> father))) then do*

Module: When child last saw other parent (OPLS_Q110M to OPLS_Q110Y)

IF (AgeOfChild < 25) then do

Module: Other parent's financial support (OPF_Q110 to OPF_Q116 and OPF_Q120 to OPF_Q151)

Module: Parent's satisfaction with amount of contact between child and other parent (OPS_Q130 to OPS_Q141 and OPS_Q150 to OPS_Q166)

IF (OPS_Q150 NE 3 and OPS_Q150 NE 'blank') then do

Module: Time spent with child – from custody agreement (TSC_Q110)

A-PT-1c) ELSEIF (CD_Q135 = step) then do

Module: Child contact with respondent (CCR_Q100 to CCR_Q130)

Module: Satisfaction with child contact (SCC_Q210 to SCC_Q252)

IF (LivingArrangement.LAC_Q120 = 'BLANK') then do

Module: Person the child lives with the rest of the time (CLW_Q110)

If CLW_Q110 = 1 or 2 then do OBP_Q120 to OBP_Q140

Else then do CLW_Q120 and OBP_Q110

If (OBP_Q110 = no, don't know or refused), Go to {next child}

Else then do OBP_Q120 to OBP_Q140

Module: Other parent contact with child (OPC_Q110)

*IF ((OBP_Q140 = no_hours) and
 ((ChildLive.CLW_Q110 <> mother) and
 (ChildLive.CLW_Q110 <> father))) then do*

Module: When child last saw other parent (OPLS_Q110M to OPLS_Q110Y)

IF (AgeOfChild < 25) then do

Module: Other parent's financial support (OPF_Q110 to OPF_Q116)

Module: Parent's satisfaction with amount of contact between child and other parent (OPS_Q130 to OPS_Q141 and OPS_Q150 to OPS_Q166)

A-PT-2) ELSEIF (ChildStatPTRReas.CPTR_Q110 = custody) then

*A-PT-2a) IF ((BIOCHD = <1>) or (CD_Q135 = birth or adopted)) and
 (OthParentInHhld.OtherHhldParent = yes)) then do*

Module: Agreement for child's custody (AFC_Q110 to AFC_Q136)

Module: Child contact with respondent (CCR_Q100 to CCR_Q130)

Module: Satisfaction with child contact (SCC_Q210 to SCC_Q252)

IF (LAC_Q120 = 'BLANK') then do

Module: Person the child lives with the rest of the time (CLW_Q110 and CLW_Q120)

A-PT-2b) ELSEIF ((BIOCHD = <1>) or (CD_Q135 = birth or adopted)) and (OthParentInHhld.OtherHhldParent = no)) then do

Module: Agreement for child's custody (AFC_Q110 to AFC_Q136)

Module: Child contact with respondent (CCR_Q100 to CCR_Q130)

Module: Satisfaction with child contact (SCC_Q210 to SCC_Q252)

IF (LivingArrangement.LAC_Q120 = 'BLANK') then do

Module: Person the child lives with the rest of the time (CLW_Q110)

If CLW_Q110 = 1 or 2 then do OBP_Q120 to OBP_Q140

Else then do CLW_Q120 and OBP_Q110

If (OBP_Q110 = no, don't know or refused), Go to {next child}

Else then do OBP_Q120 to OBP_Q140

Module: Other parent contact with child (OPC_Q110)

IF ((OBP_Q140 = no_hours) and

((ChildLive.CLW_Q110 <> mother) and

(ChildLive.CLW_Q110 <> father))) then do

Module: When child last saw other parent (OPLS_Q110M to OPLS_Q110Y)

IF (AgeOfChild < 25) then do

Module: Other parent's financial support (OPF_Q110 to OPF_Q116 and OPF_Q120 to OPF_Q151)

Module: Parent's satisfaction with amount of contact between child and other parent (OPS_Q130 to OPS_Q141)

IF AFC_Q110 = 'Blank' then do OPS_Q150 to OPS_Q166

If (OPS_Q150 NE 3 and OPS_Q150 NE 'blank')

OR (AFC_Q110 NE 3 and AFC_Q110 NE 'Blank' then do

Module: Time spent with child – from custody agreement (TSC_Q110)

A-PT-2c) ELSEIF (CD_Q135 = step) then do

Module: Agreement for child's custody (AFC_Q110 to AFC_Q136)

Module: Child contact with respondent (CCR_Q100 to CCR_Q130)

Module: Satisfaction with child contact (SCC_Q210 to SCC_Q252)

IF (LivingArrangement.LAC_Q120 = 'BLANK') then do

Module: Person the child lives with the rest of the time (CLW_Q110)

If CLW_Q110 = 1 or 2 then do OBP_Q120 to OBP_Q140

Else then do CLW_Q120 and OBP_Q110

If (OBP_Q110 = no, don't know or refused), Go to {next child}

Else then do OBP_Q120 to OBP_Q140

Module: Other parent contact with child (OPC_Q110)

IF ((OBP_Q140 = no_hours) and

((ChildLive.CLW_Q110 <> mother) and

(ChildLive.CLW_Q110 <> father))) then do

Module: When child last saw other parent (*OPLS_Q110M to OPLS_Q110Y*)
IF (AgeOfChild < 25) then do
Module: Other parent's financial support (*OPF_Q110 to OPF_Q116*)
Module: Parent's satisfaction with amount of contact between child and other parent (*OPS_Q130 to OPS_Q141*)

MODULE B – Child not present in the household roster

Module: Child's other parent in the household (*COPH_Q110 to COPH_Q120*)

Module: Child household status part-time (*CPT_Q110*)
IF (ChildHhldStatPT.CPT_Q110 = deceased) then DeceasedIndicator := yes

{*** Child NOT present on household roster - part-time member ***}

B-PT *IF (CPT_Q110 = yes) then do*

Module: Child household status part-time reasons (*CPTR_Q110 to CPTR_Q111*)

B-PT_1 *IF (CPTR_Q110 = school or job or OtherSpec) then do*

B-PT_1a *IF ((BIOCHD = <1>) or (CD_Q135 = birth or adopted)) and (OthParentInHhld.OtherHhldParent = yes) then do*

Module: Time spent by child in the respondent's household in past 12 months (*TSH_Q110*)

B-PT_1b *ELSEIF ((BIOCHD = <1>) or (CD_Q135 = birth or adopted)) and (OthParentInHhld.OtherHhldParent = no or deceased) then do*

Module: Child contact with respondent (*CCR_Q100 to CCR_Q130*)

IF (ChildContact.CCR_Q110 = no_hours) then do

Module: Respondent's last contact with child (*LCC_Q110M to LCC_Q110Y*)

{*** the above condition, if true, is in conflict with this routing since the child is established as a part-time member. Hard edit should be incorporated.}

Module: Satisfaction with child contact (*SCC_Q210 to SCC_Q252*)

IF (LivingArrangement.LAC_Q120 = 'BLANK') then do

Module: Person the child lives with the rest of the time (*CLW_Q110*)

If CLW_Q110 = 1 or 2 then do OBP_Q120 to OBP_Q140

Else then do CLW_Q120

If COPH_Q110 or COPH_Q120 = <3>, Go to {next child}

Else Go to OBP_Q110

If (OBP_Q110 = no, don't know or refused), Go to {next child}

Else then do OBP_Q120 to OBP_Q140

IF (((OBP_Q140 = days) and (OBP_Q142 = 365)) or ((OBP_Q140 = weeks) and (OBP_Q143 = 52)) or ((OBP_Q140 = months) and (OBP_Q144 = 12))) then do

Module: Last live with the child (*OBPLL_Q210M to OBPLL_Q210Y*)

ELSE then do

Module: Other parent contact with child (OPC_Q110)

*IF ((OBP_Q140 = no_hours) and
((ChildLive.CLW_Q110 <> mother) and
(ChildLive.CLW_Q110 <> father))) then do*

Module: When child last saw other parent (OPLS_Q110M to OPLS_Q110Y)

IF (AgeOfChild < 25) then do

Module: Other parent's financial support (OPF_Q110 to OPF_Q116 and OPF_Q120 to OPF_Q151)

**Module: Parent's satisfaction with amount of contact between child and other parent
(OPS_Q130 to OPS_Q141 and OPS_Q150 to OPS_Q166)**

IF (OPS_Q150 NE 3 and OPS_Q150 NE 'blank') then do

Module: Time spent with child – from custody agreement (TSC_Q110)

{*** the above condition, if true For OtBirthLastLive, is in conflict with this routing since the child is established as a part-time member. Hard edit should be incorporated.}

B-PT_1c) ELSEIF (CD_Q135 = step) then do

Module: Child contact with respondent (CCR_Q100 to CCR_Q130)

IF (CCR_Q110 = no_hours) then do

Module: Respondent's last contact with child (LCC_Q110M to LCC_Q110Y)

{*** the above condition, if true, is in conflict with this routing since the child is established as a part-time member. Hard edit should be incorporated.}

Module: Satisfaction with child contact (SCC_Q210 to SCC_Q252)

IF (LivingArrangement.LAC_Q120 = 'BLANK') then do

Module: Person the child lives with the rest of the time (CLW_Q110)

If CLW_Q110 = 1 or 2 then do OBP_Q120 to OBP_Q140

Else then do CLW_Q120

If COPH_Q110 or COPH_Q120 = <3>, Go to {next child}

Else Go to OBP_Q110

If (OBP_Q110 = no, don't know or refused), Go to {next child}

Else then do OBP_Q120 to OBP_Q140

*IF (((OBP_Q140 = days) and (OBP_Q142 = 365)) or
((OBP_Q140 = weeks) and (OBP_Q143 = 52)) or
((OBP_Q140 = months) and (OBP_Q144 = 12))) then do*

Module: Last live with the child (OBPLL_Q210M to OBPLL_Q210Y)

ELSE then do

Module: Other parent contact with child (OPC_Q110)

*IF ((OBP_Q140 = no_hours) and
((ChildLive.CLW_Q110 <> mother) and
(ChildLive.CLW_Q110 <> father))) then do*

Module: When child last saw other parent (OPLS_Q110M to OPLS_Q110Y)

IF (AgeOfChild < 25) then do

Module: Other parent's financial support (OPF_Q110 to OPF_Q116)

Module: Parent's satisfaction with amount of contact between child and other parent

(OPS_Q130 to OPS_Q141 and OPS_Q150 to OPS_Q166)

{*** the above condition, if true For OtBirthLastLive, is in conflict with this routing since the child is established as a part-time member. Hard edit should be incorporated.}

B-PT_2) ELSEIF (ChildStatPTRreas.CPTR_Q110 = **custody**) then do

B-PT_2a) IF ((BIOCHD = <1>) or (CD_Q135 = birth or adopted)) and

(OthParentInHhld.OtherHhldParent = yes)) then do

Module: Agreement for child's custody (AFC_Q110 to AFC_Q136)

Module: Child contact with respondent (CCR_Q100 to CCR_Q130)

IF (CCR_Q110 = no_hours) then do

Module: Respondent's last contact with child (LCC_Q110M to LCC_Q110Y)

{*** the above condition, if true, is in conflict with this routing since the child is established as a part-time member. Hard edit should be incorporated.}

Module: Satisfaction with child contact (SCC_Q210 to SCC_Q252)

IF (LAC_Q120 = 'BLANK') then do

Module: Person the child lives with the rest of the time (CLW_Q110 to CLW_Q120)

Module: Leaving home by non-household child (LHNC_Q320M to LHNC_Q410)

If CLW_Q120 = 'BLANK', then do LHNC_Q610

B-PT-2b) ELSEIF ((BIOCHD = <1>) or (CD_Q135 = birth or adopted)) and

(OthParentInHhld.OtherHhldParent = no or deceased)) then do

Module: Agreement for child's custody (AFC_Q110 to AFC_Q136)

Module: Child contact with respondent (CCR_Q100 to CCR_Q130)

IF (CCR_Q110 = no_hours) then do

Module: Respondent's last contact with child (LCC_Q110M to LCC_Q110Y)

{*** the above condition, if true, is in conflict with this routing since the child is established as a part-time member. Hard edit should be incorporated.}

Module: Satisfaction with child contact (SCC_Q210 to SCC_Q252)

IF (LAC_Q120 = 'BLANK') then do

Module: Person the child lives with the rest of the time (CLW_Q110)

If CLW_Q110 = 1 or 2 then do OBP_Q120 to OBP_Q140

Else then do CLW_Q120

If COPH_Q110 or COPH_Q120 = <3>, Go to {next child}

Else Go to OBP_Q110

If (OBP_Q110 = no, don't know or refused), Go to {next child}

Else then do OBP_Q120 to OBP_Q140

IF (((OBP_Q140 = days) and (OBP_Q142 = 365)) or
 ((OBP_Q140 = weeks) and (OBP_Q143 = 52)) or
 ((OBP_Q140 = months) and (OBP_Q144 = 12))) then do
Module: Last live with the child (OBPLL_Q210M to OBPLL_Q210Y)

ELSE then do

Module: Other parent contact with child (OPC_Q110)

IF ((OBP_Q140 = no_hours) and
 ((ChildLive.CLW_Q110 <> mother) and
 (ChildLive.CLW_Q110 <> father))) then do

Module: When child last saw other parent (OPLS_Q110M to OPLS_Q110Y)

IF (AgeOfChild < 25) then do

Module: Other parent's financial support (OPF_Q110 to OPF_Q116 and OPF_Q120 to OPF_Q151)

Module: Parent's satisfaction with amount of contact between child and other parent

(OPS_Q130 to OPS_Q141)

IF AFC_Q110 = 'Blank' then do OPS_Q150 to OPS_Q166

If (OPS_Q150 NE 3 and OPS_Q150 NE 'blank')

OR (AFC_Q110 NE 3 and AFC_Q110 NE 'Blank' then do

Module: Time spent with child – from custody agreement (TSC_Q110)

{*** the above condition, if true For OtBirthLastLive, is in
 conflict with this routing since the child is established as a
 part-time member. Hard edit should be incorporated.}

B-PT_2c) ELSEIF (CD_Q135 = step) then do

Module: Agreement for child's custody (AFC_Q110 to AFC_Q136)

Module: Child contact with respondent (CCR_Q100 to CCR_Q130)

IF (CCR_Q110 = no_hours) then do

Module: Respondent's last contact with child (LCC_Q110M to LCC_Q110Y)

{*** the above condition, if true, is in conflict with this
 routing since the child is established as a part-time member.
 Hard edit should be incorporated.}

Module: Satisfaction with child contact (SCC_Q210 to SCC_Q252)

IF (LAC_Q120 = 'BLANK') then do

Module: Person the child lives with the rest of the time (CLW_Q110)

If CLW_Q110 = 1 or 2 then do OBP_Q120 to OBP_Q140

Else then do CLW_Q120

If CPH_Q110 or CPH_Q120 = <3>, Go to {next child}

Else Go to OBP_Q110

If (OBP_Q110 = no, don't know or refused), Go to {next child}

Else then do OBP_Q120 to OBP_Q140

IF (((OBP_Q140 = days) and (OBP_Q142 = 365)) or
 ((OBP_Q140 = weeks) and (OBP_Q143 = 52)) or
 ((OBP_Q140 = months) and (OBP_Q144 = 12))) then do

Module: Last live with the child (OBPLL_Q210M to OBPLL_Q210Y)

ELSE then do

Module: Other parent contact with child (OPC_Q110)

*IF ((OBP_Q140 = no_hours) and
 ((ChildLive.CLW_Q110 <> mother) and
 (ChildLive.CLW_Q110 <> father))) then do*
Module: When child last saw other parent (OPLS_Q110M to OPLS_Q110Y)

IF (AgeOfChild < 25) then do
Module: Other parent's financial support (OPF_Q110 to OPF_Q116)
Module: Parent's satisfaction with amount of contact between child and other parent
(OPS_Q130 to OPS_Q141)
 {*** the above condition, if true For OtBirthLastLive, is in conflict with this routing since the child is
 established as a part-time member. Hard edit should be incorporated.}

{***** **Child NOT present on household roster - non-hhld member** *****}
B-NHH) ELSEIF (ChildHhldStatPT.CPT_Q110 = no) then
B-NHH-1) IF (AgeOfChild < 19) then do
Module: Living arrangement of child (LAC_Q120 to LAC_Q430)

B-NHH-1a) IF ((BIOCHD = <1>) or (CD_Q135 = birth or adopted)) and
(OthParentInHhld.OtherHhldParent = yes)) then do
Module: Child contact with respondent (CCR_Q100 to CCR_Q130)

IF (CCR_Q110 = no_hours) then do
Module: Respondent's last contact with child (LCC_Q110M to LCC_Q110Y)
Module: Satisfaction with child contact (SCC_Q210 to SCC_Q252)
Module: Leaving home by non-household child (LHNC_Q320M to LHNC_Q410)

B-NHH-1b) ELSEIF ((BIOCHD = <1>) or (CD_Q135 = birth or adopted)) and
(OthParentInHhld.OtherHhldParent = no or deceased)) then do
Module: Child contact with respondent (CCR_Q100 to CCR_Q130)

IF (CCR_Q110 = no_hours) then do
Module: Respondent's last contact with child (LCC_Q110M to LCC_Q110Y)
Module: Satisfaction with child contact (SCC_Q210 to SCC_Q252)

If (LAC_Q120 = <1> or <2>) then do OBP_Q130 to OBP_Q140
Else If COPH_Q110 or COPH_Q120 = <3>, Go to {next child}
Else Go to OBP_Q110
If (OBP_Q110 = no, don't know or refused), Go to {next child}
Else then do OBP_Q120 to OBP_Q140

*IF (((OBP_Q140 = days) and (OBP_Q142 = 365)) or
 ((OBP_Q140 = weeks) and (OBP_Q143 = 52)) or
 ((OBP_Q140 = months) and (OBP_Q144 = 12))) then do*
Module: Last live with the child (OBPLL_Q210M to OBPLL_Q210Y)

ELSE then do

Module: Other parent contact with child (OPC_Q110)

*IF ((OBP_Q140 = no_hours) and
((ChildLive.CLW_Q110 <> mother) and
(ChildLive.CLW_Q110 <> father))) then do*

Module: When child last saw other parent (OPLS_Q110M to OPLS_Q110Y)

IF (AgeOfChild < 25) then do

Module: Other parent's financial support (OPF_Q110 to OPF_Q116 and OPF_Q120 to OPF_Q151)

**Module: Parent's satisfaction with amount of contact between child and other parent
(OPS_Q130 to OPS_Q141 and OPS_Q150 to OPS_Q166)**

IF (OPS_Q150 NE 3 and OPS_Q150 NE 'blank') then do

Module: Time spent with child – from custody agreement (TSC_Q110)

B-NHH-1c) ELSEIF (CD_Q135 = step) then do

Module: Child contact with respondent (CCR_Q100 to CCR_Q130)

IF (CCR_Q110 = no_hours) then do

Module: Respondent's last contact with child (LCC_Q110M to LCC_Q110Y)

Module: Satisfaction with child contact (SCC_Q210 to SCC_Q252)

IF (LAC_Q120 = <1> or <2>) then do OBP_Q130 to OBP_Q140

Else If CAPH_Q110 or CAPH_Q120 = <3>, Go to {next child}

Else Go to OBP_Q110

If (OBP_Q110 = no, don't know or refused), Go to {next child}

Else then do OBP_Q120 to OBP_Q140

IF (((OBP_Q140 = days) and (OBP_Q142 = 365)) or

((OBP_Q140 = weeks) and (OBP_Q143 = 52)) or

((OBP_Q140 = months) and (OBP_Q144 = 12))) then do

Module: Last live with the child (OBPLL_Q210M to OBPLL_Q210Y)

ELSE then do

Module: Other parent contact with child (OPC_Q110)

*IF ((OBP_Q140 = no_hours) and
((ChildLive.CLW_Q110 <> mother) and
(ChildLive.CLW_Q110 <> father))) then do*

Module: When child last saw other parent (OPLS_Q110M to OPLS_Q110Y)

IF (AgeOfChild < 25) then do

Module: Other parent's financial support (OPF_Q110 to OPF_Q116)

**Module: Parent's satisfaction with amount of contact between child and other parent
(OPS_Q130 to OPS_Q141 and OPS_Q150 to OPS_Q166)**

B-NHH-2) ELSEIF (AgeOfChild >= 19) then do

**Module: Leaving home by non-household child (LHNC_Q320M to LHNC_Q410 and LHNC_Q610 to
LHNC_Q630)**

MODULE C

IF (DeceasedIndicator = yes) then do

Module: Deceased child (DC_Q110M to DC_Q411)

MODULE D

IF (BchildrenOfRespondent.TotalChildren >= 1) then do
Module: Opinions about children (OC_E10 to OC_Q21)
Else, Go to end of module

Module: Child's other parent in the household

IF (BRespondentInformation.PartnerType = spouse OR partner) THEN
IF (BRespondentInformation.Sex = male) THEN Go to COPH_Q110
ELSEIF (BRespondentInformation.Sex = female) THEN Go to COPH_Q120

ELSEIF (BRespondentInformation.PartnerType = same_sex_partner) AND CD_Q135=2 THEN
IF (BRespondentInformation.Sex = female) THEN, Go to COPH_Q110
ELSEIF (BRespondentInformation.Sex = male) THEN, Go to COPH_Q120

ELSEIF (BRespondentInformation.PartnerType=same_sex_partner) THEN
IF (BRespondentInformation.Sex = female) THEN, Go to COPH_Q120
ELSEIF (BRespondentInformation.Sex = male) THEN, Go to COPH_Q110

ELSEIF (BRespondentInformation.PartnerType = "blank" or "No") THEN
OtherHhldParent := No, and Go to end of module

COPH_Q110 Does {child 01}'s birth (adopted) mother live in your household?

- <1> Yes
- <2> No
- <3> Birth (adopted) mother is deceased
- <r> Refused

[Go to COPH_E120]

COPH_Q120 Does {child 01}'s birth (adopted) father live in your household?

- <1> Yes
- <2> No
- <3> Birth (adopted) father is deceased
- <r> Refused

COPH_E120: IF ((COPH_Q110 = yes) OR (COPH_Q120 = yes)) THEN OtherHhldParent := yes
ELSEIF ((COPH_Q110 = no) OR (COPH_Q120 = no)) THEN OtherHhldParent := no
ELSEIF ((COPH_Q110 = deceased) OR (COPH_Q120 = deceased)) THEN OtherHhldParent := deceased

[End of module]

Module: Time spent by child in the respondent's household in past 12 months

TSH_Q110 How much time did {child 01} spend in your household in the past 12 months?

- <1> Days
- <2> Weeks [Go to TSH_Q112]
- <3> Months [Go to TSH_Q113]
- <x> Don't know [Go to end of module]
- <r> Refused [Go to end of module]

TSH_Q111 How much time did {child 01} spend in your household in the past 12 months?

INTERVIEWER: Enter length of days.

- [1 – 365]
- <r> Refused

[Go to end of module]

TSH_Q112 How much time did {child 01} spend in your household in the past 12 months?

INTERVIEWER: Enter length of weeks.

- [1 – 52]
- <r> Refused

[Go to end of module]

TSH_Q113 How much time did {child 01} spend in your household in the past 12 months?

INTERVIEWER: Enter length of months.

- [1 – 12]
- <r> Refused

[End of module]

Module: Child contact with respondent

CCR_Q100 **How much time did {child 01} spend with you in the past month?**

- <1> Hours
- <2> Days *[Go to CCR_Q102]*
- <3> Weeks *[Go to CCR_Q103]*
- <4> No hours in the past month *[Go to CCR_Q110]*
- <x> Don't know *[Go to CCR_Q110]*
- <r> Refused *[Go to CCR_Q110]*

CCR_Q101 How much time did {child 01} spend with you in the past month?

INTERVIEWER: Enter length of hours.

- [1 – 100]*
- <r> Refused

[Go to CCR_Q110]

CCR_Q102 How much time did {child 01} spend with you in the past month?

INTERVIEWER: Enter length of days.

- [1 – 31]*
- <r> Refused

[Go to CCR_Q110]

CCR_Q103 How much time did {child 01} spend with you in the past month?

INTERVIEWER: Enter length of weeks.

- [1 – 4]*
- <r> Refused

CCR_Q110 **How much time did {child 01} spend with you in the past 12 months?**

- <1> Hours
- <2> Days *[Go to CCR_Q112]*
- <3> Weeks *[Go to CCR_Q113]*
- <4> Months *[Go to CCR_Q114]*
- <5> No hours in the past 12 months *[Go to CCR_Q130]*
- <x> Don't know *[Go to CCR_Q130]*
- <r> Refused *[Go to CCR_Q130]*

CCR_Q111 How much time did {child 01} spend with you in the past 12 months?

INTERVIEWER: Enter length of hours.

|_|_|_| [1 – 100]
<r> Refused

[Go to CCR_Q130]

CCR_Q112 How much time did {child 01} spend with you in the past 12 months?

INTERVIEWER: Enter length of days.

|_|_| [1 – 31]
<r> Refused

[Go to CCR_Q130]

CCR_Q113 How much time did {child 01} spend with you in the past 12 months?

INTERVIEWER: Enter length of weeks.

|_|_| [1 – 52]
<r> Refused

[Go to CCR_Q130]

CCR_Q114 How much time did {child 01} spend with you in the past 12 months?

INTERVIEWER: Enter length of months.

|_|_| [1 – 12]
<r> Refused

CCR_Q130 **During the past 12 months, how often did you have contact with {child 01} by letter, E-mail or telephone (when {child 01} was not living in your household)? Was it...**

INTERVIEWER: Read categories to respondent.

<1> **daily?**
<2> **at least once a week?**
<3> **at least once a month?**
<4> **less than once a month?**
<5> **not at all?**
<r> Refused

[End of module]

Module: Person the child lives with the rest of the time - distance

CLW_Q120 Is {child 01}'s other household within ...

INTERVIEWER: Read categories to respondent.

- <1> **10 km** (6 miles or 10 minutes by car)?
- <2> **50 km** (30 miles or 30 minutes by car)?
- <3> **100 km** (60 miles or 1 hour by car)?
- <4> **200 km** (120 miles or 2 hours by car)?
- <5> **400 km** (250 miles or 4 hours by car)?
- <6> **1000 km** (625 miles or 10 hours by car)?
- <7> **beyond 1000 km and living in Canada or United States** (more than 625 miles or 10 hours by car)?
- <8> **outside Canada or United States?**
- <x> Don't know
- <r> Refused

*[End of module]***Module: Other birth parent demographics**

OBP_Q110 Is {child 01}'s birth (adopted) {DVPARENT} still alive?

- <1> Yes *[Go to OBP_Q120]*
- <2> No
- <x> Don't know
- <r> Refused *[Go to CD_E103A and {next child}]*

[Go to end of module]

OBP_Q120 Does {child 01}'s birth (adopted) {DVPARENT} live within ...

INTERVIEWER: Read categories to respondent.

- <1> **10 km** (6 miles or 10 minutes by car)?
- <2> **50 km** (30 miles or 30 minutes by car)?
- <3> **100 km** (60 miles or 1 hour by car)?
- <4> **200 km** (120 miles or 2 hours by car)?
- <5> **400 km** (250 miles or 4 hours by car)?
- <6> **1000 km** (625 miles or 10 hours by car)?
- <7> **beyond 1000 km and living in Canada or United States** (more than 625 miles or 10 hours by car)?
- <8> **outside Canada or United States?**
- <x> Don't know
- <r> Refused

OBP_Q130 **How much time did {child 01} spend with his/her birth (adopted) {DVPARENT} in the past month?**

- <1> Hours
- <2> Days *[Go to OBP_Q132]*
- <3> Weeks *[Go to OBP_Q133]*
- <4> No hours in the past month *[Go to OBP_Q140]*
- <x> Don't know *[Go to OBP_Q140]*
- <r> Refused *[Go to OBP_Q140]*

OBP_Q131 How much time did {child 01} spend with his/her birth(adopted) {DVPARENT} in the past month?

INTERVIEWER: Enter length of hours.

- [1 – 100]*
- <r> Refused

[Go to OBP_Q140]

OBP_Q132 How much time did {child 01} spend with his/her birth(adopted) {DVPARENT} in the past month?

INTERVIEWER: Enter length of days.

- [1 – 31]*
- <r> Refused

[Go to OBP_Q140]

OBP_Q133 How much time did {child 01} spend with his/her birth(adopted) {DVPARENT} in the past month?

INTERVIEWER: Enter length of weeks.

- [1 – 4]*
- <r> Refused

OBP_Q140 **How much time did {child 01} spend with his/her birth(adopted) {DVPARENT} in the past 12 months?**

- <1> Hours
- <2> Days *[Go to OBP_Q142]*
- <3> Weeks *[Go to OBP_Q143]*
- <4> Months *[Go to OBP_Q144]*
- <5> No hours in the past 12 months *[Go to end of module]*
- <x> Don't know *[Go to end of module]*
- <r> Refused *[Go to end of module]*

OBP_Q141 How much time did {child 01} spend with his/her birth(adopted) {DVPARENT} in the past 12 months?

INTERVIEWER: Enter length of hours.

|_|_|_| [1 – 100]
 <000> No hours in the past year
 <r> Refused

[Go to end of module]

OBP_Q142 How much time did {child 01} spend with his/her birth(adopted) {DVPARENT} in the past 12 months?

INTERVIEWER: Enter length of days.

|_|_| [1 – 365]
 <r> Refused

[Go to end of module]

OBP_Q143 How much time did {child 01} spend with his/her birth(adopted) {DVPARENT} in the past 12 months?

INTERVIEWER: Enter length of weeks.

|_|_| [1 – 52]
 <r> Refused

[Go to end of module]

OBP_Q144 How much time did {child 01} spend with his/her birth(adopted) {DVPARENT} in the past 12 months?

INTERVIEWER: Enter length of months.

|_|_| [1 – 12]
 <r> Refused

[End of module]

Module: Last live with the child

OBPLL_Q210M **In what month and year did you last LIVE with {child 01}?**

Month
 |_|_| [1 to 12]
 <x> Don't know
 <r> Refused

OBPLL_Q210Y In what month and year did you last LIVE with {child 01}?

Year

□□□□ [1916 – 2001]

<x> Don't know

<r> Refused [Go to CD_E103A and {next child}]

[End of module]

Module: Other parent contact with child

OPC_Q110 During the past 12 months how often did {child 01} have contact by letter, E-mail or telephone with his/her birth {DVPARENT} (when {child 01} was not living in his/her {DVPARENT}'s household)? Was it...

INTERVIEWER: Read categories to respondent.

<1> **daily?**

<2> **at least once a week?**

<3> **at least once a month?**

<4> **less than once a month?**

<5> **not at all?**

<x> Don't know

<r> Refused

[End of module]

Module: When child last saw other parent

OPLS_Q110M In what month and year did {child 01} last see his/her birth {DVPARENT}?

Month

□□□ [1 to 12]

<x> Don't know

<r> Refused

OPLS_Q110Y In what month and year did {child 01} last see his/her birth {DVPARENT}?

Year

□□□□ [1916 – 2001]

<x> Don't know

<r> Refused

[End of module]

OPF_Q151 **Other, please specify:**

|||||
 <r> Refused

Length of field = 25

[End of module]

Module: Parent's satisfaction with child's living arrangement

OPS_Q110 **Are you satisfied or dissatisfied with {child 01}'s living arrangement?**

- <1> Satisfied *[Go to end of module]*
- <2> Dissatisfied
- <3> No opinion *[Go to end of module]*
- <r> Refused *[Go to end of module]*

OPS_Q120 **Why are you dissatisfied?**

- <1> Would like to spend more time
- <2> Would like to have custody
- <3> Lives too far away
- <4> Inappropriate behaviour of other parent
- <5> Poor neighbourhood/living quarters
- <6> Other reason *[Go to OPS_Q121]*
- <r> Refused

[Go to end of module]

OPS_Q121 **Other, please specify:**

|||||
 <r> Refused

Length of field = 25

[End of module]

Module: Parent's satisfaction with amount of contact between child and other parent

OPS_Q130 **Are you satisfied or dissatisfied with the amount of contact that {child 01}'s {DVPARENT} has with {child 01}?**

- <1> Satisfied *[Go to End of Module]*
- <2> Dissatisfied
- <3> No opinion *[Go to End of Module]*
- <r> Refused *[Go to End of Module]*

OPS_Q140 **Why are you dissatisfied?**

- <1> Not enough time spent with child
- <2> No contact between other parent and child
- <3> Too much contact
- <4> Other reason [Go to OPS_Q141]
- <r> Refused

[Go to End of Module]

OPS_Q141 **Other, please specify:**

|||||

<r> Refused

Length of field = 25

[End of module]

OPS_Q150 **What kind of agreement do you have for [child 01]'s custody? Is it ...**

- <1> **an oral agreement?** [Go to end of module]
- <2> **a written agreement?**
- <3> No agreement [Go to OPS_Q165]
- <4> Same agreement as financial support [Go to end of module]
- <r> Refused [Go to end of module]

OPS_Q160 **How was the written agreement concluded? Was it ...**

- <1> **a judge's decision?**
- <2> **legal assistance, without a judge's decision?**
- <3> **no legal assistance** (agreement between parents)?
- <x> Don't know
- <r> Refused

[Go to end of module]

OPS_Q165 **What is the main reason why there is no agreement for {child 01}'s custody?**

- <1> Lost contact with child's other parent
- <2> Personal conflict with other parent
- <3> Conflict regarding agreement
- <4> Child lives in an institution/foster home
- <5> Other [Go to OPS_Q166]
- <6> Same reason as financial support
- <x> Don't know
- <r> Refused

[Go to end of module]

LHNC_Q620 **During the past 12 months, how often did you see {child 01}? Was it...**

INTERVIEWER: Read categories to respondent.

- <1> **daily?**
- <2> **at least once a week?**
- <3> **at least once a month?**
- <4> **less than once a month?**
- <5> **not at all?**
- <r> Refused

LHNC_Q630 **During the past 12 months how often did you have contact with {child 01} by letter, E-mail or telephone? Was it...**

INTERVIEWER: Read categories to respondent.

- <1> **daily?**
- <2> **at least once a week?**
- <3> **at least once a month?**
- <4> **less than once a month?**
- <5> **not at all?**
- <r> Refused

[End of module]

Module: Leaving home by household child

LHHC_Q110 **Has {child 01} ever left home (your household)?**

- <1> Yes *[Go to LHHC_Q320M]*
- <2> No *[Go to end of module]*
- <3> Respondent left the household
- <r> Refused *[Go to CD_E103A and {next child}]*

LHHC_Q120M **In what month and year did you LAST leave the household?**

- Month
- *[1 to 12]*
 - <x> Don't know
 - <r> Refused

LHHC_Q120Y **In what month and year did you LAST leave the household?**

- Year
- *[1940 – 2001] [Go to end of module]*
 - <x> Don't know
 - <r> Refused

LHHC_Q120A How old were you when you LAST left home?

Age

|_|_| [1 – 65]

<x> Don't know

<r> Refused [Go to CD_E103A and {next child}]

*[Go to end of module]***LHHC_Q320M In what month and year did {child 01} LAST leave home?**

Month

|_|_| [1 to 12]

<x> Don't know

<r> Refused

LHHC_Q320Y In what month and year did {child 01} LAST leave home?

Year

|_|_|_|_| [1916 – 2001] [Go to LHHC_Q410]

<x> Don't know

<r> Refused

LHHC_Q320A How old was {child 01} when he/she LAST left home?

Age

|_|_|_| [1 – 65]

<x> Don't know

<r> Refused

LHHC_Q410 What was the reason {child 01} LAST left your household?**INTERVIEWER: Mark all that apply.**

<11> To get married, live with a partner or his/her child(ren)

<12> Job-related reasons

<13> Wanted to live alone

<14> Wanted to live with mother/father

<15> To live with relatives (grand parents,etc.) or friend

<16> Institution or foster

<17> School related reasons

<18> Respondent asked child to leave household

<19> Other [Go to LHHC_Q411]

<x> Don't know

<r> Refused

[Go to LHHC_Q510]

DC_Q120 **Did {child 01} ever move away from your household?**

- <1> Yes [Go to DC_Q320M]
 <2> No
 <r> Refused [Go to CD_E103A and {next child}]

[Go to end of module]

DC_Q320M **In what month and year did {child 01} LAST leave home?**

- Month
 |_|_| [1 to 12]
 <x> Don't know
 <r> Refused

DC_Q320Y **In what month and year did {child 01} LAST leave home?**

- Year
 |_|_|_|_| [1916 – 2001] [Go to DC_Q410]
 <x> Don't know
 <r> Refused

DC_Q320A **How old was {child 01} when he/she LAST left home?**

- Age
 |_|_| [1 – 65]
 <x> Don't know
 <r> Refused

DC_Q410 **What was the reason {child 01} LAST left your household?**

INTERVIEWER: Mark all that apply.

- <11> To get married, live with a partner or his/her child(ren)
 <12> Job-related reasons
 <13> Wanted to live alone
 <14> Wanted to live with mother/father
 <15> To live with relatives (grand parents,etc.) or friend
 <16> Institution or foster
 <17> School related reasons
 <18> Respondent asked child to leave household
 <19> Other [Go to DC_Q411]
 <x> Don't know
 <r> Refused

[Go to end of module]

DC_Q411 **Other, please specify:**

|||||

<r> Refused

Length of field = 25

[End of module]

Module: Opinions about children

OC_E10: Verify LAC_Q120 and TOTALCHD

If TOTALCHD = 1 and LAC_Q120 = 5, Go to end of module

Else, Go to OC_Q10

OC_Q10 **Overall, would you say that you are very satisfied, somewhat satisfied, not very satisfied or not satisfied at all with the amount of time you spend with your children?**

<1> Very satisfied

<2> Somewhat satisfied

<3> Not very satisfied

<4> Not satisfied at all

<5> No opinion

<r> Refused

OC_Q20 **Can you tell me if you strongly agree, agree, disagree or strongly disagree with each of the following statements?**

Having children has made me a happier person.

<1> Strongly agree

<2> Agree

<3> Disagree

<4> Strongly disagree

<5> No opinion

<x> Don't know

<r> Refused

OC_Q21 **Can you tell me if you strongly agree, agree, disagree or strongly disagree with each of the following statements?**

I am often frustrated because my children take so much of my time.

<1> Strongly agree

<2> Agree

<3> Disagree

<4> Strongly disagree

<5> No opinion

<x> Don't know

<r> Refused

[End of module]

SECTION 6: Fertility and family intentions

FI_E10: Review household roster: age and sex of respondent and respondent's partner, if applicable.

If (age of respondent LE 49) or

((sex of respondent = male) and (sex of partner = female) and (age of respondent's partner LE 49)),

Go to FI_E11

Else, Go to FI_E440

FI_E11: If (sex of respondent = female), Go to FI_QINT1;

Else, Go to FI_QINT2

FI_QINT1 The next questions are about your intentions to give birth to (more) children.

[Go to FI_E100]

FI_QINT2 The next questions are about your intentions to father (more) children.

FI_E100: Review household roster: Verify from roster, sex of the respondent and marital status.

Sex = male and Sex of spouse/partner = female and

Age of female partner less than 50 years and

Marital status = married/common-law, Go to FI_Q100

Sex = Female and Age of respondent less than 50 years and

Marital status = married/common-law, Go to FI_Q101

Else, Go to FI_Q110

FI_Q100 Is your spouse/partner currently pregnant?

<1> Yes *[Go to FI_Q121]*

<2> No

<x> Don't know *[Go to FI_Q130]*

<r> Refused

[Go to FI_Q110]

FI_Q101 Are you currently pregnant?

<1> Yes *[Go to FI_Q121]*

<2> No

<x> Don't know *[Go to FI_Q130]*

<r> Refused

FI_Q110 Do you intend to have a/another child sometime? (Exclude step- and adopted children.)

<1> Yes

<2> No *[Go to FI_Q130]*

<x> Don't know *[Go to FI_Q130]*

<r> Refused *[Go to FI_Q130]*

FI_Q120 **What is the total number of children that you intend to have including those you have now?**
(Exclude step- and adopted children.)

Children

[1 – 20]

<x> Don't know

<r> Refused

[Go to FI_Q130]

FI_Q121 **What is the total number of children that you intend to have including those you have now and the child that you/your partner are currently expecting?** (Exclude step- and adopted children.)

Children

[1 – 20]

<x> Don't know

<r> Refused

FI_E121: If FI_Q101 = 1, Go to FI_E140

FI_Q130 **Have you had an operation that makes it impossible for you to have a/another child?**

<1> Yes

<2> No *[Go to FI_Q140]*

<r> Refused *[Go to FI_Q140]*

FI_Q131 **Did you have that operation for contraceptive or medical reasons?**

<1> Contraceptive

<2> Medical

<3> Both

<r> Refused *[Go to FI_Q140]*

FI_Q132M **In what month and year did you have this operation?**

Month

[1 – 12]

<x> Don't know

<r> Refused

FI_Q132Y **In what month and year did you have this operation?**

Year

[1890 – 2001] *[Go to FI_E140]*

<x> Don't know

<r> Refused

FI_Q132A **How old were you when you had this operation?**

Age

|_|_|_| [10 - 110]

<x> Don't know

<r> Refused

[Go to FI_E140]

FI_Q140 **Have you ever been told that you cannot have any(more) children?**

<1> Yes

<2> No

<r> Refused

FI_E140: Review household roster, marital status:

If the respondent's marital status is not married or living common-law, Go to FI_Q400

FI_Q230 **Has your spouse/partner had an operation that makes it impossible for him/her to have another child?**

<1> Yes

<2> No [Go to FI_Q240]

<r> Refused [Go to FI_Q240]

FI_Q231 **Did your spouse/partner have that operation for contraceptive or medical reasons?**

<1> Contraceptive

<2> Medical

<3> Both

<r> Refused [Go to FI_Q240]

FI_Q232M **In what month and year did your spouse/partner have this operation?**

Month

|_|_| [1 - 12]

<x> Don't know

<r> Refused

FI_Q232Y **In what month and year did your spouse/partner have this operation?**

Year

|_|_|_|_| [1890 - 2001] [Go to FI_E240]

<x> Don't know

<r> Refused

FI_Q320 **How long have you and your spouse been using this (these) method(s)?**

- <1> Days
- <2> Weeks *[Go to FI_Q322]*
- <3> Months *[Go to FI_Q323]*
- <4> Years *[Go to FI_Q324]*
- <x> Don't know *[Go to FI_Q330]*
- <r> Refused *[Go to FI_Q330]*

FI_Q321 How long have you and your partner been using this (these) method(s)?

INTERVIEWER: Enter length of days.

- ____ *[1 – 100]*
- <x> Don't know *[Go to FI_Q330]*
- <r> Refused *[Go to FI_Q330]*

[Go to FI_E440]

FI_Q322 How long have you and your partner been using this (these) method(s)?

INTERVIEWER: Enter length of weeks.

- ____ *[1 – 100]*
- <x> Don't know *[Go to FI_Q330]*
- <r> Refused *[Go to FI_Q330]*

[Go to FI_E440]

FI_Q323 How long have you and your partner been using this (these) method(s)?

INTERVIEWER: Enter length of months.

- ____ *[1 – 50]*
- <x> Don't know *[Go to FI_Q330]*
- <r> Refused *[Go to FI_Q330]*

[Go to FI_E440]

FI_Q324 How long have you and your partner been using this (these) method(s)?

INTERVIEWER: Enter length of years.

- ____ *[1 – 40]*
- <x> Don't know *[Go to FI_Q330]*
- <r> Refused *[Go to FI_Q330]*

[Go to FI_E440]

FI_Q421 How long have you been using this (these) method(s)?

INTERVIEWER: Enter length of days.

[1 – 100]
 <x> Don't know [Go to FI_Q430]
 <r> Refused [Go to FI_Q430]

[Go to FI_E440]

FI_Q422 How long have you been using this (these) method(s)?

INTERVIEWER: Enter length of weeks.

[1 – 100]
 <x> Don't know [Go to FI_Q430]
 <r> Refused [Go to FI_Q430]

[Go to FI_E440]

FI_Q423 How long have you been using this (these) method(s)?

INTERVIEWER: Enter length of months.

[1 – 50]
 <x> Don't know [Go to FI_Q430]
 <r> Refused [Go to FI_Q430]

[Go to FI_E440]

FI_Q424 How long have you been using this (these) method(s)?

INTERVIEWER: Enter length of years.

Years
 [1 – 40]
 <x> Don't know [Go to FI_Q430]
 <r> Refused [Go to FI_Q430]

[Go to FI_E440]

FI_Q430 **Have you used any contraceptive method at any time during the last two years?**

<1> Yes
 <2> No
 <r> Refused

FI_E440: [Go to next section]

SECTION 7: Values and Attitudes

VA_QINT1 **Now, I am going to ask you a few questions about certain areas of your family life.**

VA_Q010 **Can you tell me if you strongly agree, agree, disagree or strongly disagree with each of the following statements?**

I had a very happy childhood.

- <1> Strongly agree
- <2> Agree
- <3> Disagree
- <4> Strongly disagree
- <5> No opinion
- <r> Refused

VA_E020: Review NDMF_Q120

If NDMF_Q120 = '98' or '00' or '99', Go to VA_E030

VA_Q020 **Can you tell me if you strongly agree, agree, disagree or strongly disagree with each of the following statements?**

I was very close emotionally to my father/father substitutes when I was growing up (before 15 years of age).

- <1> Strongly agree
- <2> Agree
- <3> Disagree
- <4> Strongly disagree
- <5> No opinion
- <r> Refused

VA_E030: Review NDMF_Q110

If NDMF_Q110 = '98' or '00' or '99', Go to VA_Q040

VA_Q030 **Can you tell me if you strongly agree, agree, disagree or strongly disagree with each of the following statements?**

I was very close emotionally to my mother/mother substitutes when I was growing up (before 15 years of age).

- <1> Strongly agree
- <2> Agree
- <3> Disagree
- <4> Strongly disagree
- <5> No opinion
- <r> Refused

VA_Q040 **In order for YOU to be happy in life, is it very important, important, not very important or not at all important**

to have a lasting relationship as a couple?

- <1> Very important
- <2> Important
- <3> Not very important
- <4> Not at all important
- <r> Refused

VA_Q050 In order for YOU to be happy in life, is it very important, important, not very important or not at all important

to be married?

- <1> Very important
- <2> Important
- <3> Not very important
- <4> Not at all important
- <r> Refused

VA_Q060 In order for YOU to be happy in life, is it very important, important, not very important or not at all important

to have at least one child?

- <1> Very important
- <2> Important
- <3> Not very important
- <4> Not at all important
- <r> Refused

VA_Q070 In order for YOU to be happy in life, is it very important, important, not very important or not at all important

to be able to take a paying job either outside or inside the home?

- <1> Very important
- <2> Important
- <3> Not very important
- <4> Not at all important
- <r> Refused

VA_E100: Review household roster, MA0_Q102 and CU0_Q102.

Does respondent have a common-law partner on the household roster, a spouse on the household roster or is MA0_Q102= 1 or CU0_Q102= 1?

- <1> Yes
- <2> No [Go to VB_E200]

VA_QINT2 **Now some questions about your relationship with your spouse/partner.**

VA_Q110 **Overall, would you say that your relationship is ...**

INTERVIEWER: Read categories to respondent.

- <1> **very happy?**
- <2> **fairly happy?**
- <3> **not too happy?**
- <x> Don't know
- <r> Refused

VA_Q120 **About how often do you and your spouse discuss something? Is it ...**

INTERVIEWER: Read categories to respondent.

- <1> **often?**
- <2> **sometimes?**
- <3> **hardly ever?**
- <4> **never?**
- <r> Refused

VA_Q130 **About how often do you and your (spouse/partner) laugh together? Is it**

INTERVIEWER: Read categories to respondent.

- <1> **almost every day? (4 or more days a week)**
- <2> **once or twice a week?**
- <3> **once or twice a month?**
- <4> **less than once a month?**
- <r> Refused

VA_Q200 **Do you and your (spouse/partner) often, sometimes, hardly ever or never have arguments about....**

chores and responsibilities?

- <1> Often
- <2> Sometimes
- <3> Hardly ever
- <4> Never
- <r> Refused

VA_E200: Review TOTALCHD.

If TOTALCHD GE 1, Go to VA_Q210

Else, Go to VA_Q220

VA_Q210 Do you and your (spouse/partner) often, sometimes, hardly ever or never have arguments about....

your child(ren)?

- <1> Often
- <2> Sometimes
- <3> Hardly ever
- <4> Never
- <r> Refused

VA_Q220 Do you and your (spouse/partner) often, sometimes, hardly ever or never have arguments about....

money?

- <1> Often
- <2> Sometimes
- <3> Hardly ever
- <4> Never
- <r> Refused

VA_Q230 Do you and your (spouse/partner) often, sometimes, hardly ever or never have arguments about....

showing affection to each other?

- <1> Often
- <2> Sometimes
- <3> Hardly ever
- <4> Never
- <r> Refused

VA_Q240 Do you and your (spouse/partner) often, sometimes, hardly ever or never have arguments about....

leisure time?

- <1> Often
- <2> Sometimes
- <3> Hardly ever
- <4> Never
- <r> Refused

VA_Q250 Do you and your (spouse/partner) often, sometimes, hardly ever or never have arguments about....

in-laws?

- <1> Often
- <2> Sometimes
- <3> Hardly ever
- <4> Never
- <r> Refused

VB_Q200 **If you had young children (less than 15 years of age) and your marriage/common-law union was in trouble and the differences with your spouse could not be resolved, would you still remain in your relationship for the sake of your child(ren).**

- <1> Yes
- <2> No
- <x> Don't know
- <r> Refused

VB_E200: Go to next section

SECTION 8 :Education history

ED_Date/Time Stamp

Sub-section 8.0 – Elementary and high school education

ED0_Q10 **Now, I would like to ask you some questions about your education. Your answers will help us to analyse the relationship between family events and your education. Excluding kindergarten, how many years of elementary and high school education have you successfully completed?**

- | | | |
|-----------|--------------------------|------------------|
| <0> | No schooling | [Go to EDE_E51] |
| <1> | One to five years | [Go to ED1_Q110] |
| <6 - 10> | Six to ten years | |
| <11 - 13> | Eleven to thirteen years | [Go to ED0_Q20] |
| <x> | Don't know | [Go to EDE_Q40] |
| <r> | Refused | [Go to EDE_Q40] |

ED0_E10 : If $(6 \leq ED0_Q10 \leq 10)$ and $AGE > 17$, Go to ED1_Q110
 If $(6 \leq ED0_Q10 \leq 10)$ and $(15 \leq AGE \leq 17)$, Go to EDE_Q10

ED0_Q20 **Have you graduated from high school?**

- | | | |
|-----|---------|------------------|
| <1> | Yes | [Go to ED0_Q30M] |
| <2> | No | |
| <r> | Refused | |

ED0_E20: If $AGE > 19$, Go to ED1_Q110.

ED0_Q21 **Are you currently working towards a high school diploma?**

- | | | |
|-----|----------------------|------------------|
| <1> | Yes | [Go to EDE_Q20M] |
| <2> | No | |
| <3> | Discontinued studies | |
| <r> | Refused | |

[Go to EDE_E30]

ED0_Q30M **In what month and year did you graduate from high school?**

- Month
 | | | [1 - 12]
 <x> Don't know
 <r> Refused

ED0_Q30Y In what month and year did you graduate from high school?

Year

____ [1906 - 2001] [Go to ED1_Q110]

<x> Don't know

<r> Refused

ED0_Q30A How old were you when you graduated from high school?

Age

____ [15 - 65]

<x> Don't know

<r> Refused

Sub-section 8.1 – First level of education following elementary or high school

ED1_Q110 Following your elementary or high school studies, have you undertaken any other studies to obtain a diploma, a certificate or a degree?

(Include only complete courses which form part of a program leading to a diploma, a certificate or a degree. Exclude courses taken in the work place or courses taken for personal interest.)

<1> Yes

<2> No [Go to EDE_E30]

<x> Don't know [Go to EDE_E30]

<r> Refused [Go to EDE_E30]

ED0_E110: If ED0_Q20 = 1, Go to ED1_Q122.

ED1_Q120 Was it to obtain ...

INTERVIEWER: Read categories to respondent.

INTERVIEWER: Include the first studies the respondent has undertaken after his primary/secondary schooling.

<1> a high school diploma?

<2> a college diploma or certificate (ie. Community college, Cégep, trade school, etc.)?

<3> a university degree?

<4> Other [Go to ED1_Q121]

<r> Refused

[Go to ED1_Q130M]

ED1_Q121 Other, please specify:

<r> Refused [Go to ED1_Q130M]

Length of field = 50

ED2_Q160M **In what month and year did you graduate from this program?**

Month

|_|_| [1 - 12]

<x> Don't know

<r> Refused

ED2_Q160Y **In what month and year did you graduate from this program?**

Year

|_|_|_|_| [1906 - 2001] [Go to ED2_E160]

<x> Don't know

<r> Refused

ED2_Q160A **How old were you when you graduated from this program?**

Age

|_|_| [15 - 65]

<x> Don't know

<r> Refused

ED2_E160: If ED2_Q122 = <3>, Go to ED5_Q110;

Else, Go to ED3_Q110.

ED2_Q170 **What was the MOST IMPORTANT reason why you decided not to continue your studies?**

INTERVIEWER: Accept only one answer.

<1> No reason

<2> Work

<3> Family/personal reasons

<4> School (lack of interest, etc.)

<5> Financial reasons

<6> Other

<r> Refused

ED4_Q130M **In what month and year did you start these studies?**

Month

[1 - 12]

<x> Don't know

<r> Refused

ED4_Q130Y **In what month and year did you start these studies?**

Year

[1906 - 2001] [Go to ED4_Q141]

<x> Don't know

<r> Refused

ED4_Q130A **How old were you when you started these studies?**

Age

[15 - 65]

<x> Don't know

<r> Refused

ED4_Q141 **Were you registered as a full-time or part-time student?**

<1> Full-time

<2> Part-time

<3> Some full-time and part-time

<x> Don't know

<r> Refused

ED4_Q142 **During these studies, did your weekly activities consist of ...**

INTERVIEWER: Read categories to respondent.

<1> **school only?**

<2> **mostly school?**

<3> **mostly work?**

<4> **mostly taking care of household members?**

<5> Other [Go to ED4_Q143]

<r> Refused

[Go to ED4_Q150]

ED4_Q143 **Other, please specify:**

<r> Refused

Length of field = 50

ED4_Q150 **Did you graduate from this program?**

- <1> Yes
- <2> No, still studying *[Go to EDE_Q20M]*
- <3> No, discontinued studies *[Go to ED4_Q170]*
- <r> Refused *[Go to ED5_Q110]*

ED4_Q160M **In what month and year did you graduate from this program?**

- Month
- __ __ *[1 - 12]*
 - <x> Don't know
 - <r> Refused

ED4_Q160Y **In what month and year did you graduate from this program?**

- Year
- __ __ __ __ *[1906 - 2001]* *[Go to ED5_Q110]*
 - <x> Don't know
 - <r> Refused

ED4_Q160A **How old were you when you graduated from this program?**

- Age
- __ __ *[15 - 65]*
 - <x> Don't know
 - <r> Refused

[Go to ED5_Q110]

ED4_Q170 **What was the MOST IMPORTANT reason why you decided not to continue your studies?**

INTERVIEWER: Accept only one answer.

- <1> No reason
- <2> Work
- <3> Family/personal reasons
- <4> School (lack of interest, etc.)
- <5> Financial reasons
- <6> Other
- <r> Refused

ED5_Q161A **How old were you when you completed your most recent studies?**

Age

[15 – 65]

<x> Don't know

<r> Refused

[Go to EDE_Q51]

ED5_Q180M **In what month and year did you quit your most recent studies?**

Month

[1 to 12]

<x> Don't know

<r> Refused

ED5_Q180Y **In what month and year did you quit your most recent studies?**

Year

[1921 - 2001] [Go to EDE_Q51]

<x> Don't know

<r> Refused

ED5_Q180A **How old were you when you quit your most recent studies?**

Age

[15 – 65]

<x> Don't know

<r> Refused

[Go to EDE_Q51]

EDE_Q10 **Are you presently in school?**

<1> Yes

<2> No [Go to EDE_E30]

<r> Refused [Go to EDE_E30]

EDE_Q20M **In what month and year do you expect to graduate?**

Month

[1 to 12]

<x> Don't know

<r> Refused

EDE_Q20Y In what month and year do you expect to graduate?

Year

|_|_|_|_| [2001 - 2020] [Go to EDE_Q30]

<x> Don't know

<r> Refused

EDE_Q20A **At what age do you expect to graduate?**

Age

|_|_| [15 - 65]

<x> Don't know

<r> Refused

EDE_Q30 **Do you intend to continue your studies?**

<1> Yes

<2> No

<x> Don't know

<r> Refused

EDE_E30: If EDE_Q10 = 1, Go to next section;

Else If EDE_Q10 = 2 or r, Go to EDE_Q40;

Else If AGE = 15, Go to EDE_Q60;

Else If 6 <= ED0_Q10 <= 10, Go to EDE_Q40;

Else If (ED0_Q30Y minus respondent's year of birth) > 18, Go to EDE_Q40;

Else, Go to EDE_E50

EDE_Q40 **At 15 years of age, were you still in school?**

<1> Yes

<2> No

<r> Refused

EDE_E50: If 6 <= ED0_Q10 <= 10, Go to EDE_E51

EDE_Q51 What is the highest level of education that you have attained?

- <01> Earned doctorate (e.g. Ph.D.,D.Sc., D.Ed.)
- <02> Master's degree (e.g. M.A.,M.Sc., M.Ed.)
- <03> Some graduate studies at the doctorate level
- <04> Some graduate studies at the Master's level
- <05> First professional degree in medicine (M.D.), dentistry (D.D.S., D.M.D.),
veterinary medicine (D.V.M.), law (LL.B.), optometry (O.D.) or
divinity (M.DIV.), or 1-year B.Ed. after receiving another bachelor degree
- <06> Bachelor's degree (e.g. B.A., B.Sc., B.A.Sc., B.Ed.)
- <07> Some university
- <08> Diploma or certificate from community college, CEGEP or nursing school
- <09> Some community college, CEGEP or nursing school
- <10> Diploma or certificate from trade, technical or vocational school, or
business college
- <11> Some trade, technical or vocational school, or business college
- <12> High school diploma
- <13> Some high school
- <14> Elementary school diploma
- <15> Some elementary
- <16> Other *[Go to EDE_Q52]*
- <r> Refused

*[Go to EDE_E51]***EDE_Q52 Other, please specify:**

--

<r> Refused

Length of field = 50

EDE_E51: If (AGE >= 45) or (ED1_Q150 = <2> or ED2_Q150 = <2> or ED3_Q150 = <2> or ED4_Q150 = <2>) or (ED5_Q161M = <95>) or, (EDE_Q30 NE = 'blank'), Go to next section

EDE_Q60 During the next year, do you intend to pursue any studies?

- <1> Yes *[Go to EDE_Q70]*
- <2> No
- <x> Don't know
- <r> Refused

*[Go to next section]***EDE_Q70 How many months do you expect these studies to take?**

- <1> Less than three months
- <2> Between three and six months
- <3> Six months to one year
- <4> More than one year
- <r> Refused

[Go to next section]

SECTION 9: Work History

WHI_QINT **Now, I would like to ask you questions about your paid work. Your answers will help us to measure relationships between family events and labour force participation.**

WH1_Q10 **Excluding work while you were going to school, have you ever worked at a job or business for a period of six months or longer?**

- <1> Yes
 <2> No *[Go to WHE_E200]*
 <r> Refused *[Go to WHE_E200]*

Sub-section 9.1 – First work period

WH01_Q20M **In what month and year did you first start working for a period of six months or longer?**

- Month
 | | | *[1 – 12]*
 <x> Don't know
 <r> Refused

WH01_Q20Y **In what month and year did you first start working for a period of six months or longer?**

- Year
 | | | | *[1920 – 2001]* *[Go to WH01_Q30]*
 <x> Don't know
 <r> Refused

WH01_Q20A **How old were you when you first started working for a period of six months or longer?**

- Age
 | | | *[10 – 65]*
 <x> Don't know
 <r> Refused

WH01_Q30 **Were you working 30 hours or more per week?**

- <1> Yes
 <2> No *[Go to WP01_Q40]*
 <r> Refused *[Go to WHE_E200]*

Sub-section 9.1.1 – First full-time work period - 30 hours or more per week job

WF01_Q40 Were you mainly ...

INTERVIEWER: Read categories to respondent.

- <1> a paid worker?
- <2> self-employed? *[Go to SAW01_Q30]*
- <3> an unpaid family worker?
- <r> Refused

WF01_Q45 Since *[WH01_Q20M & WH01_Q20Y or WH01_Q20A]*, have you ever been away from work for more than 3 months because of a lack of work, sickness, maternity/paternity leave, retirement, or any other reason?

- <1> Yes
- <2> No
- <r> Refused

WF01_Q46 Since *[WH01_Q20M & WH01_Q20Y or WH01_Q20A]*, did you ever work less than 30 hours per week?

- <1> Yes
- <2> No
- <r> Refused

*WF01_E47: If WF01_Q45 = <1> and WF01_Q46 = <1>, Go to WF01_Q48.
 Else, if WF01_Q45 = <2> and WF01_Q46 = <2>, Go to MAL_E1.
 Else, if WF01_Q45 = <1>, Go to WF01_Q50M
 Else, if WF01_Q46 = <1>, Go to WP02_Q20M
 Else, if WF01_Q45 = <r> and WF01_Q46 = <r>, Go to WHE_E200
 Else, Go to. MAL_E1*

WF01_Q48 Did your FIRST absence from work happen before you started working less than 30 hours per week?

- <1> Yes
- <2> No *[Go to WP02_Q20M]*
- <r> Refused

WF01_Q50M In what month and year did your FIRST absence from work start?

- Month
 | | | | *[1 – 12]*
 <x> Don't know
 <r> Refused

WP01_Q45 **Since [WH01_Q20M & WH01_Q20Y or WH01_Q20A], have you ever been away from work for more than 3 months because of a lack of work, sickness, maternity/paternity leave, retirement, or any other reason?**

- <1> Yes
- <2> No
- <r> Refused

WP01_Q46 **Since [WH01_Q20M & WH01_Q20Y or WH01_Q20A], did you ever work for 30 hours or more per week?**

- <1> Yes
- <2> No
- <r> Refused

WP01_E47: If WP01_Q45 = <1> and WP01_Q46 = <1>, Go to WP01_Q48.

Else, if WP01_Q45 = <2> and WP01_Q46 = <2>, Go to MAL_E1.

Else, if WP01_Q45 = <1>, Go to WP01_Q50M

Else, if WP01_Q46 = <1>, Go to WF02_Q20M

Else, if WP01_Q45 = <r> and WP01_Q46 = <r>, Go to WHE_E200

Else, Go to. MAL_E1

WP01_Q48 **Did your FIRST absence from work happen before you started working 30 hours or more per week?**

- <1> Yes
- <2> No [Go to WF02_Q20M]
- <r> Refused

WP01_Q50M **In what month and year did your FIRST absence from work start?**

Month

[1 – 12]

<x> Don't know

<r> Refused

WP01_Q50Y **In what month and year did your FIRST absence from work start?**

Year

[1920 – 2001] [Go to WH01_Q60]

<x> Don't know

<r> Refused

WP01_Q50A **How old were you when your FIRST absence from work started?**

Age

[15 – 65]

<x> Don't know

<r> Refused

SAW01_Q50M **In what month and what year did you stop being a seasonal worker or self-employed?**

INTERVIEWER: In the case of a seasonal worker, take the date of the last seasonal work day.

Month

[1 – 12]

<95> Still a seasonal worker/self-employed [Go to MAL_E1]

<x> Don't know

<r> Refused

SAW01_Q50Y In what month and what year did you stop being a seasonal worker or self-employed?

INTERVIEWER: In the case of a seasonal worker, take the date of the last seasonal work day.

Year

[1920 – 2001] [Go to SAW01_E60]

<x> Don't know

<r> Refused

SAW01_Q50A **How old were you when you stopped being a seasonal worker or self-employed?**

INTERVIEWER: In the case of a seasonal worker, take the date of the last seasonal work day.

Age

[15 – 65]

<x> Don't know [Go to MAL_E1]

<r> Refused [Go to MAL_E1]

SAW01_E60: If (WF01_Q45 = <1> and WF01_Q46 = <1>) or (WP01_Q45 = <1> and WP01_Q46 = <1>),
Go to WH02_Q20M

SAW01_Q60 **Did you start working after being a seasonal worker or self-employed?**

<1> Yes

<2> No [Go to MAL_E1]

<r> Refused [Go to MAL_E1]

[Go to WH02_Q20M]

Sub-section 9.2 – Second work period

WH02_E10: If (WF01_Q45 = <1> and WF01_Q46 = <1>) or (WP01_Q45 = <1> and WP01_Q46 = <1>),
Go to WH02_Q20M

WH02_Q10 **Did you start working after that absence from work?**

<1> Yes

<2> No [Go to MAL_E1]

<r> Refused [Go to MAL_E1]

WH02_Q20M In what month and year did you start working again?

Month

[1 – 12]
 <x> Don't know
 <r> Refused

WH02_Q20Y In what month and year did you start working again?

Year

[1920 – 2001] [Go to WH02_Q30]
 <x> Don't know
 <r> Refused

WH02_Q20A How old were you when you started working again?

Age

[15 – 65]
 <x> Don't know [Go to MAL_E1]
 <r> Refused [Go to MAL_E1]

WH02_Q30 Were you working 30 hours or more per week?

<1> Yes [Go to WF02_Q40]
 <2> No [Go to WP02_Q40]
 <r> Refused [Go to MAL_E1]

Sub-section 9.2.1 – Second full-time work period - 30 hours or more per week job**WF02_Q20M In what month and year did you start working 30 hours or more per week?**

Month

[1 – 12]
 <x> Don't know
 <r> Refused

WF02_Q20Y In what month and year did you start working 30 hours or more per week?

Year

[1920 – 2001] [Go to WF02_Q40]
 <x> Don't know
 <r> Refused

WF02_Q20A How old were you when you started working 30 hours or more per week?

Age

[15 – 65]
 <x> Don't know
 <r> Refused

WF02_Q40 **Were you mainly ...**

INTERVIEWER: Read categories to respondent.

- <1> **a paid worker?**
- <2> **self-employed?** *[Go to SAW02_Q30]*
- <3> **an unpaid family worker?**
- <r> **Refused**

WF02_Q45 **Since [(WH02_Q20M & WH02_Q20Y or WH02_Q20A) OR (WF02_Q20M & WF02_Q20Y or WF02_Q20A)], have you ever been away from work for more than 3 months because of a lack of work, sickness, maternity/paternity leave, retirement, or any other reason?**

- <1> **Yes**
- <2> **No**
- <r> **Refused**

WF02_Q46 **Since [(WH02_Q20M & WH02_Q20Y or WH02_Q20A) OR (WF02_Q20M & WF02_Q20Y or WF02_Q20A)], did you ever work less than 30 hours per week?**

- <1> **Yes**
- <2> **No**
- <r> **Refused**

WF02_E47: If WF02_Q45 = <1> and WF02_Q46 = <1>, Go to WF02_Q48.

Else, if WF02_Q45 = <2> and WF02_Q46 = <2>, Go to MAL_E1.

Else, if WF02_Q45 = <1>, Go to WF02_Q50M

Else, if WF02_Q46 = <1>, Go to WP03_Q20M

Else, if WF02_Q45 = <r> and WF02_Q46 = <r>, Go to WHE_E200

Else, Go to. MAL_E1

WF02_Q48 **Did your absence from work happen before you started working less than 30 hours per week?**

- <1> **Yes**
- <2> **No** *[Go to WP03_Q20M]*
- <r> **Refused**

WF02_Q50M **In what month and year did your absence from work start?**

Month

____ *[1 – 12]*

- <x> **Don't know**
- <r> **Refused**

WF02_Q50Y In what month and year did your absence from work start?

Year

|_|_|_|_| [1920 – 2001] [Go to WH02_Q60]

<x> Don't know

<r> Refused

WF02_Q50A **How old were you when your absence from work started?**

Age

|_|_| [15 – 65]

<x> Don't know

<r> Refused

[Go to WH02_Q60]

Sub-section 9.2.2– Second part-time work period- less than 30 hours per week job

WP02_Q20M In what month and year did you start working less than 30 hours per week?

Month

|_|_| [1 – 12]

<x> Don't know

<r> Refused

WP02_Q20Y In what month and year did you start working less than 30 hours per week?

Year

|_|_|_|_| [1920 – 2001] [Go to WP02_Q40]

<x> Don't know

<r> Refused

WP02_Q20A **How old were you when you started working less than 30 hours per week?**

Age

|_|_| [15 – 65]

<x> Don't know

<r> Refused

WP02_Q40 **Were you mainly ...**

INTERVIEWER: Read categories to respondent.

<1> **a paid worker?**

<2> **self-employed?**

[Go to SAW02_Q30]

<3> **an unpaid family worker?**

<r> Refused

WP02_Q50M **In what month and year did your absence from work start?**

Month

|_|_| [1 – 12]

<x> Don't know

<r> Refused

WP02_Q50Y **In what month and year did your absence from work start?**

Year

|_|_|_|_| [1920 – 2001] [Go to WH02_Q60]

<x> Don't know

<r> Refused

WP02_Q50A **How old were you when your absence from work started?**

Age

|_|_| [15 – 65]

<x> Don't know

<r> Refused

WH02_Q60 **What were the reasons for that absence from work?**

INTERVIEWER: Mark all that apply.

WORK RELATED

<11> Seasonal worker [Go to SAW02_Q10]

<12> Temporary layoff/end of contract

<13> Lack of work

<14> Business or company closure

<15> Moved or transferred

<16> Changed jobs

PERSONAL

<17> Own illness, disability or accident

<18> Immigration/emigration

<19> Returned to school

<20> Retired [Go to MAL_E1]

FAMILY

<21> Maternity/paternity leave

<22> Child care

<23> Eldercare

<24> Marriage

<25> Personal or family responsibilities (other than child care or eldercare)

<26> Other reason [Go to WH02_Q61]

<x> Don't know

<r> Refused

[Go to WH03_E10]

SAW02_E60: *If (WF02_Q45 = <1> and WF02_Q46 = <1>) or (WP02_Q45 = <1> and WP02_Q46 = <1>),
Go to WH03_Q20M*

SAW02_Q60 **Did you start working after being a seasonal worker or self-employed?**

- <1> Yes
- <2> No *[Go to MAL_E1]*
- <r> Refused *[Go to MAL_E1]*

[Go to WH03_Q20M]

Sub-section 9.3 – Third work period

WH03_E10: *If (WF02_Q45 = <1> and WF02_Q46 = <1>) or (WP02_Q45 = <1> and WP02_Q46 = <1>),
Go to WH03_Q20M*

WH03_Q10 **Did you start working after that absence from work?**

- <1> Yes
- <2> No *[Go to MAL_E1]*
- <r> Refused *[Go to MAL_E1]*

WH03_Q20M **In what month and year did you start working again?**

- Month
- [1 – 12]*
 - <x> Don't know
 - <r> Refused

WH03_Q20Y In what month and year did you start working again ?

- Year
- [1920 – 2001] [Go to WH03_Q30]*
 - <x> Don't know
 - <r> Refused

WH03_Q20A **How old were you when you started working again ?**

- Age
- [15 – 65]*
 - <x> Don't know *[Go to MAL_E1]*
 - <r> Refused *[Go to MAL_E1]*

WH03_Q30 **Were you working 30 hours or more per week?**

- <1> Yes *[Go to WF03_Q40]*
- <2> No *[Go to WP03_Q40]*
- <r> Refused *[Go to MAL_E1]*

Sub-section 9.3.1 – Third full-time work period - 30 hours or more per week job

WF03_Q20M **In what month and year did you start working 30 hours or more per week?**

Month

[1 – 12]

<x> Don't know

<r> Refused

WF03_Q20Y **In what month and year did you start working 30 hours or more per week?**

Year

[1920 – 2001] [Go to WF03_Q40]

<x> Don't know

<r> Refused

WF03_Q20A **How old were you when you started working 30 hours or more per week?**

Age

[15 – 65]

<x> Don't know

<r> Refused

WF03_Q40 **Were you mainly ...**

INTERVIEWER: Read categories to respondent.

<1> **a paid worker?**

<2> **self-employed?**

[Go to SAW03_Q30]

<3> **an unpaid family worker?**

<r> Refused

WF03_Q45 **Since [(WH03_Q20M & WH03_Q20Y or WH03_Q20A) OR (WF03_Q20M & WF03_Q20Y or WF03_Q20A)], have you ever been away from work for more than 3 months because of a lack of work, sickness, maternity/paternity leave, retirement, or any other reason?**

<1> Yes

<2> No

<r> Refused

WF03_Q46 **Since [(WH03_Q20M & WH03_Q20Y or WH03_Q20A) OR (WF03_Q20M & WF03_Q20Y or WF03_Q20A)], did you ever work less than 30 hours per week?**

<1> Yes

<2> No

<r> Refused

WF03_E47: If WF03_Q45 = <1> and WF03_Q46 = <1>, Go to WF03_Q48.
 Else, if WF03_Q45 = <2> and WF03_Q46 = <2>, Go to MAL_E1.
 Else, if WF03_Q45 = <1>, Go to WF03_Q50M
 Else, if WF03_Q46 = <1>, Go to WP04_Q20M
 Else, if WF03_Q45 = <r> and WF03_Q46 = <r>, Go to WHE_E200
 Else, Go to. MAL_E1

WF03_Q48 **Did your absence from work happen before you started working less than 30 hours per week?**

- <1> Yes
 <2> No [Go to WP04_Q20M]
 <r> Refused

WF03_Q50M **In what month and year did your absence from work start?**

- Month
 | | | [1 – 12]
 <x> Don't know
 <r> Refused

WF03_Q50Y In what month and year did your absence from work start?

- Year
 | | | | [1920 – 2001] [Go to WH03_Q60]
 <x> Don't know
 <r> Refused

WF03_Q50A **How old were you when your absence from work started?**

- Age
 | | | [15 – 65]
 <x> Don't know
 <r> Refused

[Go to WH03_Q60]

Sub-section 9.3.2– Third part-time work period- less than 30 hours per week job

WP03_Q20M **In what month and year did you start working less than 30 hours per week?**

- Month
 | | | [1 – 12]
 <x> Don't know
 <r> Refused

WP03_Q20Y In what month and year did you start working less than 30 hours per week?

Year

____ [1920 – 2001] [Go to WP03_Q40]

<x> Don't know

<r> Refused

WP03_Q20A **How old were you when you started working less than 30 hours per week?**

Age

____ [15 – 65]

<x> Don't know

<r> Refused

[Go to WP03_Q40]

WP03_Q40 **Were you mainly ...**

INTERVIEWER: Read categories to respondent.

<1> **a paid worker?**

<2> **self-employed?**

[Go to SAW03_Q30]

<3> **an unpaid family worker?**

<r> Refused

WP03_Q42 **Why did you work less than 30 hours per week?**

<1> Own illness, disability or accident

<2> Personal/familial reasons

<3> Going to school

<4> Requirement of the work

<5> Did not want to work more than 30 hours per week

<6> Other reason

[Go to WP03_Q43]

<x> Don't know

<r> Refused

[Go to WP03_Q45]

WP03_Q43 **Other, please specify**

<r> Refused

Length of field = 50

WP03_Q45 **Since [(WH03_Q20M & WH03_Q20Y or WH03_Q20A) OR (WP03_Q20M & WP03_Q20Y or WP03_Q20A)], have you ever been away from work for more than 3 months because of a lack of work, sickness, maternity/paternity leave, retirement, or any other reason?**

- <1> Yes
- <2> No
- <r> Refused

WP03_Q46 **Since [WH03_Q20M & WH03_Q20Y or WH03_Q20A) OR (WP03_Q20M & WP03_Q20Y or WP03_Q20A)] did you ever work for 30 hours or more per week?**

- <1> Yes
- <2> No
- <r> Refused

WP03_E47: *If WP03_Q45 = <1> and WP03_Q46 = <1>, Go to WP03_Q48.
 Else, if WP03_Q45 = <2> and WP03_Q46 = <2>, Go to MAL_E1.
 Else, if WP03_Q45 = <1>, Go to WP03_Q50M
 Else, if WP03_Q46 = <1>, Go to WF04_Q20M
 Else, if WP03_Q45 = <r> and WP03_Q46 = <r>, Go to WHE_E200
 Else, Go to MAL_E1*

WP03_Q48 **Did your absence from work happen before you started working 30 hours or more per week?**

- <1> Yes
- <2> No *[Go to WF04_Q20M]*
- <r> Refused

WP03_Q50M **In what month and year did your absence from work start?**

Month
 | | | | [1 – 12]
 <x> Don't know
 <r> Refused

WP03_Q50Y **In what month and year did your absence from work start?**

Year
 | | | | | [1920 – 2001] *[Go to WH03_Q60]*
 <x> Don't know
 <r> Refused

WP03_Q50A **How old were you when your absence from work started?**

Age
 | | | | [15 – 65]
 <x> Don't know
 <r> Refused

SAW03_Q50M **In what month and what year did you stop being a seasonal worker or self-employed?**

INTERVIEWER: In the case of a seasonal worker, take the date of the last seasonal work day.

Month

□□ [1 – 12]

<95> Still a seasonal worker/self-employed [Go to MAL_E1]

<x> Don't know

<r> Refused

SAW03_Q50Y In what month and what year did you stop being a seasonal worker or self-employed?

INTERVIEWER: In the case of a seasonal worker, take the date of the last seasonal work day.

Year

□□□□ [1920 – 2001] [Go to SAW03_E60]

<x> Don't know

<r> Refused

SAW03_Q50A **How old were you when you stopped being a seasonal worker or self-employed?**

INTERVIEWER: In the case of a seasonal worker, take the date of the last seasonal work day.

Age

□□□ [15 – 65]

<x> Don't know [Go to MAL_E1]

<r> Refused [Go to MAL_E1]

SAW03_E60: If (WF03_Q45 = <1> and WF03_Q46 = <1>) or (WP03_Q45 = <1> and WP03_Q46 = <1>),
Go to WH04_Q20M

SAW03_Q60 **Did you start working after being a seasonal worker or self-employed?**

<1> Yes

<2> No [Go to MAL_E1]

<r> Refused [Go to MAL_E1]

[Go to WH04_Q20M]

Sub-section 9.4 – Fourth work period

WH04_E10: If (WF03_Q45 = <1> and WF03_Q46 = <1>) or (WP03_Q45 = <1> and WP03_Q46 = <1>),
Go to WH04_Q20M

WH04_Q10 **Did you start working after that absence from work?**

<1> Yes

<2> No [Go to MAL_E1]

<r> Refused [Go to MAL_E1]

WH04_Q20M In what month and year did you start working again?

Month

|_|_| [1 – 12]

<x> Don't know

<r> Refused

WH04_Q20Y In what month and year did you start working again?

Year

|_|_|_|_| [1920 – 2001] [Go to WH04_Q30]

<x> Don't know

<r> Refused

WH04_Q20A How old were you when you start working again ?

Age

|_|_| [15 – 65]

<x> Don't know [Go to MAL_E1]

<r> Refused [Go to MAL_E1]

WH04_Q30 Were you working 30 hours or more per week?

<1> Yes [Go to WF04_Q40]

<2> No [Go to WP04_Q40]

<r> Refused [Go to MAL_E1]

Sub-section 9.4.1 – Fourth full-time work period - 30 hours or more per week job**WF04_Q20M In what month and year did you start working 30 hours or more per week?**

Month

|_|_| [1 – 12]

<x> Don't know

<r> Refused

WF04_Q20Y In what month and year did you start working 30 hours or more per week?

Year

|_|_|_|_| [1920 – 2001] [Go to WF04_Q40]

<x> Don't know

<r> Refused

WF04_Q20A How old were you when you started working 30 hours or more per week?

Age

|_|_| [15 – 65]

<x> Don't know

<r> Refused

WF04_Q40 **Were you mainly ...**

INTERVIEWER: Read categories to respondent.

- <1> **a paid worker?**
- <2> **self-employed?** *[Go to SAW04_Q30]*
- <3> **an unpaid family worker?**
- <r> **Refused**

WF04_Q45 **Since [(WH04_Q20M & WH04_Q20Y or WH04_Q20A) OR (WF04_Q20M & WF04_Q20Y or WF04_Q20A)], have you ever been away from work for more than 3 months because of a lack of work, sickness, maternity/paternity leave, retirement, or any other reason?**

- <1> **Yes**
- <2> **No**
- <r> **Refused**

WF04_Q46 **Since [(WH04_Q20M & WH04_Q20Y or WH04_Q20A) OR (WF04_Q20M & WF04_Q20Y or WF04_Q20A)], did you ever work less than 30 hours per week?**

- <1> **Yes**
- <2> **No**
- <r> **Refused**

WF04_E47: If WF04_Q45 = <1> and WF04_Q46 = <1>, Go to WF04_Q48.

Else, if WF04_Q45 = <2> and WF04_Q46 = <2>, Go to MAL_E1.

Else, if WF04_Q45 = <1>, Go to WF04_Q50M

Else, if WF04_Q46 = <1>, Go to WP05_Q20M

Else, if WF04_Q45 = <r> and WF04_Q46 = <r>, Go to WHE_E200

Else, Go to. MAL_E1

WF04_Q48 **Did your absence from work happen before you started working less than 30 hours per week?**

- <1> **Yes**
- <2> **No** *[Go to WP05_Q20M]*
- <r> **Refused**

WF04_Q50M **In what month and year did your absence from work start?**

Month

|_|_| *[1 – 12]*

- <x> **Don't know**
- <r> **Refused**

WF04_Q50Y In what month and year did your absence from work start?

Year

|_|_|_|_| [1920 – 2001] [Go to WH04_Q60]

<x> Don't know

<r> Refused

WF04_Q50A **How old were you when your absence from work started?**

Age

|_|_| [15 – 65]

<x> Don't know

<r> Refused

[Go to WH04_Q60]

Sub-section 9.4.2– Fourth part-time work period- less than 30 hours per week job

WP04_Q20M In what month and year did you start working less than 30 hours per week?

Month

|_|_| [1 – 12]

<x> Don't know

<r> Refused

WP04_Q20Y In what month and year did you start working less than 30 hours per week?

Year

|_|_|_|_| [1920 – 2001] [Go to WP04_Q40]

<x> Don't know

<r> Refused

WP04_Q20A **How old were you when you started working less than 30 hours per week?**

Age

|_|_| [15 – 65]

<x> Don't know

<r> Refused

WP04_Q40 **Were you mainly ...**

INTERVIEWER: Read categories to respondent.

<1> **a paid worker?**

<2> **self-employed?**

[Go to SAW04_Q30]

<3> **an unpaid family worker?**

<r> Refused

WP04_Q50M **In what month and year did your absence from work start?**

Month

□□□ [1 – 12]

<x> Don't know

<r> Refused

WP04_Q50Y **In what month and year did your absence from work start?**

Year

□□□□□ [1920 – 2001] [Go to WH04_Q60]

<x> Don't know

<r> Refused

WP04_Q50A **How old were you when your absence from work started?**

Age

□□□ [15 – 65]

<x> Don't know

<r> Refused

WH04_Q60 **What were the reasons for that absence from work?**

INTERVIEWER: Mark all that apply.

WORK RELATED

<11> Seasonal worker [Go to SAW04_Q10]

<12> Temporary layoff/end of contract

<13> Lack of work

<14> Business or company closure

<15> Moved or transferred

<16> Changed jobs

PERSONAL

<17> Own illness, disability or accident

<18> Immigration/emigration

<19> Returned to school

<20> Retired [Go to MAL_E1]

FAMILY

<21> Maternity/paternity leave

<22> Child care

<23> Eldercare

<24> Marriage

<25> Personal or family responsibilities (other than child care or eldercare)

<26> Other reason [Go to WH04_Q61]

<x> Don't know

<r> Refused

[Go to WH05_E10]

SAW04_E60: *If (WF04_Q45 = <1> and WF04_Q46 = <1>) or (WP04_Q45 = <1> and WP04_Q46 = <1>),
Go to WH05_Q20M*

SAW04_Q60 **Did you start working after being a seasonal worker or self-employed?**

- <1> Yes
- <2> No *[Go to MAL_E1]*
- <r> Refused *[Go to MAL_E1]*

[Go to WH05_Q20M]

Sub-section 9.5 – Fifth work period

WH05_E10: *If (WF04_Q45 = <1> and WF04_Q46 = <1>) or (WP04_Q45 = <1> and WP04_Q46 = <1>),
Go to WH05_Q20M*

WH05_Q10 **Did you start working after that absence from work?**

- <1> Yes
- <2> No *[Go to MAL_E1]*
- <r> Refused *[Go to MAL_E1]*

WH05_Q20M **In what month and year did you start working again?**

- Month
- [1 – 12]*
 - <x> Don't know
 - <r> Refused

WH05_Q20Y **In what month and year did you start working again?**

- Year
- [1920 – 2001] [Go to WH05_Q30]*
 - <x> Don't know
 - <r> Refused

WH05_Q20A **How old were you when you started working again?**

- Age
- [15 – 65]*
 - <x> Don't know *[Go to MAL_E1]*
 - <r> Refused *[Go to MAL_E1]*

WH05_Q30 **Were you working 30 hours or more per week?**

- <1> Yes *[Go to WF05_Q40]*
- <2> No *[Go to WP05_Q40]*
- <r> Refused *[Go to MAL_E1]*

Sub-section 9.5.1 – Fifth full-time work period - 30 hours or more per week job

WF05_Q20M **In what month and year did you start working 30 hours or more per week?**

Month

[1 – 12]

<x> Don't know

<r> Refused

WF05_Q20Y **In what month and year did you start working 30 hours or more per week?**

Year

[1920 – 2001] [Go to WF05_Q40]

<x> Don't know

<r> Refused

WF05_Q20A **How old were you when you started working 30 hours or more per week?**

Age

[15 – 65]

<x> Don't know

<r> Refused

WF05_Q40 **Were you mainly ...**

INTERVIEWER: Read categories to respondent.

<1> **a paid worker?**

<2> **self-employed?**

[Go to SAW05_Q30]

<3> **an unpaid family worker?**

<r> Refused

WF05_Q45 **Since [(WH05_Q20M & WH05_Q20Y or WH05_Q20A) OR (WF05_Q20M & WF05_Q20Y or WF05_Q20A)], have you ever been away from work for more than 3 months because of a lack of work, sickness, maternity/paternity leave, retirement or any other reason?**

<1> Yes

<2> No

<r> Refused

WF05_Q46 **Since [(WH05_Q20M & WH05_Q20Y or WH05_Q20A) OR (WF05_Q20M & WF05_Q20Y or WF05_Q20A)], did you ever work less than 30 hours per week?**

<1> Yes

<2> No

<r> Refused

WF05_E47: If WF05_Q45 = <1> and WF05_Q46 = <1>, Go to WF05_Q48.
 Else, if WF05_Q45 = <2> and WF05_Q46 = <2>, Go to MAL_E1.
 Else, if WF05_Q45 = <1>, Go to WF05_Q50M
 Else, if WF05_Q46 = <1>, Go to WHE_Q80
 Else, if WF05_Q45 = <r> and WF05_Q46 = <r>, Go to WHE_E200
 Else, Go to. MAL_E1

WF05_Q48 **Did your absence from work happen before you started working less than 30 hours per week?**

- <1> Yes
- <2> No [Go to WHE_Q80]
- <r> Refused

WF05_Q50M **In what month and year did your absence from work start?**

- Month
- [1 – 12]
 - <x> Don't know
 - <r> Refused

WF05_Q50Y In what month and year did your absence from work start?

- Year
- [1920 – 2001] [Go to WH05_Q60]
 - <x> Don't know
 - <r> Refused

WF05_Q50A **How old were you when your absence from work started?**

- Age
- [15 – 65]
 - <x> Don't know
 - <r> Refused

[Go to WH05_Q60]

Sub-section 9.5.2– Fifth part-time work period- less than 30 hours per week job

WP05_Q20M **In what month and year did you start working less than 30 hours per week?**

- Month
- [1 – 12]
 - <x> Don't know
 - <r> Refused

WP05_Q20Y In what month and year did you start working less than 30 hours per week?

Year

____ [1920 – 2001] [Go to WP05_Q40]

<x> Don't know

<r> Refused

WP05_Q20A **How old were you when you started working less than 30 hours per week?**

Age

____ [15 – 65]

<x> Don't know

<r> Refused

WP05_Q40 **Were you mainly ...**

INTERVIEWER: Read categories to respondent.

<1> **a paid worker?**

<2> **self-employed?**

[Go to SAW05_Q30]

<3> **an unpaid family worker?**

<r> Refused

WP05_Q42 **Why did you work less than 30 hours per week ?**

<1> Own illness, disability or accident

<2> Personal/familial reasons

<3> Going to school

<4> Requirement of the work

<5> Did not want to work more than 30 hours per week

<6> Other reason [Go to WP05_Q43]

<x> Don't know

<r> Refused

[Go to WP05_Q45]

WP05_Q43 **Other, please specify**

<r> Refused

Length of field = 50

WP05_Q45 **Since [(WH05_Q20M & WH05_Q20Y or WH05_Q20A) OR (WP05_Q20M & WP05_Q20Y or WP05_Q20A)], have you ever been away from work for more than 3 months because of a lack of work, sickness, maternity/paternity leave, retirement, or any other reason?**

<1> Yes

<2> No

<r> Refused

WP05_Q46 **Since [(WH05_Q20M & WH05_Q20Y or WH05_Q20A) OR (WP05_Q20M & WP05_Q20Y or WP05_Q20A)], did you ever work for 30 hours or more per week?**

- <1> Yes
- <2> No
- <r> Refused

WP05_E47: *If WP05_Q45 = <1> and WP05_Q46 = <1>, Go to WP05_Q48.
 Else, if WP05_Q45 = <2> and WP05_Q46 = <2>, Go to MAL_E1.
 Else, if WP05_Q45 = <1>, Go to WP05_Q50M
 Else, if WP05_Q46 = <1>, Go to WHE_Q80
 Else, if WP05_Q45 = <r> and WP05_Q46 = <r>, Go to WHE_E200
 Else, Go to. MAL_E1*

WP05_Q48 **Did your absence from work happen before you started working 30 hours or more per week?**

- <1> Yes
- <2> No *[Go to WHE_Q80]*
- <r> Refused

WP05_Q50M **In what month and year did your absence from work start?**

- Month
- [1 – 12]
 - <x> Don't know
 - <r> Refused

WP05_Q50Y **In what month and year did your absence from work start?**

- Year
- [1920 – 2001] *[Go to WH05_Q60]*
 - <x> Don't know
 - <r> Refused

WP05_Q50A **How old were you when your absence from work started?**

- Age
- [15 – 65]
 - <x> Don't know
 - <r> Refused

SAW05_Q50M In what month and what year did you stop being a seasonal worker or self-employed?

INTERVIEWER: In the case of a seasonal worker, take the date of the last seasonal work day.

Month

[1 – 12]

<95> Still a seasonal worker/self-employed [Go to MAL_E1]

<x> Don't know

<r> Refused

SAW05_Q50Y In what month and what year did you stop being a seasonal worker or self-employed?

INTERVIEWER: In the case of a seasonal worker, take the date of the last seasonal work day.

Year

[1920 – 2001] [Go to SAW05_E60]

<x> Don't know

<r> Refused

SAW05_Q50A How old were you when you stopped being a seasonal worker or self-employed?

INTERVIEWER: In the case of a seasonal worker, take the date of the last seasonal work day.

Age

[15 – 65]

<x> Don't know [Go to MAL_E1]

<r> Refused [Go to MAL_E1]

SAW05_E60: If (WF05_Q45 = <1> and WF05_Q46 = <1>) or (WP05_Q45 = <1> and WP05_Q46 = <1>),
Go to WHE_Q80

SAW05_Q60 Did you start working after being a seasonal worker or self-employed?

<1> Yes

<2> No [Go to MAL_E1]

<r> Refused [Go to MAL_E1]

Sub-section 9.6 – Last work**WHE_Q80 Are you presently working?**

- <1> Yes *[Go to MAL_E1]*
- <2> No
- <r> Refused *[Go to MAL_E1]*

WHE_Q90M In what month and year did you stop working?

- Month
- [1 – 12]*
 - <x> Don't know
 - <r> Refused

WHE_Q90Y In what month and year did you stop working?

- Year
- [1920 – 2001]* *[Go to MAL_E1]*
 - <x> Don't know
 - <r> Refused

WHE_Q90A How old were you when you interrupted your work ?

- Age
- [15 – 65]*
 - <x> Don't know *[Go to MAL_E1]*
 - <r> Refused *[Go to MAL_E1]*

Sub-section 9.7 – Maternity or paternity leave

MAL_E1: Review TOTALBIRTADPCHD.

*If the respondent has reported no biological or adopted children (TOTALBIRTADPCHD = 0),
Go to WHE_E200.*

*Else, if the respondent has not reported any work periods (WH01_Q20M-Y-A = 'BLANK'),
Go to WHE_E200.*

*Else if the respondent has reported at least one work interruption due to maternity (WH01_Q60 = <21>
or WH02_Q60 = <21> or WH03_Q60 = <21> or WH04_Q60 = <21> or WH05_Q60 = <21>) and the
respondent is female (SEX=Female), Go to MAL_Q120.*

*Else if the respondent has reported at least one work interruption due to paternity (WH01_Q60 = <21> or
WH02_Q60 = <21> or WH03_Q60 = <21> or WH04_Q60 = <21> or WH05_Q60 = <21>) and the
respondent is male (SEX = Male), Go to PAL_Q120.*

Else, If the respondent is female (SEX=Female), Go to MAL_Q130.

Else, Go to PAL_Q130.

MAL_Q120 Apart from the maternity leave(s) reported previously, did you take another maternity leave?

INTERVIEWER: Report all maternity leave regardless of the length.

- <1> Yes
- <2> No [Go to WHE_E200]
- <r> Refused [Go to WHE_E200]

[Go to MAL_Q140M]

MAL_Q130 Have you ever taken a maternity leave?

INTERVIEWER: Report all maternity leave regardless of their length.

- <1> Yes
- <2> No [Go to WHE_E200]
- <r> Refused [Go to WHE_E200]

MAL_Q140M In what month and year did that maternity leave start?

- Month
- [1-12]
- <x> Don't know
- <r> Refused

MAL_Q140Y In what month and year did that maternity leave start?

Year

____ [1920-2001] [Go to MAL_Q160M]

<x> Don't know

<r> Refused

MAL_Q140A **How old were you when that maternity leave started?**

Age

____ [15-50]

<x> Don't know [Go to WHE_E200]

<r> Refused [Go to WHE_E200]

MAL_Q160M **In what month and year did that maternity leave end?**

Month

____ [1-12]

<95> Still on maternity leave [Go to WHE_E200]

<x> Don't know

<r> Refused

MAL_Q160Y In what month and year did that maternity leave end?

Year

____ [1920-2001] [Go to MAL_Q220]

<x> Don't know

<r> Refused

MAL_Q160A **How old were you when that maternity leave ended?**

Age

____ [15-50]

<x> Don't know [Go to WHE_E200]

<r> Refused [Go to WHE_E200]

MAL_Q220 Apart from the maternity leave(s) reported previously, **did you take any other maternity leave?**

INTERVIEWER: Report all maternity leave regardless of the length.

<1> Yes

<2> No [Go to WHE_E200]

<r> Refused [Go to WHE_E200]

MAL_Q240M **In what month and year did that maternity leave start?**

Month

____ [1-12]

<x> Don't know

<r> Refused

MAL_Q240Y In what month and year did that maternity leave start?

Year

____ [1920-2001] [Go to MAL_Q260M]

<x> Don't know

<r> Refused

MAL_Q240A **How old were you when that maternity leave started?**

Age

____ [15-50]

<x> Don't know [Go to WHE_E200]

<r> Refused [Go to WHE_E200]

MAL_Q260M **In what month and year did that maternity leave end?**

Month

____ [1-12]

<95> Still on maternity leave [Go to WHE_E200]

<x> Don't know

<r> Refused

MAL_Q260Y In what month and year did that maternity leave end?

Year

____ [1920-2001] [Go to MAL_Q320]

<x> Don't know

<r> Refused

MAL_Q260A **How old were you when that maternity leave ended?**

Age

____ [15-50]

<x> Don't know [Go to WHE_E200]

<r> Refused [Go to WHE_E200]

MAL_Q320 Apart from the maternity leave(s) reported previously, **did you take any other maternity leave?**

INTERVIEWER: Report all maternity leaves regardless of the length.

<1> Yes

<2> No [Go to WHE_E200]

<r> Refused [Go to WHE_E200]

MAL_Q340M **In what month and year did that maternity leave start?**

Month

____ [1-12]

<x> Don't know

<r> Refused

MAL_Q340Y In what month and year did that maternity leave start?

Year

____ [1920-2001] [Go to MAL_Q360M]

<x> Don't know

<r> Refused

MAL_Q340A **How old were you when that maternity leave started?**

Age

____ [15-50]

<x> Don't know [Go to WHE_E200]

<r> Refused [Go to WHE_E200]

MAL_Q360M **In what month and year did that maternity leave end?**

Month

____ [1-12]

<95> Still on maternity leave [Go to WHE_E200]

<x> Don't know

<r> Refused

MAL_Q360Y In what month and year did that maternity leave end?

Year

____ [1920-2001] [Go to MAL_Q420]

<x> Don't know

<r> Refused

MAL_Q360A **How old were you when that maternity leave ended?**

Age

____ [15-50]

<x> Don't know [Go to WHE_E200]

<r> Refused [Go to WHE_E200]

MAL_Q420 Apart from the maternity leave(s) reported previously, **did you take any other maternity leave?**

INTERVIEWER: Report all maternity leave regardless of the length.

<1> Yes

<2> No [Go to WHE_E200]

<r> Refused [Go to WHE_E200]

MAL_Q440M In what month and year did that maternity leave start?

Month

|_|_| [1-12]

<x> Don't know

<r> Refused

MAL_Q440Y In what month and year did that maternity leave start?

Year

|_|_|_|_| [1920-2001] [Go to MAL_Q460M]

<x> Don't know

<r> Refused

MAL_Q440A How old were you when that maternity leave started?

Age

|_|_| [15-50]

<x> Don't know [Go to WHE_E200]

<r> Refused [Go to WHE_E200]

MAL_Q460M In what month and year did that maternity leave end?

Month

|_|_| [1-12]

<95> Still on maternity leave [Go to WHE_E200]

<x> Don't know

<r> Refused

MAL_Q460Y In what month and year did that maternity leave end?

Year

|_|_|_|_| [1920-2001] [Go to MAL_Q520]

<x> Don't know

<r> Refused

MAL_Q460A How old were you when that maternity leave ended?

Age

|_|_| [15-50]

<x> Don't know [Go to WHE_E200]

<r> Refused [Go to WHE_E200]

MAL_Q520 Apart from the maternity leave(s) reported previously, **did you take any other maternity leave?**

INTERVIEWER: Report all maternity leave regardless of the length.

- <1> Yes
 <2> No [Go to WHE_E200]
 <r> Refused [Go to WHE_E200]

MAL_Q540M **In what month and year did that maternity leave start?**

- Month
 [] [] [] [1-12]
 <x> Don't know
 <r> Refused

MAL_Q540Y In what month and year did that maternity leave start?

- Year
 [] [] [] [] [1920-2001] [Go to MAL_Q560M]
 <x> Don't know
 <r> Refused

MAL_Q540A **How old were you when that maternity leave started?**

- Age
 [] [] [] [15-50]
 <x> Don't know [Go to WHE_E200]
 <r> Refused [Go to WHE_E200]

MAL_Q560M **In what month and year did that maternity leave end?**

- Month
 [] [] [] [1-12]
 <95> Still on maternity leave [Go to WHE_E200]
 <x> Don't know
 <r> Refused

MAL_Q560Y In what month and year did that maternity leave end?

- Year
 [] [] [] [] [1920-2001] [Go to MAL_Q620]
 <x> Don't know
 <r> Refused

MAL_Q560A **How old were you when that maternity leave ended?**

- Age
 [] [] [] [15-50]
 <x> Don't know [Go to WHE_E200]
 <r> Refused [Go to WHE_E200]

MAL_Q620 Apart from the maternity leave(s) reported previously, **did you take any other maternity leave?**

INTERVIEWER: Report all maternity leave regardless of the length.

- <1> Yes
 <2> No [Go to WHE_E200]
 <r> Refused [Go to WHE_E200]

MAL_Q640M **In what month and year did that maternity leave start?**

- Month
 | | | [1-12]
 <x> Don't know
 <r> Refused

MAL_Q640Y In what month and year did that maternity leave start?

- Year
 | | | | [1920-2001] [Go to MAL_Q660M]
 <x> Don't know
 <r> Refused

MAL_Q640A **How old were you when that maternity leave started?**

- Age
 | | | [15-50]
 <x> Don't know [Go to WHE_E200]
 <r> Refused [Go to WHE_E200]

MAL_Q660M **In what month and year did that maternity leave end?**

- Month
 | | | [1-12]
 <95> Still on maternity leave [Go to WHE_E200]
 <x> Don't know
 <r> Refused

MAL_Q660Y In what month and year did that maternity leave end?

- Year
 | | | | [1920-2001] [Go to MAL_Q720]
 <x> Don't know
 <r> Refused

MAL_Q660A **How old were you when that maternity leave ended?**

Age

|_|_| [15-50]

<x> Don't know [Go to WHE_E200]

<r> Refused [Go to WHE_E200]

MAL_Q720 Apart from the maternity leave(s) reported previously, **did you take any other maternity leave?**

INTERVIEWER: Report all maternity leave regardless of the length.

<1> Yes

<2> No [Go to WHE_E200]

<r> Refused [Go to WHE_E200]

MAL_Q725 **How many other maternity leaves did you take?**

Other maternity leaves

|_|_| [01 – 10]

<r> Refused

[Go to WHE_E200]

PAL_Q120 **Apart from the paternity leave(s) reported previously, did you take another paternity leave?**

INTERVIEWER: Report all paternity leave regardless of the length.

<1> Yes

<2> No [Go to WHE_E200]

<r> Refused [Go to WHE_E200]

[Go to PAL_Q140M]

PAL_Q130 **Did you ever take a paternity leave?**

INTERVIEWER: Report all paternity leave regardless of the length.

<1> Yes

<2> No [Go to WHE_E200]

<r> Refused [Go to WHE_E200]

PAL_Q140M **In what month and year did that paternity leave start?**

Month

□□□ [1-12]

<x> Don't know

<r> Refused

PAL_Q140Y In what month and year did that paternity leave start?

Year

□□□□□ [1920-2001] [Go to PAL_Q160M]

<x> Don't know

<r> Refused

PAL_Q140A **How old were you when that paternity leave started?**

Age

□□□ [15-50]

<x> Don't know [Go to WHE_E200]

<r> Refused [Go to WHE_E200]

PAL_Q160M **In what month and year did that paternity leave end?**

Month

□□□ [1-12]

<95> Still on paternity leave [Go to WHE_E200]

<x> Don't know

<r> Refused

PAL_Q160Y In what month and year did that paternity leave end?

Year

□□□□□ [1920-2001] [Go to PAL_Q220]

<x> Don't know

<r> Refused

PAL_Q160A **How old were you when that paternity leave ended?**

Age

□□□ [15-50]

<x> Don't know [Go to WHE_E200]

<r> Refused [Go to WHE_E200]

PAL_Q220 Apart from the paternity leave(s) reported previously, **did you take any other paternity leave?**

INTERVIEWER: Report all paternity leave regardless of the length.

- <1> Yes
 <2> No [Go to WHE_E200]
 <r> Refused [Go to WHE_E200]

PAL_Q240M **In what month and year did that paternity leave start?**

- Month
 | | | [1-12]
 <x> Don't know
 <r> Refused

PAL_Q240Y In what month and year did that paternity leave start?

- Year
 | | | | [1920-2001] [Go to PAL_Q260M]
 <x> Don't know
 <r> Refused

PAL_Q240A **How old were you when that paternity leave started?**

- Age
 | | | [15-50]
 <x> Don't know [Go to WHE_E200]
 <r> Refused [Go to WHE_E200]

PAL_Q260M **In what month and year did that paternity leave end?**

- Month
 | | | [1-12]
 <95> Still on paternity leave [Go to WHE_E200]
 <x> Don't know
 <r> Refused

PAL_Q260Y In what month and year did that paternity leave end?

- Year
 | | | | [1920-2001] [Go to PAL_Q320]
 <x> Don't know
 <r> Refused

PAL_Q260A **How old were you when that paternity leave ended?**

- Age
 | | | [15-50]
 <x> Don't know [Go to WHE_E200]
 <r> Refused [Go to WHE_E200]

PAL_Q320 Apart from the paternity leave(s) reported previously, **did you take any other paternity leave?**

INTERVIEWER: Report all paternity leave regardless of the length.

- <1> Yes
 <2> No [Go to WHE_E200]
 <r> Refused [Go to WHE_E200]

PAL_Q340M **In what month and year did that paternity leave start?**

- Month
 | | | [1-12]
 <x> Don't know
 <r> Refused

PAL_Q340Y In what month and year did that paternity leave start?

- Year
 | | | | [1920-2001] [Go to PAL_Q360M]
 <x> Don't know
 <r> Refused

PAL_Q340A **How old were you when that paternity leave started?**

- Age
 | | | [15-50]
 <x> Don't know [Go to WHE_E200]
 <r> Refused [Go to WHE_E200]

PAL_Q360M **In what month and year did that paternity leave end?**

- Month
 | | | [1-12]
 <95> Still on paternity leave [Go to WHE_E200]
 <x> Don't know
 <r> Refused

PAL_Q360Y In what month and year did that paternity leave end?

- Year
 | | | | [1920-2001] [Go to PAL_Q420]
 <x> Don't know
 <r> Refused

PAL_Q360A **How old were you when that paternity leave ended?**

Age

□□□ [15-50]

<x> Don't know [Go to WHE_E200]

<r> Refused [Go to WHE_E200]

PAL_Q420 Apart from the paternity leave(s) reported previously, **did you take any other paternity leave?**

INTERVIEWER: Report all paternity leave regardless of the length.

<1> Yes

<2> No [Go to WHE_E200]

<r> Refused [Go to WHE_E200]

PAL_Q440M **In what month and year did that paternity leave start?**

Month

□□□ [1-12]

<x> Don't know

<r> Refused

PAL_Q440Y In what month and year did that paternity leave start?

Year

□□□□ [1920-2001] [Go to PAL_Q460M]

<x> Don't know

<r> Refused

PAL_Q440A **How old were you when that paternity leave started?**

Age

□□□ [15-50]

<x> Don't know [Go to WHE_E200]

<r> Refused [Go to WHE_E200]

PAL_Q460M **In what month and year did that paternity leave end?**

Month

□□□ [1-12]

<95> Still on paternity leave [Go to WHE_E200]

<x> Don't know

<r> Refused

PAL_Q460Y In what month and year did that paternity leave end?

Year

□□□□ [1920-2001] [Go to PAL_Q520]

<x> Don't know

<r> Refused

PAL_Q460A **How old were you when that paternity leave ended?**

Age

□□□ [15-50]

<x> Don't know [Go to WHE_E200]

<r> Refused [Go to WHE_E200]

PAL_Q520 Apart from the paternity leave(s) reported previously, **did you take any other paternity leave?**

INTERVIEWER: Report all paternity leave regardless of the length.

<1> Yes

<2> No [Go to WHE_E200]

<r> Refused [Go to WHE_E200]

PAL_Q540M **In what month and year did that paternity leave start?**

Month

□□□ [1-12]

<x> Don't know

<r> Refused

PAL_Q540Y In what month and year did that paternity leave start?

Year

□□□□ [1920-2001] [Go to PAL_Q560M]

<x> Don't know

<r> Refused

PAL_Q540A **How old were you when that paternity leave started?**

Age

□□□ [15-50]

<x> Don't know [Go to WHE_E200]

<r> Refused [Go to WHE_E200]

PAL_Q560M **In what month and year did that paternity leave end?**

Month

□□□ [1-12]

<95> Still on paternity leave [Go to WHE_E200]

<x> Don't know

<r> Refused

PAL_Q560Y In what month and year did that paternity leave end?

Year

□□□□□ [1920 - 2001] [Go to PAL_Q620]

<x> Don't know

<r> Refused

PAL_Q560A **How old were you when that paternity leave ended?**

Age

□□□ [15-50]

<x> Don't know [Go to WHE_E200]

<r> Refused [Go to WHE_E200]

PAL_Q620 Apart from the paternity leave(s) reported previously, **did you take any other paternity leave?**

INTERVIEWER: Report all paternity leave regardless of the length.

<1> Yes

<2> No [Go to WHE_E200]

<r> Refused [Go to WHE_E200]

PAL_Q640M **In what month and year did that paternity leave start?**

Month

□□□ [1-12]

<x> Don't know

<r> Refused

PAL_Q640Y In what month and year did that paternity leave start?

Year

□□□□□ [1920-2001] [Go to PAL_Q660M]

<x> Don't know

<r> Refused

PAL_Q640A **How old were you when that paternity leave started?**

Age

|_|_| [15-50]

<x> Don't know [Go to WHE_E200]

<r> Refused [Go to WHE_E200]

PAL_Q660M **In what month and year did that paternity leave end?**

Month

|_|_| [1-12]

<95> Still on paternity leave [Go to WHE_E200]

<x> Don't know

<r> Refused

PAL_Q660Y **In what month and year did that paternity leave end?**

Year

|_|_|_|_| [1920-2001] [Go to PAL_Q720]

<x> Don't know

<r> Refused

PAL_Q660A **How old were you when that paternity leave ended?**

Age

|_|_| [15-50]

<x> Don't know [Go to WHE_E200]

<r> Refused [Go to WHE_E200]

PAL_Q720 **Apart from the paternity leave(s) reported previously, did you take any other paternity leave?**

INTERVIEWER: Report all paternity leave regardless of the length.

<1> Yes

<2> No [Go to WHE_E200]

<r> Refused [Go to WHE_E200]

PAL_Q725 **How many other paternity leaves did you take?**

Other paternity leaves

|_|_| [01 – 10]

<r> Refused

WHE_E200: Go to next section

PW_E130: If WHI_Q10 = <2> or <r>, Go to next section,
 Else If (WH01_Q60 = <20> and (WF01_Q50YNE 'blank' or WP01_Q50YNE 'blank')) or
 (WH02_Q60 = <20> and (WF02_Q50YNE 'blank' or WP02_Q50YNE 'blank')) or
 (WH03_Q60 = <20> and (WF03_Q50YNE 'blank' or WP03_Q50YNE 'blank')) or
 (WH04_Q60 = <20> and (WF04_Q50YNE 'blank' or WP04_Q50YNE 'blank')) or
 (WH05_Q60 = <20> and (WF05_Q50YNE 'blank' or WP05_Q50YNE 'blank')),
 Go to next section

PW_Q140M **In what month and year did you last do any paid work?**

INTERVIEWER: If the respondent has never worked at any paid work, please enter <95>.

____ [1 - 12]
 <95> Never worked [Go to next section]
 <x> Don't know
 <r> Refused

PW_Q140Y **In what month and year did you last do any paid work?**

____ [1900 - 2001] [Go to WR_E100]
 <x> Don't know
 <r> Refused

PW_Q140A **How old were you when you last did any paid work?**

Age
 ____ [15 - 65]
 <x> Don't know
 <r> Refused

[Go to WR_E100]

PW_Q150 **Were you mainly ...**

INTERVIEWER: Read categories to respondent.

<1> **a paid worker?** [Go to PW_Q170]
 <2> **self-employed?**
 <3> **an unpaid family worker?**
 <x> Don't know [Go to PW_Q170]
 <r> Refused [Go to PW_Q170]

PW_Q160 **Did you have any paid employees?**

- <1> Yes
 <2> No [Go to PW_Q170]
 <x> Don't know [Go to PW_Q170]
 <r> Refused [Go to PW_Q170]

PW_Q161 **About how many employees did you have?**

INTERVIEWER: If range given, enter maximum.

- [1 - 9995]
 <x> Don't know
 <r> Refused

PW_E161: soft edit: If PW_Q161 > 100 confirm number.

PW_Q170 **For how many weeks during the past 12 months were you employed?**

INTERVIEWER: Include vacation, illness, strikes, lock-outs and maternity/paternity leave.

- [1 - 52]
 <x> Don't know
 <r> Refused

PW_Q180 **How many hours a week did you usually work at all jobs?**

INTERVIEWER: Round to the nearest whole hour.

- [1 - 168]
 <x> Don't know
 <r> Refused

PW_E180: soft edit: If PW_Q180 > 60 confirm number.

PW_Q190 **Some people do all or some of their paid work at home. Excluding overtime, do you usually work any of your scheduled hours at home?**

INTERVIEWER: Exclude respondents who occasionally perform some overtime work in their homes.

- <1> Yes
 <2> No [Go to PW_Q310]
 <r> Refused [Go to PW_Q310]

PW_Q191 **How many paid hours per week do you usually work at home?**

INTERVIEWER: Round to the nearest whole hour.

- [1 - 168]
 <x> Don't know
 <r> Refused

WR_Q130Y In what month and year did you retire?

INTERVIEWER: If the respondent retired more than once, indicate the date of the FIRST RETIREMENT

Year

[1920 – 2001] [Go to next section]

<x> Don't know

<r> Refused

WR_Q130A How old were you when you retired?

Age

[15 – 65]

<x> Don't know

<r> Refused

[Go to next section]

SECTION 11 – Other characteristics*BPR Date / Time stamp***BPR_QINT** Now, I'd like to ask you some general questions.**Sub-section 11.1 – Birth place of respondent****BPR_Q10** In what country were you born?**INTERVIEWER:** Report place of birth according to current boundaries.

- <1> Canada
- <2> Country outside Canada *[Go to BPR_Q30]*
- <x> Don't know *[Go to POR_E10]*
- <r> Refused *[Go to POR_E10]*

BPR_Q20 In which province or territory?**INTERVIEWER:** Report place of birth according to current boundaries.

- <01> Newfoundland/Labrador
- <02> Prince Edward Island
- <03> Nova Scotia
- <04> New Brunswick
- <05> Quebec
- <06> Ontario
- <07> Manitoba
- <08> Saskatchewan
- <09> Alberta
- <10> British Columbia
- <11> Yukon Territory
- <12> Northwest Territories
- <13> Nunavut
- <x> Don't know
- <r> Refused

[Go to POR_E10]

Sub-section 11.2– Place of residence at age 15

POR_E10 : If respondent's age = 15, Go to DW_Q10

POR_Q20 When you were 15 years of age, what was the approximate population of the city/town you lived in? Was it ...

INTERVIEWER: Read categories to respondent.

- <1> **less than 5 000 population** (or rural area)
- <2> **5 000 to less than 25,000** (population)
- <3> **25,000 to less than 100,000** (population)
- <4> **100,000 to 1,000,000** (population)
- <5> **over 1,000,000** (population)
- <x> Don't know
- <r> Refused

Sub-section 11.3 Migration status of respondent

MIG_E010: Review age of respondent, province of birth (BPR_Q20), province of residence (PRRES)– respondent's postal code and age respondent arrived in Canada.

If AGE (age of respondent) = 15, Go to DW_Q10

Else if BPR_Q20 = PRRES and BPR_Q10 = <1>, Go to MIG_Q030

Else if BPR_Q20 NE PRRES and BPR_Q10 = <1>, Go to MIG_Q010

Else if AGEARRI(age arrived in Canada) <15 , Go to MIG_Q030

Else if AGEARRI(age arrived in Canada) >15 , Go to MIG_Q040

MIG_Q010 Did you leave [BPR_Q20] after the age of 15?

- <1> Yes
- <2> No *[Go to MIG_Q050]*
- <x> Don't know *[Go to DW_Q10]*
- <r> Refused *[Go to DW_Q10]*

MIG_Q020 After you left [BPR_Q20], did you go directly to live in [PRRES]?

- <1> Yes *[Go to MIG_Q060]*
- <2> No *[Go to MIG_Q090]*
- <x> Don't know *[Go to DW_Q10]*
- <r> Refused *[Go to DW_Q10]*

MIG_Q030 **Since the age of 15, did you ever live in a province other than [PRRES] or outside Canada for a period of more than 6 months?**

- <1> Yes
- <2> No [Go to DW_Q10]
- <r> Refused [Go to DW_Q10]

[Go to MIG_Q080]

MIG_Q040 **Since your arrival in Canada, did you ever live in a province other than [PRRES] or outside Canada for a period of more than 6 months?**

- <1> Yes
- <2> No [Go to DW_Q10]
- <r> Refused [Go to DW_Q10]

[Go to MIG_Q090]

MIG_Q050 **Since the age of 15, did you live in a province other than [PRRES] or outside Canada for a period of more than 6 months?**

- <1> Yes
- <2> No [Go to DW_Q10]
- <r> Refused [Go to DW_Q10]

[Go to MIG_Q090]

MIG_Q060 **Did you ever live in a province other than [PRRES] or outside Canada for a period of more than 6 months?**

- <1> Yes
- <2> No [Go to DW_Q10]
- <r> Refused [Go to DW_Q10]

[Go to MIG_Q090]

MIG_Q080 **Since the age of 15, in which province or country did you first live in for a period of more than 6 months?**

INTERVIEWER: Enter the earliest province (chronological order).

- <01> Newfoundland/Labrador
- <02> Prince Edward Island
- <03> Nova Scotia
- <04> New Brunswick
- <05> Quebec
- <06> Ontario
- <07> Manitoba
- <08> Saskatchewan
- <09> Alberta
- <10> British Columbia
- <11> Yukon Territory
- <12> Northwest Territories
- <13> Nunavut
- <14> Outside Canada
- <r> Refused

[Go to MIG_Q100M]

MIG_Q090 **In which province or country did you first live in for a period of more than 6 months? (after the age of 15)?**

INTERVIEWER: Enter the earliest province (chronological order).

- <01> Newfoundland/Labrador
- <02> Prince Edward Island
- <03> Nova Scotia
- <04> New Brunswick
- <05> Quebec
- <06> Ontario
- <07> Manitoba
- <08> Saskatchewan
- <09> Alberta
- <10> British Columbia
- <11> Yukon Territory
- <12> Northwest Territories
- <13> Nunavut
- <14> Outside Canada
- <r> Refused

MIG_Q100M **In what month and year did you leave to live in [MIG_Q080 or MIG_Q090] for more than 6 months?**

Month

|_|_| [1 – 12]

<95> Same date as arrival in Canada [Go to DW_Q10]

<x> Don't know

<r> Refused

MIG_Q100Y In what month and year did you leave to live in [MIG_Q080] for more than 6 months?

Year

|_|_|_|_| [1915 – 2001] [Go to MIG_Q110]

<x> Don't know

<r> Refused

MIG_Q100A **How old were you when you left to live in [MIG_Q080] for more than 6 months?**

Age

|_|_| [1 – 75]

<x> Don't know

<r> Refused

MIG_Q110 **How long was your stay?**

<1> Days

<2> Weeks [Go to MIG_Q112]

<3> Months [Go to MIG_Q113]

<4> Years [Go to MIG_Q114]

<5> Still live there [Go to DW_Q10]

<x> Don't know [Go to MIG_Q120]

<r> Refused [Go to MIG_Q120]

MIG_Q111 How long was your stay?

INTERVIEWER: Enter length of days.

|_|_|_|_| [1 – 100]

<x> Don't know

<r> Refused

[Go to MIG_Q120]

MIG_Q112 How long was your stay?

INTERVIEWER: Enter length of weeks.

□□□□ [1 – 100]

<x> Don't know

<r> Refused

[Go to MIG_Q120]

MIG_Q113 How long was your stay?

INTERVIEWER: Enter length of months.

□□□ [1 – 50]

<x> Don't know

<r> Refused

[Go to MIG_Q120]

MIG_Q114 How long was your stay?

INTERVIEWER: Enter length of years.

□□□ [1 – 40]

<x> Don't know

<r> Refused

MIG_Q120 **In what province or country did you live in next for more than 6 months?**

<01> Newfoundland/Labrador

<02> Prince Edward Island

<03> Nova Scotia

<04> New Brunswick

<05> Quebec

<06> Ontario

<07> Manitoba

<08> Saskatchewan

<09> Alberta

<10> British Columbia

<11> Yukon Territory

<12> Northwest Territories

<13> Nunavut

<14> Outside Canada

<r> Refused

MIG_Q130 **How long was your stay?**

- <1> Days
- <2> Weeks *[Go to MIG_Q132]*
- <3> Months *[Go to MIG_Q133]*
- <4> Years *[Go to MIG_Q134]*
- <5> Still live there *[Go to DW_Q10]*
- <x> Don't know *[Go to MIG_Q140]*
- <r> Refused *[Go to MIG_Q140]*

MIG_Q131 How long was your stay?

INTERVIEWER: Enter length of days.

- [1 – 100]*
- <x> Don't know
- <r> Refused

[Go to MIG_Q140]

MIG_Q132 How long was your stay?

INTERVIEWER: Enter length of weeks.

- [1 – 100]*
- <x> Don't know
- <r> Refused

[Go to MIG_Q140]

MIG_Q133 How long was your stay?

INTERVIEWER: Enter length of months.

- [1 – 50]*
- <x> Don't know
- <r> Refused

[Go to MIG_Q140]

MIG_Q134 How long was your stay?

INTERVIEWER: Enter length of years.

- [1 – 40]*
- <x> Don't know
- <r> Refused

MIG_Q140 **In what other province(s) other than [PRRES] or country did you live in for more than 6 months?**

INTERVIEWER: Mark all that apply.

- <11> Newfoundland/Labrador
- <12> Prince Edward Island
- <13> Nova Scotia
- <14> New Brunswick
- <15> Quebec
- <16> Ontario
- <17> Manitoba
- <18> Saskatchewan
- <19> Alberta
- <20> British Columbia
- <21> Yukon Territory
- <22> Northwest Territories
- <23> Nunavut
- <24> Outside Canada
- <25> No other province
- <r> Refused

[Go to DW_Q10]

Sub-section 12.4– Dwelling of respondent

DW_Q10 **In what type of dwelling are you now living? Is it a...**

INTERVIEWER: If respondent answers condominium or seniors' housing, ask whether the building is a townhouse or high-rise or low-rise apartment.

INTERVIEWER:Read categories to respondent.

- <1> **single detached house?**
- <2> **semi-detached or double?** (side by side)
- <3> **garden house, town-house or row house?**
- <4> **duplex?** (one above the other)
- <5> **low-rise apartment?** (less than 5 stories)
- <6> **high-rise apartment?** (5 or more stories)
- <7> **mobile home or trailer?**
- <8> Other *[Go to DW_Q11]*
- <r> Refused

[Go to DW_Q20]

MAP_Q20 **Was he/she studying full-time or part-time?**

- <1> Full-time
- <2> Part-time
- <x> Don't know
- <r> Refused

MAP_Q30 **Did he/she have a job or was he/she self-employed at any time during the past 12 months?**

INTERVIEWER: Include vacation, illness, strikes, lock-outs and maternity/paternity leave.

- <1> Yes
- <2> No *[Go to MAP_Q40]*
- <x> Don't know *[Go to MAP_Q40]*
- <r> Refused *[Go to MAP_Q40]*

MAP_Q31 **How many weeks did he/she work during the past 12 months?**

INTERVIEWER: Include vacation, illness, strikes, lock-outs and maternity/paternity leave.

- [1 - 52]*
- <x> Don't know
- <r> Refused

MAP_Q32 **Was he/she working full-time or part-time?**

- <1> Full-time
- <2> Part-time
- <x> Don't know
- <r> Refused

MAP_E32: If MAP_Q31 = 52, Go to MAP_Q50

MAP_Q40 **During the past 12 months, was he/she ever without a job AND looking for work?**

- <1> Yes
- <2> No
- <r> Refused

MAP_Q50 **What is the highest level of education that he/she has attained?**

- <01> Masters (M.A., M.Sc., M.Ed.) or earned doctorate (Ph.D., D.Sc., D.Ed.)
- <02> Degree in Medicine, Dentistry, Veterinary Medicine, or Optometry (M.D., D.D.S., D.M.D., D.V.M., O.D.)
- <03> Bachelor or undergraduate degree, or teacher's college (B.A., B.Sc., LL.B., B.Ed.)
- <04> Diploma or certificate from community college, CEGEP or nursing school
- <05> Diploma or certificate from trade, technical or vocational school, or business college
- <06> Some university
- <07> Some community college, CEGEP or nursing school
- <08> Some trade, technical or vocational school, or business college
- <09> High school diploma
- <10> Some high school
- <11> Elementary school diploma
- <12> Some elementary
- <13> No schooling
- <14> Other *[Go to MAP_Q51]*
- <x> Don't know
- <r> Refused

[Go to IN_Q0110]

MAP_Q51 **Other, please specify:**

--

--

<r> Refused

Length of field = 50

Sub-section 11.8 – Income

IN_Q0110 **Various measures of income are needed to study the relationship between an individual's overall economic situation and their family life. What was your main source of income during the past 12 months?**

INTERVIEWER: Mark one only.

- <00> No income [Go to IN_E0120]
- <01> Employment or self-employment (wages, salaries, commissions and tips)
- <02> Employment insurance
- <03> Worker's compensation
- <04> Benefits from Canada or Quebec Pension Plan
- <05> Retirement pensions, superannuation and annuities
- <06> Basic Old Age Security
- <07> Guaranteed Income Supplement or Spouse's Allowance
- <08> Child Tax Benefit
- <09> Provincial or municipal social assistance or welfare
- <10> Child Support/Alimony
- <11> Other Income (eg. Rental income, scholarships, other government income, dividends and interest on bonds, deposits and savings, stocks, mutual funds, etc.)
- <x> Don't know
- <r> Refused

IN_Q0120 **Various measures of income are needed to study the relationship between an individual's overall economic situation and their family life. What is your best estimate of your total personal income, before deductions, FROM ALL SOURCES during the past 12 months?**

\$ |__|__|__|__|__| [1-999999]

- <0> No income or loss
- <x> Don't know
- <r> Refused

IN_E0120: *Review household roster - if this is a "one person" household, Go to next section*

IN_Q0200 **Not including yourself, how many other household members received income from any source, during the past 12 months?**

|__|__| [1-OTHM] (OTHM = Number of household members minus 1)

- <0> No one else
- <r> Refused

IN_E0200: If IN_Q0200 = <0> or <r>, Go to next section;
Else If IN_Q0200 > 0 and (IN_Q0110 = <0> or IN_Q0120 = <0>) or IN_Q0120 = <r> or
IN_Q0120 = <x>), Go to IN_Q20000;
Else If IN_Q0200 > 0 and (IN_Q0120 > 0 and IN_Q0120 < 20000), Go to IN_Q20000;
Else If IN_Q0200 > 0 and (IN_Q0120 > 19999 and IN_Q0120 < 40000),
Go to IN_Q40000;
Else If IN_Q0200 > 0 and (IN_Q0120 > 39999 and IN_Q0120 < 60000),
Go to IN_Q60000;
Else If IN_Q0200 > 0 and (IN_Q0120 > 59999 and IN_Q0120 < 80000),
Go to IN_Q80000;
Else, Go to IN_Q100000.

IN_Q20000 What is your best estimate of the total income, before deductions, of all household members from all sources during the past 12 months? Was the total household income...

INTERVIEWER: Read categories to respondent.

- <1> **less than \$20,000?** [Go to IN_Q10000]
- <2> **\$20,000 and more?** [Go to IN_Q40000]
- <0> No income or loss
- <x> Don't know
- <r> Refused

[Go to next section]

IN_Q10000 What is your best estimate of the total income, before deductions, of all household members from all sources during the past 12 months? Was the total household income...

INTERVIEWER: Read categories to respondent.

- <1> **less than \$10,000?** [Go to IN_Q5000]
- <2> **\$10,000 and more?** [Go to IN_Q15000]
- <x> Don't know
- <r> Refused

[Go to next section]

IN_Q5000 **What is your best estimate of the total income, before deductions, of all household members from all sources during the past 12 months? Was the total household income...**

INTERVIEWER: Read categories to respondent.

- <1> **less than \$5,000?**
- <2> **\$5,000 and more?**
- <x> Don't know
- <r> Refused

[Go to next section]

IN_Q15000 **What is your best estimate of the total income, before deductions, of all household members from all sources during the past 12 months? Was the total household income...**

INTERVIEWER: Read categories to respondent.

- <1> **less than \$15,000?**
- <2> **\$15,000 and more?**
- <x> Don't know
- <r> Refused

[Go to next section]

IN_Q40000 **What is your best estimate of the total income, before deductions, of all household members from all sources during the past 12 months? Was the total household income...**

INTERVIEWER: Read categories to respondent.

- <1> **less than \$40,000?** *[Go to IN_Q30000]*
- <2> **\$40,000 and more?** *[Go to IN_Q50000]*
- <x> Don't know
- <r> Refused

[Go to next section]

IN_Q30000 **What is your best estimate of the total income, before deductions, of all household members from all sources during the past 12 months? Was the total household income...**

INTERVIEWER: Read categories to respondent.

- <1> **less than \$30,000?**
- <2> **\$30,000 and more?**
- <x> Don't know
- <r> Refused

[Go to next section]

IN_Q50000 **What is your best estimate of the total income, before deductions, of all household members from all sources during the past 12 months? Was the total household income...**

INTERVIEWER: Read categories to respondent.

- <1> **less than \$50,000?**
- <2> **\$50,000 and more?** *[Go to IN_Q60000]*
- <x> Don't know
- <r> Refused

[Go to next section]

IN_Q60000 **What is your best estimate of the total income, before deductions, of all household members from all sources during the past 12 months? Was the total household income...**

INTERVIEWER: Read categories to respondent.

- <1> **less than \$60,000?**
- <2> **\$60,000 and more?** *[Go to IN_Q80000]*
- <x> Don't know
- <r> Refused

[Go to next section]

IN_Q80000 **What is your best estimate of the total income, before deductions, of all household members from all sources during the past 12 months? Was the total household income...**

INTERVIEWER: Read categories to respondent.

- <1> **less than \$80,000?**
- <2> **\$80,000 and more?** *[Go to IN_Q100000]*
- <x> Don't know
- <r> Refused

[Go to next section]

IN_Q100000 **What is your best estimate of the total income, before deductions, of all household members from all sources during the past 12 months? Was the total household income...**

INTERVIEWER: Read categories to respondent.

- <1> **less than \$100,000?**
- <2> **\$100,000 and more?**
- <x> Don't know
- <r> Refused

[Go to next section]

Topical Index - Main File

VARIABLE	VARIABLE DESCRIPTION	PAGE
RECID	Record identification.	D - 3
WGHT_PER	Person weight.	D - 3
AGEC	Age of respondent.	D - 3
AGEGR5	Age group of the respondent.	D - 4
AGEGR10	Age group of the respondent.	D - 4
SEX	Sex of respondent.	D - 5
MARSTAT	Marital status of the respondent.	D - 5
AGEPRGRDIF	Age difference between respondent and spouse/partner.	D - 6
SEXPR	Sex of the respondent's spouse/partner within the household.	D - 6
PRYPEC	Type of partner the respondent has within the household.	D - 7
CHRINHSDC	Number of respondent's child(ren) living in the household (any age or marital status)	D - 7
PARHSDC	Type of parents the respondent has within the household.	D - 8
LIVARR08	Living arrangement of respondent's household.	D - 8
LIVARR12	Living arrangement of respondent's household.	D - 9
HSDSIZEC	Household size of respondent.	D - 9
FAMTYPE	Respondent's type of family structure.	D - 10
CHDINFTC	Number of respondent's children living in household full-time.	D - 10
CHDINPTC	Number of respondent's children living in household part-time.	D - 11
CHDOUTC	Number of respondent's children living outside household.	D - 11
CHDDECC	Number of respondent's children deceased.	D - 12
TOTALCHDC	Total number of children raised by respondent.	D - 12
MULTIGEN	Three-generation or more family in respondent's household.	D - 13
PRV	Province of residence of the respondent.	D - 13
REGION	Region of residence of the respondent.	D - 14
GU_Q110	When you were born or adopted at birth, were you living with both your birth or adoptive mother AND your birth or adoptive father? (Adoptive parents at birth are considered birth parents in this section.)	D - 14
GU_Q120	Until you were 15, did you always live with both of your birth or adopted parents?	D - 15
GU_Q130	When you were born, did you live with your birth mother?	D - 15
GU_Q140	Was there a female who took the role of your mother?	D - 16
M_ROLE	Status of mother of respondent.	D - 16
GU_Q150	When you were born, did you live with your birth father?	D - 17
GU_Q160	Was there a male who took the role of your father? (when you were born)	D - 17
F_ROLE	Status of father of respondent.	D - 18
GU_Q170	Have your birth parents ever lived together in a common-law relationship?	D - 18
GU_Q180	Was that before or after you were born?	D - 19
GU_Q190	When you were born (or adopted at birth), were your parents married or living together in a common-law relationship?	D - 19
GU_Q200Y	In what year did they begin living together?	D - 20
GU_Q210	Were they ever married (to each other)?	D - 20
GU_Q220YC	In what year were they married?	D - 21
BRTHM_LIV	Birth mother respondent still living.	D - 21
AGE_MDIEDC	Age of respondent when his birth mother died.	D - 22
AGE_SUBTMDTH	Respondent's age at time of substitute mother's death.	D - 22
BRTHF_LIV	Birth father respondent still living.	D - 23
AGE_FDIEDC	Age of respondent when his birth father died.	D - 23
AGE_SUBTFDTH	Respondent's age at time of substitute father's death.	D - 24
CHG_BEF_AGE15	Before age 15, were there any changes in the living situation of your parents (or the people who raised you)?	D - 24
FIRST_CHANGE	Was there a first change in the living situation of your Parents (or the people who raised you)?	D - 24
CHANGE1	What was the first change?	D - 25
AGE_1ST_CHANGE	Age of respondent at time of first change.	D - 25
SECOND_CHANGE	Was there a second change in the living situation of your parents (or the people who raised you)?	D - 26
CHANGE2	What was the second change?	D - 26
AGE_2ND_CHANGE	Age of respondent at time of second change.	D - 27

VARIABLE

VARIABLE DESCRIPTION

PAGE

THIRD_CHANGE	Was there a third change in the living situation of your parents (or the people who raised you)?	D - 27
CHANGE3	What was the third change?	D - 28
AGE_3RD_CHANGE	Age of respondent at time of third change.	D - 28
FOURTH_CHANGE	Was there a fourth change in the living situation of your parents (or the people who raised you)?	D - 29
CHANGE4	What was the fourth change?	D - 29
AGE_4TH_CHANGE	Age of respondent at time of fourth change.	D - 30
FIFTH_CHANGE	Was there a fifth change in the living situation of your parents (or the people who raised you)?	D - 30
CHANGE5	What was the fifth change?	D - 31
AGE_5TH_CHANGE	Age of respondent at time of fifth change.	D - 31
NO_DIFF_M	Number of different mothers the respondent lived with.	D - 32
NO_DIFF_F	Number of different fathers the respondent lived with.	D - 32
WWR_Q110	Who, if anyone, do you think of as the woman who mostly raised you when you were growing up?	D - 33
MOTHER_LIV	Mother of respondent still living. (Birth or substitute)	D - 33
SUBTM_LIV	Substitute mother of respondent still living.	D - 34
AGE_MOTHER_DIEDC	Age of respondent when his mother died. (Birth or substitute)	D - 34
BRTHMCAN	Country of birth of the respondent's mother.	D - 35
BRTHMCR	Country or region of birth of the respondent's mother.	D - 35
EDUM5	Education level of respondent's birth or substitute mother.	D - 36
EDUM10	Education level of respondent's birth or substitute mother.	D - 36
M_YRBORN	Year of birth of respondent's mother.	D - 37
EDM_Q40	During most of the time you were growing up (before you turned 15), did she usually work full-time, part-time or did she not work for pay at all?	D - 37
M15SOC91C08	Standard Occupational Classification (1991) of the mother when the respondent was at the age 15 - 8 categories.	D - 38
M15SOC91C10	Standard Occupational Classification (1991) of the mother when the respondent was at the age 15 - 10 categories.	D - 39
LAM_Q10	Does she live ...	D - 39
M_LIVW	Living arrangement of respondent's mother.	D - 40
LAM_Q50	During the past 12 months, did you see her...	D - 40
LAM_Q60	During the past 12 months, how often did you have contact by letter, E-mail or telephone with her? Was it...	D - 41
MWR_Q110	Who, if anyone, do you think of as the man who mostly raised you when you were growing up?	D - 41
FATHER_LIV	Father of respondent still living. (Birth or substitute)	D - 42
SUBTF_LIV	Substitute father of respondent still living.	D - 42
AGE_FATHER_DIEDC	Age of respondent when his father died. (Birth or substitute)	D - 43
PAR_EVERSEPDIV	Respondent's parent or substitute ever separated or divorced.	D - 43
BRTHFCAN	Country of birth of the respondent's father.	D - 44
BRTHFCR	Country or region of birth of the respondent's father.	D - 44
EDUF5	Education level of respondent's birth or substitute father.	D - 45
EDUF10	Education level of respondent's birth or substitute father.	D - 45
F_YRBORN	Year of birth of respondent's father.	D - 46
EDF_Q40	During most of the time you were growing up (before you turned 15), did he usually work full-time, part-time or did he not work for pay at all?	D - 46
F15SOC91C08	Standard Occupational Classification (1991) of the father when the respondent was at the age 15 - 8 categories.	D - 47
F15SOC91C10	Standard Occupational Classification (1991) of the father when the respondent was at the age 15 - 10 categories.	D - 48
LAF_Q10	Does he live ...	D - 48
F_LIVW	Living arrangement of respondent's father.	D - 49
LAF_Q50	During the past 12 months, did you see him...	D - 49
LAF_Q60	During the past 12 months, how often did you have contact by letter, E-mail or telephone with him? Was it...	D - 50
AGE_PARLSEP	Age of respondent when his/her parents last separated.	D - 50

VARIABLE VARIABLE DESCRIPTION PAGE

DOF_Q30	Did your spouse/partner's parents (or parental substitutes) ever separate or divorce?	D - 51
DOF_Q40	How old was your spouse/partner when this occurred?	D - 51
LHH_Q110	Have you always lived with at least one of your parents? (or parent substitutes)	D - 52
AGE_RETHOML	Age of respondent when last came back home.	D - 52
REA_RETHOML_C01	Main reason for LAST return to parental household... Job ended.	D - 53
REA_RETHOML_C02	Main reason for LAST return to parental household... Relationship ended.	D - 53
REA_RETHOML_C03	Main reason for LAST return to parental household... Financial reasons.	D - 53
REA_RETHOML_C04	Main reason for LAST return to parental household... Obtained degree or left school.	D - 54
REA_RETHOML_C05	Main reason for LAST return to parental household... End school term (year).	D - 54
REA_RETHOMLC_C06	Main reason for LAST return to parental household... Other reasons, other work-related reasons and other education-related reasons.	D - 55
REA_RETHOML_C09	Main reason for LAST return to parental household... Family-related reasons (e.g. Change in family situation, death or illness of family member, to assist a family member, at parents request, etc.).	D - 55
LHN_Q110	Have you left your parent's (or parental substitute's) home more than once to live on your own?	D - 56
NO_LFTHOMC	Number of time the respondent left home to live on his own.	D - 56
AGE_LFTHOMF	Age of respondent when first left home to live on own.	D - 57
REA_LFTHOMF_C01	Main reason for FIRST move from parental household... to attend school.	D - 57
REA_LFTHOMF_C02	Main reason for FIRST move from parental household... because of a job.	D - 58
REA_LFTHOMF_C03	Main reason for FIRST move from parental household... to get married/to live with a partner.	D - 58
REA_LFTHOMF_C04	Main reason for FIRST move from parental household... to be independent / move into own place.	D - 58
REA_LFTHOMF_C07	Main reason for FIRST move from parental household... family problems / conflicts.	D - 59
REA_LFTHOMFC_C08	Main reason for FIRST move from parental household... parent(s) died / Hospitalized, immigrated into Canada and other reason.	D - 59
REA_LFTHOMF_C09	Main reason for FIRST move from parental household... Joined the armed forces/went to war.	D - 60
REA_LFTHOMF_C10	Main reason for FIRST move from parental household... Parent(s) moved.	D - 60
AGE_RETHOMF	Age of respondent when first came back home.	D - 60
REA_RETHOMF_C01	Main reason for FIRST return to parental household... Job ended.	D - 61
REA_RETHOMF_C02	Main reason for FIRST return to parental household... Relationship ended.	D - 61
REA_RETHOMF_C03	Main reason for FIRST return to parental household... Financial reasons.	D - 61
REA_RETHOMF_C04	Main reason for FIRST return to parental household... Obtained degree or left school.	D - 62
REA_RETHOMF_C05	Main reason for FIRST return to parental household... End of School term (year).	D - 62
REA_RETHOMF_C06	Main reason for FIRST return to parental household... Other reasons.	D - 62
REA_RETHOMF_C07	Main reason for FIRST return to parental household... War ended/left army.	D - 63
REA_RETHOMF_C08	Main reason for FIRST return to parental household... Other work-related reasons (e.g. Started a new job, transferred jobs, etc.).	D - 63
REA_RETHOMF_C09	Main reason for FIRST return to parental household... Other education-related reasons (e.g. to attend or continue attending school, college, university, etc.).	D - 64
REA_RETHOMF_C10	Main reason for FIRST return to parental household... Family-related reasons (e.g. Change in family situation, death or illness of family member, to assist a family member, at parents request, etc.).	D - 64
REA_RETHOMF_C11	Main reason for FIRST return to parental household... Wanted to be back home (e.g. Lonely, homesick, missed family, tried living on own and didn't like it, etc.).	D - 65
REA_RETHOMF_C12	Main reason for FIRST return to parental household... Respondent's health (e.g. illness or injury, etc.).	D - 65
AGE_LFTHOMLC	Age of respondent when last left home to live on own.	D - 66
REA_LFTHOML_C01	Main reason for LAST move from parental household... to attend school.	D - 66
REA_LFTHOML_C02	Main reason for LAST move from parental household... because of a job.	D - 67
REA_LFTHOML_C03	Main reason for LAST move from parental household... to get married or to live with a partner.	D - 67
REA_LFTHOML_C04	Main reason for LAST move from parental household... to be independent / move into own place.	D - 67
REA_LFTHOML_C05	Main reason for LAST move from parental household... parent(s) died / hospitalized.	D - 68
REA_LFTHOML_C06	Main reason for LAST move from parental household... immigrated into Canada.	D - 68

VARIABLE	VARIABLE DESCRIPTION	PAGE
REA_LFTHOML_C07	Main reason for LAST move from parental household... family problems / conflicts.	D - 68
REA_LFTHOML_C08	Main reason for LAST move from parental household... other reason.	D - 69
REA_LFTHOML_C09	Main reason for LAST move from parental household... Joined the armed forces/went to war.	D - 69
REA_LFTHOML_C10	Main reason for LAST move from parental household... Parent(s) moved.	D - 69
SR_Q110	Do you or did you have any step-, adopted or half-brothers/sisters?	D - 70
SR_Q120	How many step-brothers and /or sisters do you or did you have?	D - 70
SR_Q130	Before you were 15 years old, did they live at least part of the time in the same household as you?	D - 70
SR_Q140	How many half-brothers and/or sisters do you or did you have?	D - 71
SR_Q150	Before you were 15 years old, did they live at least part of the time in the same household as you?	D - 71
NO_ADBRSIC	Number of adopted brothers/sisters.	D - 72
SR_Q170	Before you were 15 years old, did they live at least part of the time in the same household as you?	D - 72
NO_FLBRSIC	Number of full (birth) brothers/sisters.	D - 73
NO_BRSIGRWC	Total number of brothers/sisters respondent grew up with.	D - 73
SR_Q190	Before you were 15 years old, did they live at least part of the time in the same household as you?	D - 74
SR_Q220	How many of these {SIB} brothers/sisters are/were older than you?	D - 74
NO_BRSLIVC	Total number of brothers/sisters still living.	D - 75
NO_OBRSLIVC	Total number of older brothers/sisters still living.	D - 75
TOT_UNION	Total number of unions(marriage and common-law).	D - 76
LEG_MARSTAT	Current legal marital status of the respondent.	D - 76
EVER_CL	Respondent ever been in a common-law relationship.	D - 77
EVER_LEGARR	Respondent ever legally married.	D - 77
RANK_CURRMARR	Rank of current marriage of respondent.	D - 77
AGE_LIVCUAPP	Age of respondent when started living apart from current marriage.	D - 78
AGE_SEP_MA0C	Age of respondent at time of separation from current marriage.	D - 78
NO_MARREVER	Number of marriages the respondent has ever had.	D - 79
NO_MARR_NOCL	Number of marriages not preceded by common-law union.	D - 79
NO_CL_FOMARR	Number of common-law unions followed by a marriage.	D - 80
AGE_MA0C	Age of respondent at start of current marriage.	D - 80
MA0_Q120	What was your spouse's marital status before entering into this marriage? Was it ...	D - 81
AGEDIFGR_MA0	Age difference between respondent and spouse - current marriage.	D - 81
MA0_Q140	Did your spouse live common-law with anyone else before entering into this marriage? (current marriage)	D - 82
MA0_Q141	Does your spouse have any children that you did not raise?	D - 82
NO_CHSPOC	Number of spouse's children the respondent did not raise.	D - 83
NO_CHU19SPOC	Number of spouse's children 18 or less the respondent did not raise.	D - 83
MA0_Q145	Does your spouse provide financial support for this/those child/children?	D - 84
MA0_Q146	During the past 12 months, how often did your spouse see (this/those) child/children? Was it...	D - 84
MA0_Q147	During the past 12 months, how often did your spouse have contact by letter, E-mail or telephone with (this/those) child/children? Was it...	D - 85
MA0_Q150	Did you and your spouse live common-law before entering into this marriage?	D - 85
AGE_CL_MA0	Age of respondent at start of common-law before current marriage.	D - 86
WEVER_MARR	Respondent expects to marry or remarry.	D - 86
MAE_Q140	At what age would you like to get married/remarried?	D - 87
CURRMARR_MARR1	First marriage is current marriage	D - 87
AGE_MARR1C	Age of respondent at start of first marriage.	D - 87
MSPR_MARR1	Marital status of first spouse before entering into that marriage.	D - 88
CLPR_MARR1	First spouse lived common-law with anyone else before this marriage.	D - 88
CLRESPR_MARR1	First spouse lived common-law with respondent before this marriage.	D - 89
AGECLPR_MARR1	Age when respondent lived common-law with first spouse.	D - 89
END_MARR1	Reason for end of first marriage	D - 90
AGE_SEP_MARR1C	Age of respondent when last separation happened during first marriage.	D - 90
AGE_DIV_MARR1	Age of respondent when divorce or annulment was final for first marriage.	D - 91

VARIABLE VARIABLE DESCRIPTION PAGE

AGE_DTH_MARR1C	Age of respondent when first spouse died.	D - 91
AGEDIFGR_MARR1	Age difference between respondent and first spouse.	D - 92
CURRMARR_MARR2	Second marriage is current marriage	D - 92
AGE_MARR2C	Age of respondent at start of second marriage.	D - 93
MSPR_MARR2	Marital status of second spouse before entering into that marriage.	D - 93
CLPR_MARR2	Second spouse lived common-law with anyone else before this marriage.	D - 94
CLRESPR_MARR2	Second spouse lived common-law with respondent before this marriage.	D - 94
AGECLPR_MARR2	Age when respondent lived common-law with second spouse.	D - 95
END_MARR2	Reason for end of second marriage	D - 95
AGE_SEP_MARR2	Age of respondent when last separation happened during second marriage.	D - 96
AGE_DIV_MARR2C	Age of respondent when divorce or annulment was final for second marriage.	D - 96
AGE_DTH_MARR2C	Age of respondent when second spouse died.	D - 97
AGEDIFGR_MARR2	Age difference between respondent and second spouse.	D - 97
CURRMARR_MARR3	Third marriage is current marriage	D - 98
AGE_MARR3C	Age of respondent at start of third marriage.	D - 98
MSPR_MARR3	Marital status of third spouse before entering into that marriage.	D - 99
CLPR_MARR3	Third spouse lived common-law with anyone else before this marriage.	D - 99
CLRESPR_MARR3	Third spouse lived common-law with respondent before this marriage.	D - 100
AGECLPR_MARR3	Age when respondent lived common-law with third spouse.	D - 100
END_MARR3	Reason for end of third marriage	D - 101
AGE_SEP_MARR3	Age of respondent when last separation happened during third marriage.	D - 101
AGE_DIV_MARR3	Age of respondent when divorce or annulment was final for third marriage.	D - 102
AGE_DTH_MARR3C	Age of respondent when third spouse died.	D - 102
AGEDIFGR_MARR3	Age difference between respondent and third spouse.	D - 103
PR_CL	Respondent is currently living with a common-law partner.	D - 103
RANK_CURRUN	Rank of respondent's current union (Common-law or marriage).	D - 104
CU0_Q107	Have you ever been a partner in a common-law relationship that was not followed by marriage? (Common-law partners refer to two people of the opposite sex or of the same sex who live together as a couple but who are not legally married to each other.)	D - 104
AGE_CU0C	Age of respondent at start of current common-law.	D - 105
CU0_Q120	What was your partner's marital status before entering into this union? Was it...	D - 105
AGEDIFGR_CU0	Age difference between respondent and partner - current common-law.	D - 106
CU0_Q140	Did your partner live common-law with anyone else before entering into this union?	D - 106
NO_CHCLPRC	Number of children of common-law partner that the respondent did not raise.	D - 107
NO_CHU19CLPRC	Number of children younger than 19 years of age, of common-law partner that the respondent did not raise.	D - 107
CU0_Q145	Does your partner provide financial support for this/those child/children?	D - 108
CU0_Q146	During the past 12 months, how often did your partner see (this/those) child/children? Was it ...	D - 108
CU0_Q147	During the past 12 months, how often did your partner have contact by letter, E-mail or telephone with (this/those) child/children? Was it ...	D - 109
CU0_Q220	Have you had a previous common-law relationship that was not followed by marriage?	D - 109
RANK_CURRCL	Rank of respondent's current common-law union, which was not followed by marriage.	D - 110
NO_CL_NOMARR	Number of common-law relationships the respondent has ever had that were not followed by marriage.	D - 110
CUE_Q120	Are you in an intimate relationship with someone who lives in a separate household?	D - 111
CUE_Q130	Do you think you will ever live in a common-law relationship?	D - 111
CUE_Q140	At what age would you like to start a common-law relationship?	D - 112
CUE_Q150	Do you think you could ever live in a common-law relationship?	D - 112
CUE_Q160	At what age would you like to start a common-law relationship?	D - 113
CURRCL_CL1	First common-law is the current common-law union.	D - 113
MSPR_CL1	Marital status of respondent's first partner before entering that common-law union.	D - 114
CLPR_CL1	Respondent's first partner lived common-law with anyone else before entering that common-law union.	D - 114
AGEDIFGR_CL1	Age difference between respondent and partner - first common-law union.	D - 115
END_CL1	Reason for end of first common-law union.	D - 115
AGE_CL1C	Age of respondent at first common-law union.	D - 116
AGE_SEP_CL1	Age of respondent when last separation of first common-law Union occurred.	D - 116

VARIABLE	VARIABLE DESCRIPTION	PAGE
AGE_DTH_CL1C	Age of respondent when first common-law partner died.	D - 117
CURRCL_CL2	Second common_law is the current common-law union.	D - 117
MSPR_CL2	Marital status of respondent's second partner before entering that common-law union.	D - 118
CLPR_CL2	Respondent's second partner lived common-law with anyone else before entering that common-law union.	D - 118
AGEDIFGR_CL2	Age difference between respondent and partner - second common-law union.	D - 119
END_CL2	Reason for end of second common-law union.	D - 119
AGE_CL2	Age of respondent at second common-law union.	D - 120
AGE_SEP_CL2	Age of respondent when last separation of second common-law union occurred.	D - 120
AGE_DTH_CL2	Age of respondent when second common-law partner died.	D - 120
CURRCL_CL3	Third common_law is the current common-law union.	D - 121
MSPR_CL3	Marital status of respondent's third partner before entering that common-law union.	D - 121
CLPR_CL3	Respondent's third partner lived common-law with anyone else before entering that common-law union.	D - 122
AGEDIFGR_CL3	Age difference between respondent and partner - third common-law union.	D - 122
END_CL3	Reason for end of third common-law union.	D - 123
AGE_CL3	Age of respondent at third common-law union.	D - 123
AGE_SEP_CL3	Age of respondent when last separation of third common-law union occurred.	D - 124
AGE_DTH_CL3	Age of respondent when third common-law partner died.	D - 124
COR_Q10	Have you ever raised step-children? By step-children we mean children from a former union of a spouse or common-law partner.	D - 125
NO_STEPCHDC	Number of step-children the respondent has ever raised.	D - 125
COR_Q20	Have you ever adopted children? (Exclude any step-children mentioned in the previous question.)	D - 126
NO_ADOPCHDC	Number of children the respondent has ever adopted.	D - 126
COR_Q31	Have you ever fathered a child? (Do not count stillbirths.)	D - 127
COR_Q41	Have you ever given birth to a child? (Do not count stillbirths.)	D - 127
NO_BRTCHDC	Number of children the respondent have given birth or fathered.	D - 128
COR_Q70	Do you have any grandchildren?	D - 128
NO_GRNDCHDC	Number of grandchildren the respondent has.	D - 129
OC_Q10	Overall, would you say that you are very satisfied, somewhat satisfied, not very satisfied or not satisfied at all with the amount of time you spend with your children?	D - 129
OC_Q20	Can you tell me if you strongly agree, agree, disagree or strongly disagree with each of the following statements? Having children has made me a happier person.	D - 130
OC_Q21	Can you tell me if you strongly agree, agree, disagree or strongly disagree with each of the following statements? I am often frustrated because my children take so much of my time.	D - 130
PR_PREG	Respondent or respondent's spouse/partner is currently pregnant.	D - 131
NO_CHRI	Number of children the respondent intends to have.	D - 131
FI_Q130	Have you had an operation that makes it impossible for you to have a/another child?	D - 132
FI_Q131	Did you have that operation for contraceptive or medical reasons?	D - 132
AGE_OPER	Age of respondent when had operation for contraceptive or medical reasons.	D - 133
FI_Q140	Have you ever been told that you cannot have any(more) children?	D - 133
FI_Q230	Has your spouse/partner had an operation that makes it impossible for him/her to have another child?	D - 134
FI_Q231	Did your spouse/partner have that operation for contraceptive or medical reasons?	D - 134
AGEPR_OPER	Age of respondent' spouse/partner when had operation for contraceptive or medical reasons.	D - 135
FI_Q240	Has your spouse/partner ever been told that he/she cannot have any(more) children?	D - 135
USE_CONTR	Respondent and/or respondent's spouse/partner is currently using a contraceptive method.	D - 136
CONTR_C01	Contraceptive method(s) respondent and/or spouse/partner is using - Birth control pill.	D - 136
CONTR_C02	Contraceptive method(s) respondent and/or spouse/partner is using - Intra-uterine device (IUD).	D - 137
CONTR_C03	Contraceptive method(s) respondent and/or spouse/partner is using - Sponge.	D - 137
CONTR_C04	Contraceptive method(s) respondent and/or spouse/partner is using - Diaphragm.	D - 137
CONTR_C05	Contraceptive method(s) respondent and/or spouse/partner is using - Foam, jelly.	D - 138
CONTR_C06	Contraceptive method(s) respondent and/or spouse/partner is using - Condom.	D - 138

VARIABLE	VARIABLE DESCRIPTION	PAGE
CONTR_C07	Contraceptive method(s) respondent and/or spouse/partner is using - Periodic abstinence, safe period.	D - 138
CONTR_C08	Contraceptive method(s) respondent and/or spouse/partner is using -Withdrawal.	D - 139
CONTR_C09	Contraceptive method(s) respondent and/or spouse/partner is using - Any other method.	D - 139
DUR_USECONTR	Length of time (in weeks) the respondent and/or the respondent's spouse/partner have been using the contraceptive methods.	D - 140
CONTR_U2Y	Respondent and/or respondent's spouse/partner has used any contraceptive method during the past 2 years.	D - 140
VA_Q010	Can you tell me if you strongly agree, agree, disagree or strongly disagree with each of the following statements? I had a very happy childhood.	D - 141
VA_Q020	Can you tell me if you strongly agree, agree, disagree or strongly disagree with each of the following statements? I was very close emotionally to my father/father substitutes when I was growing up (before 15 years of age).	D - 141
VA_Q030	Can you tell me if you strongly agree, agree, disagree or strongly disagree with each of the following statements? I was very close emotionally to my mother/mother substitutes when I was growing up (before 15 years of age).	D - 142
VA_Q040	In order for YOU to be happy in life, is it very important, important, not very important or not at all important to have a lasting relationship as a couple?	D - 142
VA_Q050	In order for YOU to be happy in life, is it very important, important, not very important or not at all important to be married?	D - 143
VA_Q060	In order for YOU to be happy in life, is it very important, important, not very important or not at all important to have at least one child?	D - 143
VA_Q070	In order for YOU to be happy in life, is it very important, important, not very important or not at all important ... to be able to take a paying job either outside or inside the home?	D - 144
VA_Q110	Overall, would you say that your relationship is ...	D - 144
VA_Q120	About how often do you and your spouse discuss something? Is it ...	D - 145
VA_Q130	About how often do you and your (spouse/partner) laugh together? Is it	D - 145
VA_Q200	Do you and your (spouse/partner) often, sometimes, hardly ever or never have arguments about.... chores and responsibilities?	D - 146
VA_Q210	Do you and your (spouse/partner) often, sometimes, hardly ever or never have arguments about.... your child(ren)?	D - 146
VA_Q220	Do you and your (spouse/partner) often, sometimes, hardly ever or never have arguments about.... money?	D - 147
VA_Q230	Do you and your (spouse/partner) often, sometimes, hardly ever or never have arguments about.... showing affection to each other?	D - 147
VA_Q240	Do you and your (spouse/partner) often, sometimes, hardly ever or never have arguments about.... leisure time?	D - 148
VA_Q250	Do you and your (spouse/partner) often, sometimes, hardly ever or never have arguments about.... in-laws?	D - 148
VB_Q200	If you had young children (less than 15 years of age) and your marriage/common-law union was in trouble and the differences with your spouse could not be resolved, would you still remain in your relationship for the sake of your child(ren).	D - 149
ED0_Q10	Now, I would like to ask you some questions about your education. Your answers will help us to analyse the relationship between family events and your education. Excluding kindergarten, how many years of elementary and high school education have you successfully completed?	D - 149
ED0_Q20	Have you graduated from high school?	D - 150
ED0_Q21	Are you currently working towards a high school diploma?	D - 150
AGE_DIPSEC	Age of the respondent when they graduated from high school.	D - 151
NO_STU	Number of study periods declared.	D - 151
ED1_Q110	Following your elementary or high school studies, have you undertaken any other studies to obtain a diploma, a certificate or a degree? (Include only complete courses which form part of a program leading to a diploma, a certificate or a degree. Exclude courses taken in the work place or courses taken for personal interest.)	D - 152
ED1_Q120	Was it to obtain ...	D - 152
ED1_Q122	Did you study to obtain ...	D - 153
ED1_Q141	Were you registered as a full-time or part-time student?	D - 153
ED1_Q142	During these studies, did your weekly activities consist of ...	D - 154

VARIABLE	VARIABLE DESCRIPTION	PAGE
AGE_STU1BEG	Age of the respondent at first study period.	D - 154
AGE_STU1END	Age of the respondent when ending first study period.	D - 155
DUR_STU1	Duration in month(s) of the first study period.	D - 155
ED1_Q150	Did you graduate from this program?	D - 156
ED1_Q170	What was the MOST IMPORTANT reason why you decided not to continue your studies?	D - 156
ED2_Q110	Did you pursue any other studies to obtain a diploma, a certificate or a degree? (Include only complete courses which form part of a program leading to a diploma, a certificate, or a degree. Exclude courses taken in the work place or courses taken for personal interest.)	D - 157
ED2_Q122	Was it to obtain ...	D - 157
ED2_Q141	Were you registered as a full-time or part-time student?	D - 158
ED2_Q142	During these studies, did your weekly activities consist of ...	D - 158
AGE_STU2BEG	Age of the respondent at second study period.	D - 159
AGE_STU2END	Age of the respondent when ending second study period.	D - 159
DUR_STU2	Duration in month(s) of the second study period.	D - 160
ED2_Q150	Did you graduate from this program?	D - 160
ED2_Q170	What was the MOST IMPORTANT reason why you decided not to continue your studies?	D - 161
ED3_Q110	Did you pursue any other studies to obtain a diploma, a certificate or a degree? (Include only complete courses which form part of a program leading to a diploma, a certificate or a degree. Exclude courses taken in the work place or courses taken for personal interest.)	D - 161
ED3_Q122	Was it to obtain ...	D - 162
ED3_Q141	Were you registered as a full-time or part-time student?	D - 162
ED3_Q142	During these studies, did your weekly activities consist of ...	D - 163
AGE_STU3BEG	Age of the respondent at third study period.	D - 163
AGE_STU3END	Age of the respondent when ending third study period.	D - 164
DUR_STU3	Duration in month(s) of the third study period.	D - 164
ED3_Q150	Did you graduate from this program?	D - 165
ED3_Q170	What was the MOST IMPORTANT reason why you decided not to continue your studies?	D - 165
ED4_Q110	Did you pursue any other studies to obtain a diploma, a certificate or a degree? (Include only complete courses which form part of a program leading to a diploma or a certificate or a degree. Exclude courses taken in the work place or courses taken for personal interest.)	D - 166
ED4_Q122	Was it to obtain ...	D - 166
ED4_Q141	Were you registered as a full-time or part-time student?	D - 167
ED4_Q142	During these studies, did your weekly activities consist of ...	D - 167
AGE_STU4BEG	Age of the respondent at fourth study period.	D - 168
AGE_STU4END	Age of the respondent when ending fourth study period.	D - 168
DUR_STU4	Duration in month(s) of the fourth study period.	D - 169
ED4_Q150	Did you graduate from this program?	D - 169
ED4_Q170	What was the MOST IMPORTANT reason why you decided not to continue your studies?	D - 170
ED5_Q110	Did you pursue any other studies to obtain a diploma, a certificate or a degree? (Include only complete courses which form part of a program leading to a grade, a diploma or a certificate. Exclude courses taken in the work place or courses taken for personal interest.)	D - 170
ED5_Q122	Was it to obtain ...	D - 171
ED5_Q141	Were you registered as a full-time or part-time student?	D - 171
ED5_Q142	During these studies, did your weekly activities consist of ...	D - 172
AGE_STU5BEG	Age of the respondent at fifth study period.	D - 172
AGE_STU5END	Age of the respondent when ending fifth study period.	D - 173
DUR_STU5	Duration in month(s) of the fifth study period.	D - 173
AGE_STUEND	Age of respondent at completion of study.	D - 174
EDE_Q10	Are you presently in school?	D - 174
AGE_EXPSTUEND	Age of respondent if studying at completion of study.	D - 175
EDE_Q30	Do you intend to continue your studies?	D - 175
STU15YRS	Respondent was attending school at 15 years of age.	D - 176
EDU5	Highest level of education obtained by respondent. In five categories.	D - 176

VARIABLE	VARIABLE DESCRIPTION	PAGE
EDU10	Highest level of education obtained by respondent. In ten categories.	D - 177
EDE_Q60	During the next year, do you intend to pursue any studies?	D - 177
EDE_Q70	How many months do you expect these studies to take?	D - 178
WHI_Q10	Excluding work while you were going to school, have you ever worked at a job or business for a period of six months or longer?	D - 178
NO_WKFULL	Number of full-time work periods.	D - 179
NO_WKPART	Number of part-time work periods.	D - 179
NO_WKPER	Total number of work periods.	D - 180
AGE_WK1BEGC	Age of respondent at the beginning of first work period.	D - 180
AGE_WK1ENDC	Age of respondent at the end of first work period.	D - 181
DUR_WK1	Length of respondent's first work period (in months).	D - 181
WH01_Q30	Were you working 30 hours or more per week?	D - 182
WF01_Q40	Were you mainly ...	D - 182
WF01_Q45	Since [WH01_Q20M & WH01_Q20Y or WH01_Q20A], have you ever been away from work for more than 3 months because of a lack of work, sickness, maternity/paternity leave, retirement, or any other reason?	D - 183
WF01_Q46	Since [WH01_Q20M & WH01_Q20Y or WH01_Q20A], did you ever work less than 30 hours per week?	D - 183
WF01_Q48	Did your FIRST absence from work happen before you started working less than 30 hours per week?	D - 184
WP01_Q40	Were you mainly ...	D - 184
WP01_Q42	Why did you work less than 30 hours per week ?	D - 185
WP01_Q45	Since [WH01_Q20M & WH01_Q20Y or WH01_Q20A], have you ever been away from work for more than 3 months because of a lack of work, sickness, maternity/paternity leave, retirement, or any other reason?	D - 185
WP01_Q46	Since [WH01_Q20M & WH01_Q20Y or WH01_Q20A], did you ever work for 30 hours or more per week?	D - 186
WP01_Q48	Did your FIRST absence from work happen before you started working 30 hours Or more per week?	D - 186
WH01_Q60_C01	Reason for that absence from work? Seasonal worker.	D - 187
WH01_Q60_C02	Reason for that absence from work? Temporary layoff/end of contract.	D - 187
WH01_Q60_C03	Reason for that absence from work? Lack of work.	D - 188
WH01_Q60_C04	Reason for that absence from work? Business or company closure.	D - 188
WH01_Q60_C05	Reason for that absence from work? Moved or transferred.	D - 189
WH01_Q60_C06	Reason for that absence from work? Changed jobs.	D - 189
WH01_Q60_C07	Reason for that absence from work? Own illness, disability or accident.	D - 190
WH01_Q60_C08	Reason for that absence from work? Immigration/emigration.	D - 190
WH01_Q60_C09	Reason for that absence from work? Returned to school.	D - 191
WH01_Q60_C10	Reason for that absence from work? Retired.	D - 191
WH01_Q60_C11	Reason for that absence from work? Maternity/paternity leave.	D - 192
WH01_Q60_C12	Reason for that absence from work? Child care.	D - 192
WH01_Q60_C13	Reason for that absence from work? Eldercare.	D - 193
WH01_Q60_C14	Reason for that absence from work? Marriage.	D - 193
WH01_Q60_C15	Reason for that absence from work? Personal or family responsibilities (other than child care or eldercare).	D - 194
WH01_Q60_C16	Reason for that absence from work? Other reason.	D - 194
WH01_Q60_C17	Reason for that absence from work? Personal choice (e.g. to travel, sabbatical, did not want to work, not satisfied, etc.).	D - 195
SAW01_Q10	Did you return to seasonal work after that absence from work?	D - 195
SAW01_Q30	Since [WH01_Q20M & WH01_Q20Y or WH01_Q20A], were you always a seasonal worker or self-employed?	D - 196
SAW01_Q60	Did you start working after being a seasonal worker or self-employed?	D - 196
WH02_Q10	Did you start working after that absence from work?	D - 197
AGE_WK2BEGC	Age of respondent at the beginning of second work period.	D - 197
AGE_WK2ENDC	Age of respondent at the end of second work period.	D - 198
DUR_WK2	Length of respondent's second work period (in months).	D - 198
WH02_Q30	Were you working 30 hours or more per week?	D - 199
WF02_Q40	Were you mainly ...	D - 199

VARIABLE	VARIABLE DESCRIPTION	PAGE
WF02_Q45	Since [(WH02_Q20M & WH02_Q20Y or WH02_Q20A) OR (WF02_Q20M & WF02_Q20Y or WF02_Q20A)], have you ever been away from work for more than 3 months because of a lack of work, sickness, maternity/paternity leave, retirement, or any other reason?	D - 200
WF02_Q46	Since [(WH02_Q20M & WH02_Q20Y or WH02_Q20A) OR (WF02_Q20M & WF02_Q20Y or WF02_Q20A)], did you ever work less than 30 hours per week?	D - 200
WF02_Q48	Did your absence from work happen before you started working less than 30 hours per week?	D - 201
WP02_Q40	Were you mainly ...	D - 201
WP02_Q42	Why did you work less than 30 hours per week?	D - 202
WP02_Q45	Since [(WH02_Q20M & WH02_Q20Y or WH02_Q20A) OR (WP02_Q20M & WP02_Q20Y or WP02_Q20A)], have you ever been away from work for more than 3 months because of a lack of work, sickness, maternity/paternity leave, retirement, or any other reason?	D - 202
WP02_Q46	Since [(WH02_Q20M & WH02_Q20Y or WH02_Q20A) OR (WP02_Q20M & WP02_Q20Y or WP02_Q20A)], did you ever work for 30 hours or more per week?	D - 203
WP02_Q48	Did your absence from work happen before you started working 30 hours or more per week?	D - 203
WH02_Q60_C01	Reason for that absence from work? Seasonal worker.	D - 204
WH02_Q60_C02	Reason for that absence from work? Temporary layoff/end of contract.	D - 204
WH02_Q60_C03	Reason for that absence from work? Lack of work.	D - 205
WH02_Q60_C04	Reason for that absence from work? Business or company closure.	D - 205
WH02_Q60_C05	Reason for that absence from work? Moved or transferred.	D - 206
WH02_Q60_C06	Reason for that absence from work? Changed jobs.	D - 206
WH02_Q60_C07	Reason for that absence from work? Own illness, disability or accident.	D - 207
WH02_Q60_C08	Reason for that absence from work? Immigration/emigration.	D - 207
WH02_Q60_C09	Reason for that absence from work? Returned to school.	D - 208
WH02_Q60_C10	Reason for that absence from work? Retired.	D - 208
WH02_Q60_C11	Reason for that absence from work? Maternity/paternity leave.	D - 209
WH02_Q60_C12	Reason for that absence from work? Child care.	D - 209
WH02_Q60_C13	Reason for that absence from work? Eldercare.	D - 210
WH02_Q60_C14	Reason for that absence from work? Marriage.	D - 210
WH02_Q60_C15	Reason for that absence from work? Personal or family responsibilities (other than child care or eldercare).	D - 211
WH02_Q60_C16	Reason for that absence from work? Other reason.	D - 211
WH02_Q60_C17	Reason for that absence from work? Personal choice (e.g. to travel, sabbatical, did not want to work, not satisfied, etc.).	D - 212
SAW02_Q10	Did you return to seasonal work after that absence from work?	D - 212
SAW02_Q30	Since [(WH02_Q20M & WH02_Q20Y or WH02_Q20A) OR (WF02_Q20M & WF02_Q20Y or WF02_Q20A) OR (WP02_Q20M & WP02_Q20Y or WP02_Q20A)], were you always a seasonal worker or self-employed?	D - 213
SAW02_Q60	Did you start working after being a seasonal worker or self-employed?	D - 213
WH03_Q10	Did you start working after that absence from work?	D - 214
AGE_WK3BEGC	Age of respondent at the beginning of third work period.	D - 214
AGE_WK3ENDC	Age of respondent at the end of third work period.	D - 215
DUR_WK3	Length of respondent's third work period (in months).	D - 215
WH03_Q30	Were you working 30 hours or more per week?	D - 216
WF03_Q40	Were you mainly ...	D - 216
WF03_Q45	Since [(WH03_Q20M & WH03_Q20Y or WH03_Q20A) OR (WF03_Q20M & WF03_Q20Y or WF03_Q20A)], have you ever been away from work for more than 3 months because of a lack of work, sickness, maternity/paternity leave, retirement, or any other reason?	D - 217
WF03_Q46	Since [(WH03_Q20M & WH03_Q20Y or WH03_Q20A) OR (WF03_Q20M & WF03_Q20Y or WF03_Q20A)], did you ever work less than 30 hours per week?	D - 217
WF03_Q48	Did your absence from work happen before you started working less than 30 hours per week?	D - 218
WP03_Q40	Were you mainly ...	D - 218
WP03_Q42	Why did you work less than 30 hours per week?	D - 219

VARIABLE	VARIABLE DESCRIPTION	PAGE
WP03_Q45	Since [(WH03_Q20M & WH03_Q20Y or WH03_Q20A) OR (WP03_Q20M & WP03_Q20Y or WP03_Q20A)], have you ever been away from work for more than 3 months because of a lack of work, sickness, maternity/paternity leave, retirement, or any other reason?	D - 219
WP03_Q46	Since [WH03_Q20M & WH03_Q20Y or WH03_Q20A) OR (WP03_Q20M & WP03_Q20Y or WP03_Q20A)], did you ever work for 30 hours or more per week?	D - 220
WP03_Q48	Did your absence from work happen before you started working 30 hours or more per week?	D - 220
WH03_Q60_C01	Reason for that absence from work? Seasonal worker.	D - 221
WH03_Q60_C02	Reason for that absence from work? Temporary layoff/end of contract.	D - 221
WH03_Q60_C03	Reason for that absence from work? Lack of work.	D - 222
WH03_Q60_C04	Reason for that absence from work? Business or company closure.	D - 222
WH03_Q60_C05	Reason for that absence from work? Moved or transferred.	D - 223
WH03_Q60_C06	Reason for that absence from work? Changed jobs.	D - 223
WH03_Q60_C07	Reason for that absence from work? Own illness, disability or accident.	D - 224
WH03_Q60_C08	Reason for that absence from work? Immigration/emigration.	D - 224
WH03_Q60_C09	Reason for that absence from work? Returned to school.	D - 225
WH03_Q60_C10	Reason for that absence from work? Retired.	D - 225
WH03_Q60_C11	Reason for that absence from work? Maternity/paternity leave.	D - 226
WH03_Q60_C12	Reason for that absence from work? Child care.	D - 226
WH03_Q60_C13	Reason for that absence from work? Eldercare.	D - 227
WH03_Q60_C14	Reason for that absence from work? Marriage.	D - 227
WH03_Q60_C15	Reason for that absence from work? Personal or family responsibilities (other than child care or eldercare).	D - 228
WH03_Q60_C16	Reason for that absence from work? Other reason.	D - 228
WH03_Q60_C17	Reason for that absence from work? Personal choice (e.g. to travel, sabbatical, did not want to work, not satisfied, etc.).	D - 229
SAW03_Q10	Did you return to seasonal work after that absence from work?	D - 229
SAW03_Q30	Since [(WH03-Q20M & WH03_Q20Y or WH03_Q20A) OR (WF03_Q20M & WF03_Q20Y or WF03_Q20A) OR (WP03_Q20M & WP03_Q20Y or WP03_Q20A)], were you always a seasonal worker or self-employed?	D - 230
SAW03_Q60	Did you start working after being a seasonal worker or self-employed?	D - 230
WH04_Q10	Did you start working after that absence from work?	D - 231
AGE_WK4BEGC	Age of respondent at the beginning of fourth work period.	D - 231
AGE_WK4ENDC	Age of respondent at the end of fourth work period.	D - 232
DUR_WK4	Length of respondent's fourth work period (in months).	D - 232
WH04_Q30	Were you working 30 hours or more per week?	D - 233
WF04_Q40	Were you mainly ...	D - 233
WF04_Q45	Since [(WH04_Q20M & WH04_Q20Y or WH04_Q20A) OR (WF04_Q20M & WF04_Q20Y or WF04_Q20A)], have you ever been away from work for more than 3 months because of a lack of work, sickness, maternity/paternity leave, retirement, or any other reason?	D - 234
WF04_Q46	Since [(WH04_Q20M & WH04_Q20Y or WH04_Q20A) OR (WF04_Q20M & WF04_Q20Y or WF04_Q20A)], did you ever work less than 30 hours per week?	D - 234
WF04_Q48	Did your absence from work happen before you started working less than 30 hours per week?	D - 235
WP04_Q40	Were you mainly ...	D - 235
WP04_Q42	Why did you work less than 30 hours per week?	D - 236
WP04_Q45	Since [(WH04_Q20M & WH04_Q20Y or WH04_Q20A) OR (WP04_Q20M & WP04_Q20Y or WP04_Q20A)], have you ever been away from work for more than 3 months because of a lack of work, sickness, maternity/paternity leave, retirement, or any other reason?	D - 236
WP04_Q46	Since [(WH04_Q20M & WH04_Q20Y or WH04_Q20A) OR (WP04_Q20M & WP04_Q20Y or WP04_Q20A)], did you ever work for 30 hours or more per week?	D - 237
WP04_Q48	Did your absence from work happen before you started working 30 or more hours per week?	D - 237
WH04_Q60_C01	Reason for that absence from work? Seasonal worker.	D - 238
WH04_Q60_C02	Reason for that absence from work? Temporary layoff/end of contract.	D - 238

VARIABLE	VARIABLE DESCRIPTION	PAGE
----------	----------------------	------

WH04_Q60_C03	Reason for that absence from work? Lack of work.	D - 239
WH04_Q60_C04	Reason for that absence from work? Business or company closure.	D - 239
WH04_Q60_C05	Reason for that absence from work? Moved or transferred.	D - 240
WH04_Q60_C06	Reason for that absence from work? Changed jobs.	D - 240
WH04_Q60_C07	Reason for that absence from work? Own illness, disability or accident.	D - 241
WH04_Q60_C08	Reason for that absence from work? Immigration/emigration.	D - 241
WH04_Q60_C09	Reason for that absence from work? Returned to school.	D - 242
WH04_Q60_C10	Reason for that absence from work? Retired.	D - 242
WH04_Q60_C11	Reason for that absence from work? Maternity/paternity leave.	D - 243
WH04_Q60_C12	Reason for that absence from work? Child care.	D - 243
WH04_Q60_C13	Reason for that absence from work? Eldercare.	D - 244
WH04_Q60_C14	Reason for that absence from work? Marriage.	D - 244
WH04_Q60_C15	Reason for that absence from work? Personal or family responsibilities (other than child care or eldercare).	D - 245
WH04_Q60_C16	Reason for that absence from work? Other reason.	D - 245
WH04_Q60_C17	Reason for that absence from work? Personal choice (e.g. to travel, sabbatical, did not want to work, not satisfied, etc.).	D - 246
SAW04_Q10	Did you return to seasonal work after that absence from work?	D - 246
SAW04_Q30	Since [(WH04_Q20M & WH04_Q20Y or WH04_Q20A) OR (WF04_Q20M & WF04_Q20Y or WF04_Q20A) OR (WP04_Q20M & WP04_Q20Y or WP04_Q20A)], were you always a seasonal worker or self-employed?	D - 247
SAW04_Q60	Did you start working after being a seasonal worker or self-employed?	D - 247
WH05_Q10	Did you start working after that absence from work?	D - 248
AGE_WK5BEGC	Age of respondent at the beginning of fifth work period.	D - 248
AGE_WK5ENDC	Age of respondent at the end of fifth work period.	D - 249
DUR_WK5	Length of respondent's fifth work period (in months).	D - 249
WH05_Q30	Were you working 30 hours or more per week?	D - 250
WF05_Q40	Were you mainly ...	D - 250
WF05_Q45	Since [(WH05_Q20M & WH05_Q20Y or WH05_Q20A) OR (WF05_Q20M & WF05_Q20Y or WF05_Q20A)], have you ever been away from work for more than 3 months because of a lack of work, sickness, maternity/paternity leave, retirement or any other reason?	D - 251
WF05_Q46	Since [(WH05_Q20M & WH05_Q20Y or WH05_Q20A) OR (WF05_Q20M & WF05_Q20Y or WF05_Q20A)], did you ever work less than 30 hours per week?	D - 251
WF05_Q48	Did your absence from work happen before you started working less than 30 hours per week?	D - 252
WP05_Q40	Were you mainly ...	D - 252
WP05_Q42	Why did you work less than 30 hours per week?	D - 253
WP05_Q45	Since [(WH05_Q20M & WH05_Q20Y or WH05_Q20A) OR (WP05_Q20M & WP05_Q20Y or WP05_Q20A)], have you ever been away from work for more than 3 months because of a lack of work, sickness, maternity/paternity leave, retirement, or any other reason?	D - 253
WP05_Q46	Since [(WH05_Q20M & WH05_Q20Y or WH05_Q20A) OR (WP05_Q20M & WP05_Q20Y or WP05_Q20A)], did you ever work for 30 hours or more per week?	D - 254
WP05_Q48	Did your absence from work happen before you started working 30 hours or more per week?	D - 254
WH05_Q60_C01	Reason for that absence from work? Seasonal worker.	D - 255
WH05_Q60_C02	Reason for that absence from work? Temporary layoff/end of contract.	D - 255
WH05_Q60_C03	Reason for that absence from work? Lack of work.	D - 255
WH05_Q60_C04	Reason for that absence from work? Business or company closure.	D - 256
WH05_Q60_C05	Reason for that absence from work? Moved or transferred.	D - 256
WH05_Q60_C06	Reason for that absence from work? Changed jobs.	D - 256
WH05_Q60_C07	Reason for that absence from work? Own illness, disability or accident.	D - 257
WH05_Q60_C08	Reason for that absence from work? Immigration/emigration.	D - 257
WH05_Q60_C09	Reason for that absence from work? Returned to school.	D - 257
WH05_Q60_C10	Reason for that absence from work? Retired.	D - 258
WH05_Q60_C11	Reason for that absence from work? Maternity/paternity leave.	D - 258
WH05_Q60_C12	Reason for that absence from work? Child care.	D - 258

VARIABLE	VARIABLE DESCRIPTION	PAGE
----------	----------------------	------

WH05_Q60_C13	Reason for that absence from work? Eldercare.	D - 259
WH05_Q60_C14	Reason for that absence from work? Marriage.	D - 259
WH05_Q60_C15	Reason for that absence from work? Personal or family responsibilities (other than child care or eldercare).	D - 259
WH05_Q60_C16	Reason for that absence from work? Other reason.	D - 260
SAW05_Q10	Did you return to seasonal work after that absence from work?	D - 260
SAW05_Q30	Since [(WH05_Q20M and WH05_Q20Y or WH05_Q20A) or (WF05_Q20M and WF05_Q20Y or WF05_Q20A) or (WP05_Q20M and WP05_Q20Y or WP05_Q20A)], were you always a seasonal worker or self-employed?	D - 261
SAW05_Q60	Did you start working after being a seasonal worker or self-employed?	D - 261
WHE_Q80	Are you presently working?	D - 262
WKSTATUS	Respondent's work status since beginning of career.	D - 262
WKTYPE	Work type since beginning of career.	D - 263
DUR_WKTOT	Length of respondent's total work period (in months), since the beginning of his/her professional life.	D - 263
NO_INT	Total number of work interruptions the respondent has had.	D - 264
AGE_INT1BEGC	Respondent's age at the beginning of the first work interruption.	D - 264
AGE_INT1ENDC	Respondent's age at the end of the first work interruption.	D - 265
DUR_INT1	Length of respondent's first work interruption (in months).	D - 265
RANK_INT1	Rank of respondent's first work interruption among all work periods.	D - 266
AGE_INT2BEGC	Respondent's age at the beginning of the second work interruption.	D - 266
AGE_INT2ENDC	Respondent's age at the end of the second work interruption.	D - 267
DUR_INT2	Length of respondent's second work interruption (in months).	D - 267
RANK_INT2	Rank of respondent's second work interruption among all work periods.	D - 268
AGE_INT3BEGC	Respondent's age at the beginning of the third work interruption.	D - 268
AGE_INT3ENDC	Respondent's age at the end of the third work interruption.	D - 269
DUR_INT3	Length of respondent's third work interruption (in months).	D - 269
RANK_INT3	Rank of respondent's third work interruption among all work periods.	D - 270
AGE_INT4BEGC	Respondent's age at the beginning of the fourth work interruption.	D - 270
AGE_INT4ENDC	Respondent's age at the end of the fourth work interruption.	D - 271
DUR_INT4	Length of respondent's fourth work interruption (in months).	D - 271
RANK_INT4	Rank of respondent's fourth work interruption among all work periods.	D - 272
AGE_INT5BEGC	Respondent's age at the beginning of the fifth work interruption.	D - 272
AGE_INT5ENDC	Respondent's age at the end of the fifth work interruption.	D - 273
DUR_INT5	Length of respondent's fifth work interruption (in months).	D - 273
RANK_INT5	Rank of respondent's fifth work interruption among all work periods.	D - 273
NO_MAT	Number of maternity leaves taken by respondent.	D - 274
AGE_MAT1BEG	Age of respondent at the beginning of her first maternity leave.	D - 274
AGE_MAT1END	Age of respondent at the end of her first maternity leave.	D - 275
DUR_MAT1	Length of respondent's first maternity leave (in months).	D - 275
AGE_MAT2BEG	Age of respondent at the beginning of her second maternity leave.	D - 276
AGE_MAT2END	Age of respondent at the end of her second maternity leave.	D - 276
DUR_MAT2	Length of respondent's second maternity leave (in months).	D - 277
AGE_MAT3BEG	Age of respondent at the beginning of her third maternity leave.	D - 277
AGE_MAT3END	Age of respondent at the end of her third maternity leave.	D - 278
DUR_MAT3	Length of respondent's third maternity leave (in months).	D - 278
AGE_MAT4BEG	Age of respondent at the beginning of her fourth maternity leave.	D - 279
AGE_MAT4END	Age of respondent at the end of her fourth maternity leave.	D - 279
DUR_MAT4	Length of respondent's fourth maternity leave (in months).	D - 280
AGE_MAT5BEG	Age of respondent at the beginning of her fifth maternity leave.	D - 280
AGE_MAT5END	Age of respondent at the end of her fifth maternity leave.	D - 281
DUR_MAT5	Length of respondent's fifth maternity leave (in months).	D - 281
NO_PAT	Number of paternity leaves taken by respondent.	D - 282
AGE_PAT1BEG	Age of respondent at the beginning of his first paternity leave.	D - 282
AGE_PAT1END	Age of respondent at the end of his first paternity leave.	D - 283
DUR_PAT1	Length of respondent's first paternity leave (in months).	D - 283
AGE_PAT2BEG	Age of respondent at the beginning of his second paternity leave.	D - 284
AGE_PAT2END	Age of respondent at the end of his second paternity leave.	D - 284

VARIABLE	VARIABLE DESCRIPTION	PAGE
DUR_PAT2	Length of respondent's second paternity leave (in months).	D - 285
AGE_PAT3BEG	Age of respondent at the beginning of his third paternity leave.	D - 285
AGE_PAT3END	Age of respondent at the end of his third paternity leave.	D - 286
DUR_PAT3	Length of respondent's third paternity leave (in months).	D - 286
ACMYRC	Main activity of the respondent in the last 12 months.	D - 287
EDUSTAT	Full-time or part-time education status for the respondent.	D - 287
PW_Q130	Did you have a job or were you self-employed at any time during the past 12 months?	D - 288
AGELTWKC	Age of the respondent when they last did paid work.	D - 288
PW_Q150	Were you mainly ...	D - 289
PW_Q160	Did you have any paid employees?	D - 289
PW_Q161	About how many employees did you have?	D - 290
WKWE	Number of weeks during the past 12 months the respondent was employed.	D - 290
WKWEHR	Number of hours usually worked at all jobs in a week.	D - 291
PW_Q190	Some people do all or some of their paid work at home. Excluding overtime, do you usually work any of your scheduled hours at home?	D - 291
WKWEHOHR	Number of paid hours per week usually worked at home.	D - 292
NAICS16	North American Industrial Classification System of the respondent - 16 categories.	D - 292
SOC91C08	Standard Occupational Classification (1991) of the respondent - 8 categories.	D - 293
SOC91C10	Standard Occupational Classification (1991) of the respondent - 10 categories.	D - 294
PW_Q410	Which of the following best describes the hours you usually work at this job?	D - 294
PW_Q510	Are you satisfied or dissatisfied with the balance between your job and family and home life?	D - 295
PW_Q520_C01	Why are you dissatisfied? Not enough time for family (include spouse/partner and children).	D - 295
PW_Q520_C02	Why are you dissatisfied? Spends too much time on job/main activity.	D - 296
PW_Q520_C03	Why are you dissatisfied? Not enough time for other activities (exclude work or family related activities).	D - 296
PW_Q520_C04	Why are you dissatisfied? Cannot find suitable employment activities).	D - 296
PW_Q520_C05	Why are you dissatisfied? Employment related reason(s) (exclude spending too much time on job).	D - 297
PW_Q520_C06	Why are you dissatisfied? Health reasons (include sleep disorders).	D - 297
PW_Q520_C07	Why are you dissatisfied? Family related reason(s) (exclude not enough time for family).	D - 297
PW_Q520_C08	Why are you dissatisfied? Other reason(s).	D - 298
WR_Q100	Have you ever retired from a former employer?	D - 298
AGE_RETIREDC	Age respondent retired.	D - 299
BRTHCAN	Country of birth of the respondent.	D - 299
BRTHPRVC	Province of birth of respondent.	D - 300
BRTHREGC	Country or region of birth of the respondent.	D - 300
AGEARRIGRC	Age groups of the respondent when came to live permanently in Canada.	D - 301
POR_Q20	When you were 15 years of age, what was the approximate population of the city/town you lived in? Was it ...	D - 301
MIG_Q010	Did you leave [BPR_Q20] after the age of 15?	D - 302
MIG_Q020	After you left [BPR_Q20], did you go directly to live in [PRRES]?	D - 302
MIG_Q030	Since the age of 15, did you ever live in a province other than [PRRES] or outside Canada for a period of more than 6 months?	D - 303
MIG_Q040	Since your arrival in Canada, did you ever live in a province other than [PRRES] or outside Canada for a period of more than 6 months?	D - 303
MIG_Q050	Since the age of 15, did you live in a province other than [PRRES] or outside Canada for a period of more than 6 months?	D - 304
MIG_Q060	Did you ever live in a province other than [PRRES] or outside Canada for a period of more than 6 months?	D - 304
MIG_Q080C	Since the age of 15, in which province or country did you first live in for a period of more than 6 months?	D - 305
MIG_Q090C	In which province or country did you first live in for a period of more than 6 months? (After the age of 15)?	D - 306
AGE_FIRSTOTHPRV	Age of respondent when MOVED to live in another province for more than 6 months.	D - 306
DUR_FIRSTOTHPRV	Duration of stay in months the FIRST TIME the respondent lived in a province or outside Canada for a period of more than 6 months since the age of 15.	D - 307

VARIABLE	VARIABLE DESCRIPTION	PAGE
MIG_Q120C	In what province or country did you live in next for more than 6 months?	D - 307
DUR_NXTOTHPRV	Duration of stay in months the SECOND TIME the respondent lived in a province or outside Canada for a period of more than 6 months since the age of 15.	D - 308
DWELC	Dwelling type of the respondent.	D - 308
DWELLOWN	Is this dwelling owned by a member of this household?	D - 309
LANCH	First childhood language of the respondent.	D - 309
LANCHSUE	Respondent still understands first childhood language -English.	D - 310
LANCHSUF	Respondent still understands first childhood language -French.	D - 310
LANCHSUO	Respondent still understands first childhood language - Other.	D - 310
LANHSDC	Respondent's household language.	D - 311
RELIG6	Religion of respondent. In six categories.	D - 311
RELIGATT	Religious attendance of the respondent.	D - 312
RL_Q120	At the age of 15, other than on special occasions, (such as weddings, funerals or baptisms) did you attend religious services or meetings ...	D - 312
ACMPRYR	During the past 12 months, was your spouse's/partner's main activity working at a paid job or business, looking for paid work, going to school, caring for children, household work, retired or something else?	D - 313
MAP_Q20	Was he/she studying full-time or part-time?	D - 313
MAP_Q30	Did he/she have a job or was he/she self-employed at any time during the past 12 months?	D - 314
MAP_Q31	How many weeks did he/she work during the past 12 months?	D - 314
MAP_Q32	Was he/she working full-time or part-time?	D - 315
MAP_Q40	During the past 12 months, was he/she ever without a job AND looking for work?	D - 315
EDUPR5	Respondent's spouse/partner's education level	D - 316
EDUPR10	Respondent's spouse/partner's education level.	D - 316
IN_Q0110	Various measures of income are needed to study the relationship between an individual's overall economic situation and their family life. What was your main source of income during the past 12 months?	D - 317
INCM	Annual personal income of the respondent.	D - 318
INCMMEMC	Not including the respondent, number of household members receiving income from any source, during the past 12 months.	D - 318
INCMHSD	Total household income.	D - 319

Public Use Microdata File - Main File

Variable Name: **AGEGR5** Position: 18 Length: 2

Age group of the respondent.

		FREQ	WTD
01	15 to 17	856	1,211,257
02	18 to 19	640	862,535
03	20 to 24	1,647	2,097,972
04	25 to 29	1,979	2,105,364
05	30 to 34	2,357	2,259,940
06	35 to 39	2,748	2,642,599
07	40 to 44	2,483	2,657,890
08	45 to 49	2,183	2,384,040
09	50 to 54	2,083	2,109,372
10	55 to 59	1,692	1,629,471
11	60 to 64	1,353	1,283,941
12	65 to 69	1,220	1,120,162
13	70 to 74	1,137	986,344
14	75 to 79	970	788,438
15	80 years and over	962	788,573
		=====	=====
		24,310	24,927,899

Coverage: All respondents.
 Source: General Social Survey 2001, household composition matrix.
 Format: I2
 Weight variable: WGHT_PER

Variable Name: **AGEGR10** Position: 20 Length: 2

Age group of the respondent.

		FREQ	WTD
01	15 to 24	3,143	4,171,765
02	25 to 34	4,336	4,365,304
03	35 to 44	5,231	5,300,489
04	45 to 54	4,266	4,493,412
05	55 to 64	3,045	2,913,413
06	65 to 74	2,357	2,106,506
07	75 years and over	1,932	1,577,011
		=====	=====
		24,310	24,927,899

Coverage: All respondents.
 Source: General Social Survey 2001, household composition matrix.
 Format: I2
 Weight variable: WGHT_PER

Variable Name: **SEX** Position: 22 Length: 1

Sex of respondent.

		FREQ	WTD
1	Male	10,664	12,270,662
2	Female	13,646	12,657,237
		=====	=====
		24,310	24,927,899

Coverage: All respondents.
 Source: General Social Survey 2001, household composition matrix.
 Format: I1
 Weight variable: WGHT_PER

Variable Name: **MARSTAT** Position: 23 Length: 1

Marital status of the respondent.

		FREQ	WTD
1	Living common-law	2,082	2,427,299
2	Married	11,186	12,930,493
3	Widowed	2,116	1,345,930
4	Divorced	1,829	1,185,598
5	Separated	870	582,405
6	Single (Never married)	6,173	6,404,614
8	Don't know	51	47,237
9	Not stated	3	4,322
		=====	=====
		24,310	24,927,899

Coverage: All respondents.
 Source: General Social Survey 2001, household composition matrix.
 Format: I1
 Weight variable: WGHT_PER

Variable Name: **AGEPRGRDIF** Position: 24 Length: 2

Age difference between respondent and spouse/partner.

		FREQ	WTD
01	Respondent is 11 + years older	342	437,525
02	Respondent is 6 to 10 years older	1,065	1,329,465
03	Respondent is 5 years older	471	589,947
04	Respondent is 4 years older	558	710,765
05	Respondent is 3 years older	760	933,921
06	Respondent is 2 years older	1,039	1,255,349
07	Respondent is 1 year older	1,184	1,431,934
08	Respondent and spouse/partner are same age	1,509	1,740,576
09	Respondent is 1 year younger	1,304	1,463,784
10	Respondent is 2 years younger	1,112	1,230,149
11	Respondent is 3 years younger	870	944,790
12	Respondent is 4 years younger	689	771,415
13	Respondent is 5 years younger	537	578,568
14	Respondent is 6 to 10 years younger	1,194	1,337,002
15	Respondent is 11 + years younger	399	434,957
97	Not asked - no spouse/partner in household	11,277	9,737,754
98	Don't know	0	0
99	Not stated	0	0
		=====	=====
		24,310	24,927,899

Coverage: Respondents who answered MA0_Q101 = 1 or MA0_Q102 = 1, 2 or (MA0_Q102 = 9 and MARSTAT = 2) or CU0_Q102 = 1.

Source: General Social Survey 2001, household composition matrix.

Format: I2

Weight variable: WGHT_PER

Variable Name: **SEXPR** Position: 26 Length: 1

Sex of the respondent's spouse/partner within the household.

		FREQ	WTD
0	Respondent has no partner in the household	11,220	9,700,672
1	Respondent has a male partner in the household	7,053	7,568,873
2	Respondent has a female partner in the household	6,037	7,658,354
		=====	=====
		24,310	24,927,899

Coverage: All respondents.

Source: General Social Survey 2001, household composition matrix.

Format: I1

Weight variable: WGHT_PER

Variable Name: **PRTYPEC** Position: 27 Length: 1

Type of partner the respondent has within the household.

		FREQ	WTD
0	Respondent has no partner in the household	11,220	9,700,672
1	Respondent has a married partner in the household	11,018	12,807,350
2	Respondent has a common-law partner in the household	2,072	2,419,877
		=====	=====
		24,310	24,927,899

Coverage: All respondents.
Source: General Social Survey 2001, household composition matrix.
Format: I1
Weight variable: WGHT_PER

Variable Name: **CHRINHSDC** Position: 28 Length: 2

Number of respondent's child(ren) living in the household (any age or marital status)

		FREQ	WTD
0	None	15,783	14,895,551
1	One	3,577	4,004,117
2	Two	3,483	4,174,610
3	Three	1,135	1,424,819
4	Four or more	332	428,803
		=====	=====
		24,310	24,927,899

Coverage: All respondents.
Source: General Social Survey 2001, household composition matrix.
Format: I2
Weight variable: WGHT_PER
Note: This variable is derived with the sum of adopted child, step child and birth child.

Variable Name: **PARHSDC** Position: 30 Length: 1

Type of parents the respondent has within the household.

		FREQ	WTD
1	Two biological parents	1,506	2,659,711
2	Biological/adoptive parents or biological/adoptive/step-parents	237	383,696
3	Only one parent	812	1,029,903
7	Not applicable - no parents in the household	21,755	20,854,589
		=====	=====
		24,310	24,927,899

Coverage: All respondents.
Source: General Social Survey 2001, household composition matrix.
Format: I1
Weight variable: WGHT_PER

Variable Name: **LIVARR08** Position: 31 Length: 2

Living arrangement of respondent's household.

		FREQ	WTD
01	Under 25 years of age not living with parents	1,259	1,183,845
02	Under 25 years of age living with both parents	1,430	2,448,297
03	Under 25 years of age living with mother only	341	400,403
04	Under 25 years of age living with father only	113	139,220
05	25 years of age or older not living with parents	20,496	19,670,744
06	25 years of age or older living with both parents	313	595,110
07	25 years of age or older living with mother only	297	404,496
08	25 years of age or older living with father only	61	85,784
		=====	=====
		24,310	24,927,899

Coverage: All respondents.
 Source: General Social Survey 2001, household composition matrix.
 Format: I2
 Weight variable: WGHT_PER

Variable Name: **LIVARR12** Position: 33 Length: 2

Living arrangement of respondent's household.

		FREQ	WTD
01	Alone	6,089	3,324,269
02	Spouse only	6,009	6,161,468
03	Spouse and single child < 25 years of age	6,405	7,971,230
04	Spouse and single child 25 years of age or older	374	595,223
05	Spouse and non-single child(ren)	86	147,801
06	Spouse and other	216	351,505
07	No spouse and single child < 25 years of age	1,404	1,002,958
08	No spouse and single child 25 years of age or older	169	192,723
09	No spouse and non-single child(ren)	91	125,519
10	Living with 2 parents	1,670	2,887,426
11	Living with 1 parent	667	797,215
12	Other living arrangement	1,130	1,370,561
		=====	=====
		24,310	24,927,899

Coverage: All respondents.
 Source: General Social Survey 2001, household composition matrix.
 Format: I2
 Weight variable: WGHT_PER

Variable Name: **HSDSIZEC** Position: 35 Length: 1

Household size of respondent.

		FREQ	WTD
1	One household member	6,089	3,324,269
2	Two household members	7,945	7,876,318
3	Three household members	3,986	4,819,823
4	Four household members	4,029	5,380,429
5	Five household members	1,591	2,317,201
6	Six household members or more	670	1,209,860
		=====	=====
		24,310	24,927,899

Coverage: All respondents.
 Source: General Social Survey 2001, household composition matrix.
 Format: I1
 Weight variable: WGHT_PER

Variable Name: **FAMTYPE** Position: 36 Length: 1

Respondent's type of family structure.

		FREQ	WTD
1	Couple only	6,304	6,642,020
2	Intact family	7,431	10,088,224
3	Step-family with common child	344	429,288
4	Step-family without a common child	681	955,122
5	Lone parent family	2,257	2,009,932
7	Not applicable - no spouse/partner or children in household	7,293	4,803,313
		=====	=====
		24,310	24,927,899

Coverage: All respondents.
 Source: General Social Survey 2001, household composition matrix.
 Format: I1
 Weight variable: WGHT_PER

Note: This variable was derived using the children listed on the household composition matrix only. In cases of multigenerational households where the respondent lived with a spouse or partner as well as a child and a grandchild, FAMTYPE was set to 1. In cases where the respondent had no children in the household and lived with only one parent, FAMTYPE was set to 5. An intact family refers to a now-married or common-law couple where all children (listed in the household composition matrix) have both biological parents in the household. A step family refers to a now-married or common-law couple in which at least one of the children (listed in the household composition matrix) is in a step relationship with one of the parents. The respondent might be a parent or a child aged 15 or older in the family.

Variable Name: **CHDINFTC** Position: 37 Length: 1

Number of respondent's children living in household full-time.

		FREQ	WTD
0	No children	7,890	6,537,941
1	One child	3,405	3,855,415
2	Two children	3,260	3,897,606
3	Three children	1,061	1,306,302
4	Four or more children	288	356,778
7	Not asked	8,193	8,670,647
8	Don't know	4	8,029
9	Not stated	209	295,181
		=====	=====
		24,310	24,927,899

Coverage: Respondents having at least one child.
 Source: General Social Survey 2001, household composition matrix.
 Format: I1
 Weight variable: WGHT_PER

Variable Name: **CHDINPTC** Position: 38 Length: 1

Number of respondent's children living in household part-time.

		FREQ	WTD
0	No children	15,003	15,029,705
1	One child	763	885,750
2	Two children	188	179,189
3	Three children	33	39,536
4	Four or more children	6	6,198
7	Not asked	8,193	8,670,647
8	Don't know	43	40,804
9	Not stated	81	76,069
		=====	=====
		24,310	24,927,899

Coverage: Respondents having at least one child.
 Source: General Social Survey 2001, household composition matrix.
 Format: I1
 Weight variable: WGHT_PER

Variable Name: **CHDOUTC** Position: 39 Length: 1

Number of respondent's children living outside household.

		FREQ	WTD
0	No children	7,434	8,356,713
1	One child	2,240	2,266,077
2	Two children	2,971	2,718,591
3	Three children	1,682	1,450,100
4	Four children	861	729,516
5	Five or more children	805	619,382
7	Not asked	8,193	8,670,647
8	Don't know	44	41,673
9	Not stated	80	75,200
		=====	=====
		24,310	24,927,899

Coverage: Respondents having at least one child.
 Source: General Social Survey 2001, household composition matrix.
 Format: I1
 Weight variable: WGHT_PER

Variable Name: **CHDDECC** Position: 40 Length: 1

Number of respondent's children deceased.

		FREQ	WTD
0	No children	15,263	15,536,919
1	One child	748	641,470
2	Two children	93	70,195
3	Three children	6	4,202
4	Four children	5	2,843
5	Five or more children	2	1,623
7	Not asked	8,193	8,670,647
8	Don't know	0	0
9	Not stated	0	0
		=====	=====
		24,310	24,927,899

Coverage: Respondents having at least one child.
 Source: General Social Survey 2001, household composition matrix.
 Format: I1
 Weight variable: WGHT_PER

Variable Name: **TOTALCHDC** Position: 41 Length: 2

Total number of children raised by respondent.

		FREQ	WTD
0	No children	8,193	8,670,647
1	One child	3,385	3,268,913
2	Two children	6,241	6,514,911
3	Three children	3,458	3,593,323
4	Four children	1,675	1,705,861
5	Five children	650	579,341
6	Six children	340	291,276
7	Seven children	147	129,633
8	Eight children	78	61,007
9	Nine children	45	37,484
10	Ten children or more	98	75,502
98	Don't know	0	0
99	Not stated	0	0
		=====	=====
		24,310	24,927,899

Coverage: All respondents.

Source: General Social Survey 2001, household composition matrix.

Format: I2

Weight variable: WGHT_PER

Variable Name: **MULTIGEN** Position: 43 Length: 1

Three-generation or more family in respondent's household.

		FREQ	WTD
1	Yes	526	929,951
2	No	23,784	23,997,948
		=====	=====
		24,310	24,927,899

Coverage: All respondents.

Source: General Social Survey 2001, household composition matrix.

Format: I1

Weight variable: WGHT_PER

Variable Name: **PRV** Position: 44 Length: 2

Province of residence of the respondent.

		FREQ	WTD
10	Newfoundland and Labrador	1,217	440,326
11	Prince Edward Island	622	110,971
12	Nova Scotia	1,221	764,877
13	New Brunswick	1,344	614,155
24	Quebec	4,807	6,027,999
35	Ontario	6,992	9,528,032
46	Manitoba	1,351	900,228
47	Saskatchewan	1,357	788,797
48	Alberta	2,161	2,408,359
59	British Columbia	3,238	3,344,156
		=====	=====
		24,310	24,927,899

Coverage: All respondents.

Source: General Social Survey 2001, derived variable from question DW_Q40.

Format: I2

Weight variable: WGHT_PER

Variable Name: **REGION** Position: 46 Length: 1

Region of residence of the respondent.

		FREQ	WTD
1	Atlantic region	4,404	1,930,328
2	Quebec	4,807	6,027,999
3	Ontario	6,992	9,528,032
4	Prairie region	4,869	4,097,383
5	British Columbia	3,238	3,344,156
		=====	=====
		24,310	24,927,899

Coverage: All respondents.

Source: General Social Survey 2001, derived variable from question DW_Q40.

Format: I1

Weight variable: WGHT_PER

Variable Name: **GU_Q110** Position: 47 Length: 1

When you were born or adopted at birth, were you living with both your birth or adoptive mother AND your birth or adoptive father? (Adoptive parents at birth are considered birth parents in this section.)

		FREQ	WTD
1	Yes (both birth parents)	23,204	23,913,688
2	Yes (adoptive parents at birth)	266	233,403
3	No	781	726,125
8	Don't know	22	21,387
9	Not stated	37	33,296
		=====	=====
		24,310	24,927,899

Coverage: All respondents.
Source: General Social Survey, 2001.
Format: I1
Weight variable: WGHT_PER

Variable Name: **GU_Q120** Position: 48 Length: 1

Until you were 15, did you always live with both of your birth or adopted parents?

		FREQ	WTD
1	Yes	19,973	20,650,797
2	No	3,485	3,484,413
7	Not asked	840	780,808
8	Don't know	0	0
9	Not stated	12	11,881
		=====	=====
		24,310	24,927,899

Coverage: Respondents who answered GU_Q110 = 1, 2.
Source: General Social Survey, 2001.
Format: I1
Weight variable: WGHT_PER

Variable Name: **GU_Q130** Position: 49 Length: 1

When you were born, did you live with your birth mother?

		FREQ	WTD
1	Yes	590	551,435
2	No	196	180,201
7	Not asked	23,470	24,147,091
8	Don't know	20	19,260
9	Not stated	34	29,912
		=====	=====
		24,310	24,927,899

Coverage: Respondents who answered GU_Q110 = 3, 8, 9.
 Source: General Social Survey, 2001.
 Format: I1
 Weight variable: WGHT_PER

Variable Name: **GU_Q140** Position: 50 Length: 2

Was there a female who took the role of your mother?

		FREQ	WTD
01	Yes, step-mother	6	5,989
02	Yes, grandmother	83	78,439
03	Yes, adoptive mother	19	17,549
04	Yes, foster mother	14	12,156
05	Yes, other female relative	24	18,875
06	Yes, other female	16	17,054
07	No	30	28,037
97	Not asked	24,114	24,747,698
98	Don't know	4	2,103
99	Not stated	0	0
		=====	=====
		24,310	24,927,899

Coverage: Respondents who answered GU_Q130 = 2.
 Source: General Social Survey, 2001.
 Format: I2
 Weight variable: WGHT_PER

Variable Name: **M_ROLE** Position: 52 Length: 1

Status of mother of respondent.

		FREQ	WTD
1	Birth mother	23,794	24,465,123
2	Adoptive mother	285	250,952
3	Other female	143	132,512
4	No female took on the role of mother	30	28,037
8	Don't know	23	20,387
9	Not stated	35	30,887
		=====	=====
		24,310	24,927,899

Coverage: All respondents.

Source: General Social Survey 2001, derived from GU_Q110, GU_Q130, GU_Q140.

Format: I1

Weight variable: WGHT_PER

Variable Name: **GU_Q150** Position: 53 Length: 1

When you were born, did you live with your birth father?

		FREQ	WTD
1	Yes	28	25,746
2	No	170	157,036
7	Not asked	24,060	24,698,526
8	Don't know	17	16,061
9	Not stated	35	30,530
		=====	=====
		24,310	24,927,899

Coverage: Respondents who answered GU_Q130 = 2, 8, 9.

Source: General Social Survey, 2001.

Format: I1

Weight variable: WGHT_PER

Variable Name: **GU_Q160** Position: 54 Length: 2

Was there a male who took the role of your father? (when you were born)

		FREQ	WTD
01	Yes, birth father	45	39,739
02	Yes, step-father	101	94,827
03	Yes, grandfather	100	92,507
04	Yes, adoptive father	33	27,515
05	Yes, foster father	13	11,107
06	Yes, other male relative	30	23,413
07	Yes, other male	31	35,396
08	No	400	377,686
97	Not asked	23,550	24,219,428
98	Don't know	5	4,252
99	Not stated	2	2,029
		=====	=====
		24,310	24,927,899

Coverage: Respondents who answered GU_Q130 = 1 or GU_Q150 = 2.
 Source: General Social Survey, 2001.
 Format: I2
 Weight variable: WGHT_PER

Variable Name: **F_ROLE** Position: 56 Length: 1

Status of father of respondent.

		FREQ	WTD
1	Birth father	23,277	23,979,173
2	Adoptive father	299	260,918
3	Other male	275	257,251
4	No male took on the role of father	400	377,686
8	Don't know	23	21,437
9	Not stated	36	31,435
		=====	=====
		24,310	24,927,899

Coverage: All respondents.
 Source: General Social Survey 2001, derived from GU_Q110, GU_Q150, GU_Q160.
 Format: I1
 Weight variable: WGHT_PER

Variable Name: **GU_Q170** Position: 57 Length: 1

Have your birth parents ever lived together in a common-law relationship?

		FREQ	WTD
1	Yes	139	138,583
2	No	576	526,130
7	Not asked	23,470	24,147,091
8	Don't know	81	76,338
9	Not stated	44	39,756
		=====	=====
		24,310	24,927,899

Coverage: Respondents who answered GU_Q110 = 3, 8, 9 or GU_Q130 = 1, 8, 9.
Source: General Social Survey, 2001.
Format: I1
Weight variable: WGHT_PER

Variable Name: **GU_Q180** Position: 58 Length: 1

Was that before or after you were born?

		FREQ	WTD
1	Before	88	88,903
2	After	33	28,965
3	Both before and after	15	16,591
7	Not asked	24,171	24,789,315
8	Don't know	1	701
9	Not stated	2	3,424
		=====	=====
		24,310	24,927,899

Coverage: Respondents who answered GU_Q170 = 1.
Source: General Social Survey, 2001.
Format: I1
Weight variable: WGHT_PER

Variable Name: **GU_Q190** Position: 59 Length: 1

When you were born (or adopted at birth), were your parents married or living together in a common-law relationship?

		FREQ	WTD
1	Married	22,794	23,446,113
2	Living together in a common-law relationship	557	583,513
3	Other	36	31,618
7	Not asked	840	780,808
8	Don't know	65	69,847
9	Not stated	18	16,000
		=====	=====
		24,310	24,927,899

Coverage: Respondents who answered GU_Q110 = 1, 2.
Source: General Social Survey, 2001.
Format: I1
Weight variable: WGHT_PER

Variable Name: **GU_Q200Y** Position: 60 Length: 4

In what year did they begin living together?

		FREQ	WTD
1924 : 1993		203	217,386
9997	Not asked	23,614	24,205,802
9998	Don't know	474	478,731
9999	Not stated	19	25,979
		=====	=====
		24,310	24,927,899

Coverage: Respondents who answered GU_Q170 = 1 or GU_Q190 = 2.
Source: General Social Survey, 2001.
Format: I4
Weight variable: WGHT_PER

Variable Name: **GU_Q210** Position: 64 Length: 1

Were they ever married (to each other)?

		FREQ	WTD
1	Yes	632	645,311
2	No	727	694,415
7	Not asked	22,794	23,446,113
8	Don't know	101	91,833
9	Not stated	56	50,227
		=====	=====
		24,310	24,927,899

Coverage: Respondents who answered GU_Q170 = 2, 8, 9 or GU_Q190 = 3, 8, 9 or GU_Q200M = 01 to 12, 98, 99.
Source: General Social Survey, 2001.
Format: I1
Weight variable: WGHT_PER

Variable Name: **GU_Q220YC** Position: 65 Length: 4

In what year were they married?

		FREQ	WTD
1900	1900 or less	52	46,068
1901 : 2000		13,218	13,728,384
9997	Not asked	884	836,475
9998	Don't know	9,660	9,758,908
9999	Not stated	496	558,065
		=====	=====
		24,310	24,927,899

Coverage: Respondents who answered GU_Q190 = 1 or GU_Q210 = 1.
Source: General Social Survey, 2001.
Format: I4
Weight variable: WGHT_PER

Variable Name: **BRTHM_LIV** Position: 69 Length: 1

Birth mother respondent still living.

		FREQ	WTD
1	Yes	14,967	16,287,152
2	No	8,699	8,056,281
7	Not asked	556	488,931
8	Don't know	50	55,856
9	Not stated	38	39,679
		=====	=====
		24,310	24,927,899

Coverage: Respondents who answered WWR_Q110 = 1 and not (GU_Q110 = 1 and GU_Q120 = 2).
Source: General Social Survey 2001, derived from PA_Q110 and household composition matrix.
Format: I1
Weight variable: WGHT_PER

Variable Name: **AGE_MDIEDC** Position: 70 Length: 4

Age of respondent when his birth mother died.

		FREQ	WTD
0000 : 0079		7,936	7,379,003
80	80 or more	6	3,200
99.7	Not asked	15,611	16,871,617
99.8	Don't know	697	615,101
99.9	Not stated	60	58,978
		=====	=====
		24,310	24,927,899

Coverage: Respondents who answered PA_Q110 = 2 or WWR_Q121 = 2.
Source: General Social Survey 2001, derived from PA_Q120M, PA_Q120Y, PA_Q120A when PA_Q110 = 2 or WWR_Q130 and WWR_Q131 when WWR_Q121 = 2 and household composition matrix.
Format: 4.1
Weight variable: WGHT_PER

Variable Name: **AGE_SUBTMDTH** Position: 74 Length: 4

Respondent's age at time of substitute mother's death.

		FREQ	WTD
0003 : 0076		432	368,805
99.7	Not asked	23,835	24,523,606
99.8	Don't know	43	35,488
99.9	Not stated	0	0
		=====	=====
		24,310	24,927,899

Coverage: Respondents who answered WWR_Q120 = 2.
 Source: General Social Survey 2001, derived from GU_Q110, WWR_Q130, WWR_Q131 and the household composition matrix.
 Format: 4.1
 Weight variable: WGHT_PER

Variable Name: **BRTHF_LIV** Position: 78 Length: 1

Birth father respondent still living.

		FREQ	WTD
1	Yes	11,406	12,622,088
2	No	11,763	11,254,072
7	Not asked	954	867,568
8	Don't know	136	129,010
9	Not stated	51	55,161
		=====	=====
		24,310	24,927,899

Coverage: Respondents who answered MWR_Q110 = 1 and not (GU_Q110 = 1 and GU_Q120 = 2).
 Source: General Social Survey 2001, derived from PA_Q130 and household composition matrix.
 Format: I1
 Weight variable: WGHT_PER

Variable Name: **AGE_FDIEDC** Position: 79 Length: 4

Age of respondent when his birth father died.

		FREQ	WTD
0000 : 0079		10,779	10,367,651
80	80 or more	2	2,172
99.7	Not asked	12,547	13,673,827
99.8	Don't know	907	806,007
99.9	Not stated	75	78,242
		=====	=====
		24,310	24,927,899

Coverage: Respondents who answered PA_Q130 = 2 or MWR_Q121 = 2.
 Source: General Social Survey 2001, derived from PA_Q140M, PA_Q140Y, PA_Q140A when PA_Q130 = 2 or MWR_Q130 and MWR_Q131 when MWR_Q121 = 2 and household composition matrix.
 Format: F4.1
 Weight variable: WGHT_PER

Variable Name: **AGE_SUBTFDTH** Position: 83 Length: 4

Respondent's age at time of substitute father's death.

		FREQ	WTD
0003 : 0076		590	513,995
99.7	Not asked	23,671	24,373,205
99.8	Don't know	47	37,669
99.9	Not stated	2	3,029
		=====	=====
		24,310	24,927,899

Coverage: Respondents who answered MWR_Q120 = 2.
Source: General Social Survey 2001, derived from GU_Q110, MWR_Q130, MWR_Q131 and the household composition matrix.
Format: F4.1
Weight variable: WGHT_PER

Variable Name: **CHG_BEF_AGE15** Position: 87 Length: 1

Before age 15, were there any changes in the living situation of your parents (or the people who raised you)?

		FREQ	WTD
1	Yes	4,285	4,223,692
2	No	19,947	20,634,423
8	Don't know	29	26,987
9	Not stated	49	42,796
		=====	=====
		24,310	24,927,899

Coverage: All respondents.
Source: General Social Survey, 2001, derived from GU_Q110, GU_Q120 and household composition matrix.
Format: I1
Weight variable: WGHT_PER

Variable Name: **FIRST_CHANGE** Position: 88 Length: 1

Was there a first change in the living situation of your Parents (or the people who raised you)?

		FREQ	WTD
1	Yes	4,285	4,223,692
2	No	19,947	20,634,423
8	Don't know	29	26,987
9	Not stated	49	42,796
		=====	=====
		24,310	24,927,899

Coverage: All respondents.
Source: General Social Survey, 2001, derived from GU_Q110, GU_Q120 and household composition matrix.
Format: I1
Weight variable: WGHT_PER

Variable Name: **CHANGE1** Position: 89 Length: 2

What was the first change?

		FREQ	WTD
01	Lived with mother due to death of father	993	927,077
02	Lived with mother due to separation or divorce of parents	1,243	1,289,423
03	Lived with mother and her new partner/spouse	180	182,424
04	Lived with father due to death of mother	344	324,224
05	Lived with father due to separation or divorce of parents	254	250,242
06	Lived with father and his new partner/spouse	48	49,439
07	Shared living arrangements with both parents due to sep./div.	42	46,834
08	Lived with father and mother	25	27,711
09	Lived with grand parents	184	162,413
10	Lived with other family members	155	153,512
11	Lived in foster home	112	98,318
12	Other	161	151,656
97	Not asked	20,025	20,704,207
98	Don't know	4	3,412
99	Not stated	540	557,007
		=====	=====
		24,310	24,927,899

Coverage: Respondents who answered there was a change in the living situation of their parents (or the people who raised them), before age 15.
 Source: General Social Survey, 2001, derived from GU_Q110, GU_Q120 and household composition matrix.
 Format: I2
 Weight variable: WGHT_PER

Variable Name: **AGE_1ST_CHANGE** Position: 91 Length: 4

Age of respondent at time of first change.

		FREQ	WTD
0000 : 0014		4,087	4,039,342
99.7	Not asked	20,025	20,704,207
99.8	Don't know	183	168,586
99.9	Not stated	15	15,764
		=====	=====
		24,310	24,927,899

Coverage: Respondents who answered there was a change in the living situation of their parents (or the people who raised them), before age 15.
 Source: General Social Survey, 2001.
 Format: F4.1
 Weight variable: WGHT_PER

Variable Name: **SECOND_CHANGE** Position: 95 Length: 1

Was there a second change in the living situation of your parents (or the people who raised you)?

		FREQ	WTD
1	Yes	1,836	1,859,178
2	No	22,422	23,016,545
8	Don't know	14	14,622
9	Not stated	38	37,554
		=====	=====
		24,310	24,927,899

Coverage: All respondents.

Source: General Social Survey, 2001, derived from GU_Q110, GU_Q120 and household composition matrix.

Format: I1

Weight variable: WGHT_PER

Variable Name: **CHANGE2** Position: 96 Length: 2

What was the second change?

		FREQ	WTD
01	Lived with mother due to death of father	47	49,119
02	Lived with mother due to separation or divorce of parents	519	548,314
03	Lived with mother and her new partner/spouse	294	295,143
04	Lived with father due to death of mother	16	13,638
05	Lived with father due to separation or divorce of parents	106	107,166
06	Lived with father and his new partner/spouse	116	118,631
07	Shared living arrangements with both parents due to sep./div.	27	27,486
08	Lived with father and mother	31	30,616
09	Lived with grand parents	37	37,914
10	Lived with other family members	75	68,838
11	Lived in foster home	57	48,013
12	Other	77	68,732
97	Not asked	22,474	23,068,721
98	Don't know	3	1,223
99	Not stated	431	444,345
		=====	=====
		24,310	24,927,899

Coverage: Respondents who answered there was a SECOND change in the living situation of their parents (or the people who raised them), before age 15.

Source: General Social Survey, 2001, derived from GU_Q110, GU_Q120 and household composition matrix.

Format: I2

Weight variable: WGHT_PER

Variable Name: **AGE_2ND_CHANGE** Position: 98 Length: 4

Age of respondent at time of second change.

		FREQ	WTD
0000 : 0014		1,773	1,791,518
99.7	Not asked	22,474	23,068,721
99.8	Don't know	57	59,486
99.9	Not stated	6	8,173
		=====	=====
		24,310	24,927,899

Coverage: Respondents who answered there was a SECOND change in the living situation of their parents (or the people who raised them), before age 15.
Source: General Social Survey, 2001.
Format: F4.1
Weight variable: WGHT_PER

Variable Name: **THIRD_CHANGE** Position: 102 Length: 1

Was there a third change in the living situation of your parents (or the people who raised you)?

		FREQ	WTD
1	Yes	555	551,436
2	No	23,743	24,363,099
8	Don't know	7	9,061
9	Not stated	5	4,303
		=====	=====
		24,310	24,927,899

Coverage: All respondents.
Source: General Social Survey, 2001, derived from GU_Q110, GU_Q120 and household composition matrix.
Format: I1
Weight variable: WGHT_PER

Variable Name: **CHANGE3** Position: 103 Length: 2

What was the third change?

		FREQ	WTD
01	Lived with mother due to death of father	11	11,518
02	Lived with mother due to separation or divorce of parents	109	101,603
03	Lived with mother and her new partner/spouse	214	226,366
04	Lived with father due to death of mother	4	4,566
05	Lived with father due to separation or divorce of parents	43	38,278
06	Lived with father and his new partner/spouse	50	60,021
07	Shared living arrangements with both parents due to sep./div.	11	9,760
08	Lived with father and mother	5	4,012
09	Lived with grand parents	20	17,620
10	Lived with other family members	25	22,506
11	Lived in foster home	21	17,694
12	Other	29	25,352
97	Not asked	23,755	24,376,463
98	Don't know	0	0
99	Not stated	13	12,138
		=====	=====
		24,310	24,927,899

Coverage: Respondents who answered there was a THIRD change in the living situation of their parents (or the people who raised them), before age 15.

Source: General Social Survey, 2001, derived from GU_Q110, GU_Q120 and household composition matrix.

Format: I2

Weight variable: WGHT_PER

Variable Name: **AGE_3RD_CHANGE** Position: 105 Length: 4

Age of respondent at time of third change.

		FREQ	WTD
0000 : 0014		531	525,360
99.7	Not asked	23,755	24,376,463
99.8	Don't know	22	24,553
99.9	Not stated	2	1,524
		=====	=====
		24,310	24,927,899

Coverage: Respondents who answered there was a THIRD change in the living situation of their parents (or the people who raised them), before age 15.

Source: General Social Survey, 2001.

Format: F4.1

Weight variable: WGHT_PER

Variable Name: **FOURTH_CHANGE** Position: 109 Length: 1

Was there a fourth change in the living situation of your parents (or the people who raised you)?

		FREQ	WTD
1	Yes	129	132,197
2	No	24,180	24,795,412
8	Don't know	1	290
9	Not stated	0	0
		=====	=====
		24,310	24,927,899

Coverage: All respondents.

Source: General Social Survey, 2001, derived from GU_Q110, GU_Q120 and household composition matrix.

Format: I1

Weight variable: WGHT_PER

Variable Name: **CHANGE4** Position: 110 Length: 2

What was the fourth change?

		FREQ	WTD
01	Lived with mother due to death of father	1	618
02	Lived with mother due to separation or divorce of parents	31	35,731
03	Lived with mother and her new partner/spouse	28	29,959
04	Lived with father due to death of mother	1	335
05	Lived with father due to separation or divorce of parents	14	16,347
06	Lived with father and his new partner/spouse	16	16,358
07	Shared living arrangements with both parents due to sep./div.	1	1,007
08	Lived with father and mother	0	0
09	Lived with grand parents	4	3,422
10	Lived with other family members	4	4,013
11	Lived in foster home	7	8,059
12	Other	22	16,349
97	Not asked	24,181	24,795,702
98	Don't know	0	0
99	Not stated	0	0
		=====	=====
		24,310	24,927,899

Coverage: Respondents who answered there was a FOURTH change in the living situation of their parents (or the people who raised them), before age 15.

Source: General Social Survey, 2001, derived from GU_Q110, GU_Q120 and household composition matrix.

Format: I2

Weight variable: WGHT_PER

Variable Name: **AGE_4TH_CHANGE** Position: 112 Length: 4

Age of respondent at time of fourth change.

		FREQ	WTD
0000 : 0014		125	127,986
99.7	Not asked	24,181	24,795,702
99.8	Don't know	4	4,211
99.9	Not stated	0	0
		=====	=====
		24,310	24,927,899

Coverage: Respondents who answered there was a FOURTH change in the living situation of their parents (or the people who raised them), before age 15.
Source: General Social Survey, 2001.
Format: F4.1
Weight variable: WGHT_PER

Variable Name: **FIFTH_CHANGE** Position: 116 Length: 1

Was there a fifth change in the living situation of your parents (or the people who raised you)?

		FREQ	WTD
1	Yes	19	22,356
2	No	24,291	24,905,543
		=====	=====
		24,310	24,927,899

Coverage: All respondents.
Source: General Social Survey, 2001, derived from GU_Q110, GU_Q120 and household composition matrix.
Format: I1
Weight variable: WGHT_PER

Variable Name: **CHANGE5** Position: 117 Length: 2

What was the fifth change?

		FREQ	WTD
01	Lived with mother due to death of father	0	0
02	Lived with mother due to separation or divorce of parents	3	3,800
03	Lived with mother and her new partner/spouse	6	7,586
04	Lived with father due to death of mother	0	0
05	Lived with father due to separation or divorce of parents	1	1,398
06	Lived with father and his new partner/spouse	1	1,094
07	Shared living arrangements with both parents due to sep./div.	0	0
08	Lived with father and mother	0	0
09	Lived with grand parents	0	0
10	Lived with other family members	1	1,297
11	Lived in foster home	1	1,027
12	Other	6	6,154
97	Not asked	24,291	24,905,543
98	Don't know	0	0
99	Not stated	0	0
		=====	=====
		24,310	24,927,899

Coverage: Respondents who answered there was a FIFTH change in the living situation of their parents (or the people who raised them), before age 15.
 Source: General Social Survey, 2001, derived from GU_Q110, GU_Q120 and household composition matrix.
 Format: I2
 Weight variable: WGHT_PER

Variable Name: **AGE_5TH_CHANGE** Position: 119 Length: 4

Age of respondent at time of fifth change.

		FREQ	WTD
0005 : 0014		19	22,356
99.7	Not asked	24,291	24,905,543
99.8	Don't know	0	0
99.9	Not stated	0	0
		=====	=====
		24,310	24,927,899

Coverage: Respondents who answered there was a FIFTH change in the living situation of their parents (or the people who raised them), before age 15.
 Source: General Social Survey, 2001.
 Format: F4.1
 Weight variable: WGHT_PER

Variable Name: **NO_DIFF_M** Position: 123 Length: 1

Number of different mothers the respondent lived with.

		FREQ	WTD
0	None	49	36,421
1	One different mother	1,059	1,062,967
2	Two different mothers	336	332,536
3	Three different mothers	80	77,623
4	Four different mothers or more	60	59,003
7	Not asked	22,703	23,336,152
8	Don't know	17	13,801
9	Not stated	6	9,396
		=====	=====
		24,310	24,927,899

Coverage: Respondents who answered PA_Q810 = 2, 8, 9 or OPLC_Q110 = 1, 2, 8, 9.
 Source: General Social Survey 2001, derived from NDMF_Q110.
 Format: I1
 Weight variable: WGHT_PER

Variable Name: **NO_DIFF_F** Position: 124 Length: 1

Number of different fathers the respondent lived with.

		FREQ	WTD
0	None	125	119,707
1	One different father	814	783,547
2	Two different fathers	528	558,024
3	Three different fathers	70	62,317
4	Four different fathers or more	44	44,512
7	Not asked	22,703	23,336,152
8	Don't know	21	14,935
9	Not stated	5	8,706
		=====	=====
		24,310	24,927,899

Coverage: Respondents who answered PA_Q810 = 2, 8, 9 or OPLC_Q110 = 1, 2, 8, 9.
 Source: General Social Survey 2001, derived from NDMF_Q120.
 Format: I1
 Weight variable: WGHT_PER

Variable Name: **WWR_Q110** Position: 125 Length: 2

Who, if anyone, do you think of as the woman who mostly raised you when you were growing up?

		FREQ	WTD
01	Birth mother (includes adoptive mother at birth)	3,255	3,299,284
02	Adoptive mother	278	242,931
03	Step mother	120	115,334
04	Father's partner (common-law)	7	9,347
05	Foster mother	64	63,274
06	Grandmother	305	263,986
07	Other female relative	200	176,153
08	No such person	180	177,838
09	Other person	14	12,790
97	Not asked	19,796	20,481,375
98	Don't know	24	24,137
99	Not stated	67	61,449
		=====	=====
		24,310	24,927,899

Coverage: Respondents who answered (GU_Q110 = 2, 3, 8, 9) or GU_Q120 = 2, 7, 8, 9) and (NDMF_Q110 ne 00 or NDMF_Q110 = 97).

Source: General Social Survey, 2001.

Format: I2

Weight variable: WGHT_PER

Variable Name: **MOTHER_LIV** Position: 127 Length: 1

Mother of respondent still living. (Birth or substitute)

		FREQ	WTD
1	Yes	15,185	16,479,544
2	No	8,735	8,066,017
7	Not asked	308	290,042
8	Don't know	42	48,850
9	Not stated	40	43,446
		=====	=====
		24,310	24,927,899

Coverage: Respondents who answered WWR_Q110 = 02, 03, 04, 05, 06, 07, 09, 98, 99 or (WWR_Q110 = 97 and (BRTHMHSD = 1 or (BRTHMHSD = 2 and GU_Q110 = 1 and GU_Q120 = 1))) or (WWR_Q110 = 01 and (BRTHMHSD = 1 and ((GU_Q110 = 2 and GU_Q120 = 1) or (GU_Q110 = 1 and GU_Q120 = 2, 9) or GU_Q110 = 3, 8) or (BRTHMHSD = 2 and (GU_Q110 = 1 and GU_Q120 = 2, 9) or (GU_Q110 = 2 and GU_Q120 = 1, 2) or GU_Q110 = 3, 8, 9)

Source: General Social Survey 2001, derived from WWR_Q110, NDMF_Q110, GU_Q110, GU_Q120, PA_Q110, WWR_Q121 and BRTHMHSD.

Format: I1

Weight variable: WGHT_PER

Variable Name: **SUBTM_LIV** Position: 128 Length: 1

Substitute mother of respondent still living.

		FREQ	WTD
1	Yes	500	463,633
2	No	475	404,293
7	Not asked	23,238	23,964,430
8	Don't know	33	33,658
9	Not stated	64	61,885
		=====	=====
		24,310	24,927,899

Coverage: Respondents who answered WWR_Q110 = 02, 03, 04, 05, 06, 07, 09.
Source: General Social Survey 2001, derived from WWR_Q120.
Format: I1
Weight variable: WGHT_PER

Variable Name: **AGE_MOTHER_DIEDC** Position: 129 Length: 4

Age of respondent when his mother died. (Birth or substitute)

		FREQ	WTD
0000 : 0079		7,962	7,378,661
80	80 or more	6	3,200
99.7	Not asked	15,576	16,863,202
99.8	Don't know	708	624,945
99.9	Not stated	58	57,891
		=====	=====
		24,310	24,927,899

Coverage: Respondents who answered PA_Q110 = 2 or WWR_Q120 = 2 or WWR_Q121 = 2.
Source: General Social Survey, 2001, derived from PA_Q120M, PA_Q120Y, PA_Q120A, WWR_Q130, WWR_Q131 and BRTHMHSB.
Format: F4.1
Weight variable: WGHT_PER

Variable Name: **BRTHMCAN** Position: 133 Length: 1

Country of birth of the respondent's mother.

		FREQ	WTD
1	Canada	16,854	16,367,734
3	Country outside Canada	7,052	8,182,489
7	Not asked	315	295,975
8	Don't know	66	58,331
9	Not stated	23	23,371
		=====	=====
		24,310	24,927,899

Coverage: Respondents who answered (GU_Q110 = 1 and GU_Q120 = 1) or WWR_Q110 = 01, 02, 03, 04, 05, 06, 07, 09.
Source: General Social Survey, 2001, derived from BPM_Q10A and BPM_Q10B.
Format: I1
Weight variable: WGHT_PER

Variable Name: **BRTHMCR** Position: 134 Length: 1

Country or region of birth of the respondent's mother.

		FREQ	WTD
1	Born in Canada	16,854	16,367,734
2	Born in Europe	4,126	4,444,158
3	Other	2,835	3,628,352
4	Country not coded	61	78,829
7	Not asked	315	295,975
8	Don't know	87	79,698
9	Not stated	32	33,153
		=====	=====
		24,310	24,927,899

Coverage: Respondents who answered (GU_Q110 = 1 and GU_Q120 = 1) or WWR_Q110 = 01, 02, 03, 04, 05, 06, 07, 09.

Source: General Social Survey, 2001, derived from BRTHMREG.

Format: I1

Weight variable: WGHT_PER

Note: Other includes born outside of Canada - North America, Africa, Asia, Oceania.

Variable Name: **EDUM5** Position: 135 Length: 1

Education level of respondent's birth or substitute mother.

		FREQ	WTD
1	Doctorate/masters/bachelor's degree	2,085	2,229,797
2	Diploma/certificate from community college or trade/technical	2,067	2,275,157
3	Some university/community college	1,016	1,027,614
4	High school diploma	5,146	5,500,287
5	Some secondary/elementary/no schooling	9,355	9,409,039
6	Other beyond elementary/high school	8	6,001
7	Not asked	315	295,975
8	Don't know	4,051	3,874,472
9	Not stated	267	309,557
		=====	=====
		24,310	24,927,899

Coverage: Respondents who answered (GU_Q110 = 1 and GU_Q120 = 1) or WWR_Q110 = 01, 02, 03, 04, 05, 06, 07, 09.

Source: General Social Survey, 2001, derived from EDM_Q10 and EDM_Q11.

Format: I1

Weight variable: WGHT_PER

Variable Name: **EDUM10** Position: 136 Length: 2

Education level of respondent's birth or substitute mother.

		FREQ	WTD
01	Doctorate/masters/some graduate	324	355,571
02	Bachelor's degree	1,761	1,874,226
03	Diploma/certificate from community college	1,353	1,531,706
04	Diploma/certificate from trade/technical	714	743,451
05	Some university	358	337,494
06	Some community college/cegep/nursing	420	455,816
07	Some trade/technical	238	234,303
08	High school diploma	5,146	5,500,287
09	Some secondary/high school	3,904	3,782,959
10	Elementary school/no schooling	5,451	5,626,080
11	Other beyond elementary/high school	8	6,001
97	Not asked	315	295,975
98	Don't know	4,051	3,874,472
99	Not stated	267	309,557
		=====	=====
		24,310	24,927,899

Coverage: Respondents who answered (GU_Q110 = 1 and GU_Q120 = 1) or WWR_Q110 = 01, 02, 03, 04, 05, 06, 07, 09.

Source: General Social Survey, 2001, derived from EDM_Q10 and EDM_Q11.

Format: I2

Weight variable: WGHT_PER

Variable Name: **M_YRBORN** Position: 138 Length: 4

Year of birth of respondent's mother.

		FREQ	WTD
1850 : 1976		16,135	16,661,475
9997	Not asked	315	295,975
9998	Don't know	7,549	7,625,089
9999	Not stated	311	345,360
		=====	=====
		24,310	24,927,899

Coverage: Respondents who answered (GU_Q110 = 1 and GU_Q120 = 1) or WWR_Q110 = 01, 02, 03, 04, 05, 06, 07, 09.

Source: General Social Survey 2001, derived from EDM_Q30M, EDM_Q30Y, EDM_Q30A.

Format: I4

Weight variable: WGHT_PER

Variable Name: **EDM_Q40** Position: 142 Length: 2

During most of the time you were growing up (before you turned 15), did she usually work full-time, part-time or did she not work for pay at all?

		FREQ	WTD
01	Full-time for the whole period	5,078	5,567,727
02	Mostly full-time	1,014	1,070,882
03	Part-time for the whole period	1,808	1,831,421
04	Mostly part-time	1,160	1,143,312
05	Equal amounts of full-time and part-time	239	256,792
06	Not at all (for pay) for the whole period	13,916	13,900,865
07	Equal amounts of full-time and part-time work and not working for pay	330	371,257
08	Other	238	255,494
97	Not asked	315	295,975
98	Don't know	162	180,513
99	Not stated	50	53,661
		=====	=====
		24,310	24,927,899

Coverage: Respondents who answered (GU_Q110 = 1 and GU_Q120 = 1) or WWR_Q110 = 01, 02, 03, 04, 05, 06, 07, 09.

Source: General Social Survey, 2001.

Format: I2

Weight variable: WGHT_PER

Variable Name: **M15SOC91C08** Position: 144 Length: 2

Standard Occupational Classification (1991) of the mother when the respondent was at the age 15 - 8 categories.

		FREQ	WTD
01	Management occupations	662	722,702
02	Professional occupations	1,757	1,870,483
03	Technologists, technicians and technical occupations	291	315,565
04	Clerical occupations	1,969	2,154,742
05	Sales and services occupations	2,927	2,924,184
06	Trades, transport and equipment operators and related occupations	328	378,474
07	Occupations unique to primary industries	383	401,964
08	Occupations unique to processing, manufacturing and utilities	662	724,624
97	Not asked	14,553	14,538,687
98	Don't know	274	328,840
99	Not stated	504	567,634
		=====	=====
		24,310	24,927,899

Coverage: Respondents who answered EDM_Q40 = 01, 02, 03, 04, 05, 07 and 08.

Source: General Social Survey, 2001, derived from OCM_Q10, OCM_Q20.

Format: I2

Weight variable: WGHT_PER

Note: Statistics Canada, 1991 Standard Occupational Classification manual.

Variable Name: **M15SOC91C10** Position: 146 Length: 2

Standard Occupational Classification (1991) of the mother when the respondent was at the age 15 - 10 categories.

		FREQ	WTD
01	Management occupations	662	722,702
02	Business, finance and administrative occupations	2,107	2,313,356
03	Natural and applied sciences	80	97,113
04	Health occupations	995	1,064,480
05	Occupations in social science, education	870	905,317
06	Artistic/culture/recreation/sport	160	171,866
07	Sales and services occupations	2,732	2,712,842
08	Trades, transport and equipment	328	378,474
09	Occupations unique to primary industry	383	401,964
10	Occupations unique to processing and manufacturing	662	724,624
97	Not asked	14,553	14,538,687
98	Don't know	274	328,840
99	Not stated	504	567,634
		=====	=====
		24,310	24,927,899

Coverage: Respondents who answered EDM_Q40 = 01, 02, 03, 04, 05, 07 and 08.
Source: General Social Survey, 2001, derived from OCM_Q10, OCM_Q20.
Format: I2

Weight variable: WGHT_PER

Note: Statistics Canada, 1991 Standard Occupational Classification manual.

Variable Name: **LAM_Q10** Position: 148 Length: 1

Does she live ...

		FREQ	WTD
1	in your household?	568	739,984
2	in another household?	12,201	12,053,868
3	in an institution?	485	479,233
7	Not asked	10,963	11,562,256
8	Don't know	32	30,027
9	Not stated	61	62,531
		=====	=====
		24,310	24,927,899

Coverage: Respondents who answered ((GU_Q110 = 1 and GU_Q120 = 1) or WWR_Q110 = 01, 02, 03, 04, 05, 06, 07, 09) and (((BRTHMHS D = 2 and ADMHSD = 2) and (WWR_Q120 = 1 or WWR_Q121 = 1 or PA_Q110 = 1)) or (BRTHMHS D = 1 and GU_Q110 = 1 and GU_Q120 ne 1) or (BRTHMHS D = 1 and GU_Q110 ne 1 and GU_Q120 = 1) or (ADMHSD = 1)).
Source: General Social Survey, 2001.
Format: I1
Weight variable: WGHT_PER

Variable Name: **M_LIVW** Position: 149 Length: 1

Living arrangement of respondent's mother.

		FREQ	WTD
1	Lives alone	3,390	3,350,584
2	Lives with her spouse who is not respondent's father / father substitute	1,079	1,080,459
3	Lives with her spouse who is respondent's father / father substitute	6,781	6,747,791
4	Lives with someone else	1,953	2,035,924
7	Not asked	10,963	11,562,256
8	Don't know	54	55,788
9	Not stated	90	95,097
		=====	=====
		24,310	24,927,899

Coverage: Respondents who answered ((GU_Q110 = 1 and GU_Q120 = 1) or WWR_Q110 = 01, 02, 03, 04, 05, 06, 07, 09) and (((BRTHMHS D = 2 and ADMHSD = 2) and (WWR_Q120 = 1 or WWR_Q121 = 1 or PA_Q110 = 1)) or (BRTHMHS D = 1 and GU_Q110 = 1 and GU_Q120 ne 1) or (BRTHMHS D = 1 and GU_Q110 ne 1 and GU_Q120 = 1) or (ADMHSD = 1)).
 Source: General Social Survey 2001, derived from LAM_Q10, LAM_Q20, LAM_Q30, LAM_Q40.
 Format: I1
 Weight variable: WGHT_PER

Variable Name: **LAM_Q50** Position: 150 Length: 1

During the past 12 months, did you see her...

		FREQ	WTD
1	daily?	1,254	1,069,215
2	at least once a week?	4,088	3,939,864
3	at least once a month?	2,821	2,877,861
4	less than once a month?	3,505	3,519,316
5	not at all?	998	1,105,132
7	Not asked	11,531	12,302,239
8	Don't know	0	0
9	Not stated	113	114,271
		=====	=====
		24,310	24,927,899

Coverage: Respondents who answered LAM_Q10 = 2, 3, 8, 9.
 Source: General Social Survey, 2001.
 Format: I1
 Weight variable: WGHT_PER

Variable Name: **LAM_Q60** Position: 151 Length: 1

During the past 12 months, how often did you have contact by letter, E-mail or telephone with her? Was it...

		FREQ	WTD
1	daily?	3,135	2,656,006
2	at least once a week?	6,369	6,430,863
3	at least once a month?	2,085	2,278,225
4	less than once a month?	572	630,133
5	not at all?	493	503,794
7	Not asked	11,531	12,302,239
8	Don't know	0	0
9	Not stated	125	126,638
		=====	=====
		24,310	24,927,899

Coverage: Respondents who answered LAM_Q10 = 2, 3, 8, 9.
Source: General Social Survey, 2001.
Format: I1
Weight variable: WGHT_PER

Variable Name: **MWR_Q110** Position: 152 Length: 2

Who, if anyone, do you think of as the man who mostly raised you when you were growing up?

		FREQ	WTD
01	Birth father (includes adoptive father at birth)	1,875	1,922,049
02	Adoptive father	310	276,018
03	Step father	524	508,430
04	Mother's partner (common-law)	57	62,793
05	Foster father	50	46,553
06	Grandfather	298	274,393
07	Other male relative	241	226,099
08	No such person	944	915,159
09	Other person	26	28,862
97	Not asked	19,871	20,563,640
98	Don't know	32	32,034
99	Not stated	82	71,869
		=====	=====
		24,310	24,927,899

Coverage: Respondents who answered GU_Q110 = 2, 3, 8, 9 or GU_Q120 = 2, 7, 8, 9 and (NDMF_Q120 ne 00 or NDMF_Q120 = 97).
Source: General Social Survey, 2001.
Format: I2
Weight variable: WGHT_PER

Variable Name: **FATHER_LIV** Position: 154 Length: 1

Father of respondent still living. (Birth or substitute)

		FREQ	WTD
1	Yes	11,548	12,721,166
2	No	11,474	10,953,265
7	Not asked	1,169	1,125,539
8	Don't know	69	70,665
9	Not stated	50	57,263
		=====	=====
		24,310	24,927,899

Coverage: Respondents who answered MWR_Q110 = 02, 03, 04, 05, 06, 07, 09, 98, 99 or (MWR_Q110 = 97 and (BRTHFHSD = 1 or (BRTHFHSD = 2 and GU_Q110 = 1 and GU_Q120 = 1))) or (MWR_Q110 = 01 and (BRTHFHSD = 1 and ((GU_Q110 = 2 and GU_Q120 = 1) or (GU_Q110 = 1 and GU_Q120 = 2, 9) or GU_Q110 = 3, 8) or (BRTHFHSD = 2 and (GU_Q110 = 1 and GU_Q120 = 2, 9) or (GU_Q110 = 2 and GU_Q120 = 1, 2) or GU_Q110 = 3, 8, 9)

Source: General Social Survey 2001, derived from MWR_Q110, NDMF_Q110, GU_Q110, GU_Q120, PA_Q130, MWR_Q121 and BRTHFHSD.

Format: I1

Weight variable: WGHT_PER

Variable Name: **SUBTF_LIV** Position: 155 Length: 1

Substitute father of respondent still living.

		FREQ	WTD
1	Yes	853	854,390
2	No	639	554,693
7	Not asked	22,698	23,409,185
8	Don't know	41	39,763
9	Not stated	79	69,867
		=====	=====
		24,310	24,927,899

Coverage: Respondents who answered MWR_Q110 = 02, 03, 04, 05, 06, 07 and 09.

Source: General Social Survey 2001, derived from MWR_Q120 and MWR_Q121.

Format: I1

Weight variable: WGHT_PER

Variable Name: **AGE_FATHER_DIEDC** Position: 156 Length: 4

Age of respondent when his father died. (Birth or substitute)

		FREQ	WTD
0000 : 0079		10,530	10,109,437
80	80 or more	2	2,172
99.7	Not asked	12,839	13,976,766
99.8	Don't know	870	768,542
99.9	Not stated	69	70,982
		=====	=====
		24,310	24,927,899

Coverage: Respondents who answered PA_Q130 = 2 or MWP_Q120 = 2 or MWP_Q121 = 2.
 Source: General Social Survey, 2001, derived from PA_Q140M, PA_Q140Y, PA_Q140A, MWR_Q130, MWR_Q131 and BRTHFHSD.
 Format: F4.1
 Weight variable: WGHT_PER

Variable Name: **PAR_EVERSEPDIV** Position: 160 Length: 1

Respondent's parent or substitute ever separated or divorced.

		FREQ	WTD
1	Yes	3,306	3,324,083
2	No	19,790	20,421,205
7	Not asked	1,058	1,024,655
8	Don't know	85	85,974
9	Not stated	71	71,981
		=====	=====
		24,310	24,927,899

Coverage: Respondents who answered WWR_Q110 NE 8 and MWR_Q110 NE 8.
 Source: General Social Survey, 2001, derived from WWR_Q110, MWR_Q110, PA_Q230, PA_Q250, PA_Q330, PA_Q350, DOF_Q10, PA_01_Q101 TO PA_19_Q201, PA_Q620, PA_Q720, PA_Q820 and OPLC_Q120.
 Format: I1
 Weight variable: WGHT_PER

Variable Name: **BRTHFCAN** Position: 161 Length: 1

Country of birth of the respondent's father.

		FREQ	WTD
1	Canada	15,924	15,443,034
3	Country outside Canada	7,089	8,230,454
7	Not asked	1,177	1,133,876
8	Don't know	88	85,557
9	Not stated	32	34,978
		=====	=====
		24,310	24,927,899

Coverage: Respondents who answered (GU_Q110 = 1 and GU_Q120 = 1) or MWR_Q110 = 01, 02, 03, 04, 05, 06, 07, 09.

Source: General Social Survey, 2001, derived from BPF_Q10A and BPF_Q10B.

Format: I1

Weight variable: WGHT_PER

Variable Name: **BRTHFCR** Position: 162 Length: 1

Country or region of birth of the respondent's father.

		FREQ	WTD
1	Born in Canada	15,924	15,443,034
2	Born in Europe	4,289	4,641,416
3	Other	2,708	3,481,218
4	Country not coded	58	72,363
7	Not asked	1,177	1,133,876
8	Don't know	117	117,174
9	Not stated	37	38,818
		=====	=====
		24,310	24,927,899

Coverage: Respondents who answered (GU_Q110 = 1 and GU_Q120 = 1) or MWR_Q110 = 01, 02, 03, 04, 05, 06, 07, 09.

Source: General Social Survey, 2001, derived from BRTHFREG.

Format: I1

Weight variable: WGHT_PER

Note: Other includes born outside of Canada - North America, Africa, Asia, Oceania.

Variable Name: **EDUF5** Position: 163 Length: 1

Education level of respondent's birth or substitute father.

		FREQ	WTD
1	Doctorate/masters/bachelor's degree	2,641	2,936,905
2	Diploma/certificate from community college or trade/technical	1,800	2,073,147
3	Some university/community college	897	933,034
4	High school diploma	3,763	4,074,168
5	Some secondary/elementary/no schooling	9,595	9,537,092
6	Other behind elementary/high school	25	20,539
7	Not asked	1,177	1,133,876
8	Don't know	4,127	3,894,384
9	Not stated	285	324,753
		=====	=====
		24,310	24,927,899

Coverage: Respondents who answered (GU_Q110 = 1 and GU_Q120 = 1) or MWR_Q110 = 01, 02, 03, 04, 05, 06, 07, 09.

Source: General Social Survey, 2001, derived from EDF_Q10 and EDF_Q11.

Format: I1

Weight variable: WGHT_PER

Variable Name: **EDUF10** Position: 164 Length: 2

Education level of respondent's birth or substitute father.

		FREQ	WTD
01	Doctorate/masters/some graduate	790	837,061
02	Bachelor's degree	1,851	2,099,844
03	Diploma/certificate from community college	768	963,877
04	Diploma/certificate from trade/technical	1,032	1,109,271
05	Some university	349	344,494
06	Some community college/cegep/nursing	230	269,819
07	Some trade/technical	318	318,721
08	High school diploma	3,763	4,074,168
09	Some secondary/high school	3,680	3,643,285
10	Elementary school/no schooling	5,915	5,893,807
11	Other behind elementary/high school	25	20,539
97	Not asked	1,177	1,133,876
98	Don't know	4,127	3,894,384
99	Not stated	285	324,753
		=====	=====
		24,310	24,927,899

Coverage: Respondents who answered (GU_Q110 = 1 and GU_Q120 = 1) or MWR_Q110 = 01, 02, 03, 04, 05, 06, 07, 09.

Source: General Social Survey, 2001, derived from EDF_Q10 and EDF_Q11.

Format: I2

Weight variable: WGHT_PER

Variable Name: **F_YRBORN** Position: 166 Length: 4

Year of birth of respondent's father.

		FREQ	WTD
1850 : 1975		15,989	16,548,644
9997	Not asked	1,177	1,133,876
9998	Don't know	6,836	6,909,411
9999	Not stated	308	335,968
		=====	=====
		24,310	24,927,899

Coverage: Respondents who answered (GU_Q110 = 1 and GU_Q120 = 1) or MWR_Q110 = 01, 02, 03, 04, 05, 06, 07, 09.
 Source: General Social Survey 2001, derived from EDF_Q30M, EDF_Q30Y, EDF_Q30A.
 Format: I4
 Weight variable: WGHT_PER

Variable Name: **EDF_Q40** Position: 170 Length: 2

During most of the time you were growing up (before you turned 15), did he usually work full-time, part-time or did he not work for pay at all?

		FREQ	WTD
01	Full-time for the whole period	21,551	22,337,482
02	Mostly full-time	465	404,127
03	Part-time for the whole period	265	218,441
04	Mostly part-time	74	66,597
05	Equal amounts of full-time and part-time	70	51,836
06	Not at all (for pay) for the whole period	212	210,562
07	Equal amounts of full-time and part-time work and not working for pay	51	52,648
08	Other	207	205,320
97	Not asked	1,177	1,133,876
98	Don't know	175	179,833
99	Not stated	63	67,177
		=====	=====
		24,310	24,927,899

Coverage: Respondents who answered (GU_Q110 = 1 and GU_Q120 = 1) or MWR_Q110 = 01, 02, 03, 04, 05, 06, 07, 09.
 Source: General Social Survey, 2001.
 Format: I2
 Weight variable: WGHT_PER

Variable Name: **F15SOC91C08** Position: 172 Length: 2

Standard Occupational Classification (1991) of the father when the respondent was at the age 15 - 8 categories.

		FREQ	WTD
01	Management occupations	2,199	2,380,020
02	Professional occupations	2,181	2,380,900
03	Technologists, technicians and technical occupations	656	718,373
04	Clerical occupations	935	1,015,905
05	Sales and services occupations	2,496	2,639,455
06	Trades, transport and equipment operators and related occupations	5,952	6,026,145
07	Occupations unique to primary industries	4,174	3,817,400
08	Occupations unique to processing, manufacturing and utilities	1,758	1,966,270
97	Not asked	2,440	2,358,482
98	Don't know	422	481,326
99	Not stated	1,097	1,143,623
		=====	=====
		24,310	24,927,899

Coverage: Respondents who answered EDF_Q40 = 01, 02, 03, 04, 05, 07 and 08.
Source: General Social Survey, 2001, derived from OCF_Q10, OCF_Q20.
Format: I2

Weight variable: WGHT_PER

Note: Statistics Canada, 1991 Standard Occupational Classification manual.

Variable Name: **F15SOC91C10** Position: 174 Length: 2

Standard Occupational Classification (1991) of the father when the respondent was at the age 15 - 10 categories.

		FREQ	WTD
01	Management occupations	2,199	2,380,020
02	Business, finance and administrative occupations	1,325	1,466,804
03	Natural and applied sciences	1,174	1,256,156
04	Health occupations	318	351,715
05	Occupations in social science, education	781	833,353
06	Artistic/culture/recreation/sport	209	239,452
07	Sales and services occupations	2,461	2,607,152
08	Trades, transport and equipment	5,952	6,026,145
09	Occupations unique to primary industry	4,174	3,817,400
10	Occupations unique to processing and manufacturing	1,758	1,966,270
97	Not asked	2,440	2,358,482
98	Don't know	422	481,326
99	Not stated	1,097	1,143,623
		=====	=====
		24,310	24,927,899

Coverage: Respondents who answered EDF_Q40 = 01, 02, 03, 04, 05, 07 and 08.
Source: General Social Survey, 2001, derived from OCF_Q10, OCF_Q20.
Format: I2

Weight variable: WGHT_PER

Note: Statistics Canada, 1991 Standard Occupational Classification manual.

Variable Name: **LAF_Q10** Position: 176 Length: 1

Does he live ...

		FREQ	WTD
1	in your household	317	409,493
2	in another household?	9,289	9,212,240
3	in an institution?	186	183,415
7	Not asked	14,266	14,882,208
8	Don't know	37	38,841
9	Not stated	215	201,701
		=====	=====
		24,310	24,927,899

Coverage: Respondents who answered ((GU_Q110 = 1 and GU_Q120 = 1) or MWR_Q110 = 01, 02, 03, 04, 05, 06, 07, 09) and (((BRTHFHS = 2 and ADFHSD = 2) and (MWR_Q120 = 1 or MWR_Q121 = 1 or PA_Q130 = 1)) or (BRTHFHS = 1 and GU_Q110 = 1 and GU_Q120 ne 1) or (BRTHFHS = 1 and GU_Q110 ne 1 and GU_Q120 = 1) or (ADFHSD = 1 or STFHSD = 1)).

Source: General Social Survey, 2001.

Format: I1

Weight variable: WGHT_PER

Variable Name: **F_LIVW** Position: 177 Length: 1

Living arrangement of respondent's father.

		FREQ	WTD
1	Lives alone	1,115	1,124,757
2	Lives with her spouse who is not respondent's mother / mother substitute	1,460	1,426,657
3	Lives with her spouse who is respondent's mother / mother substitute	6,665	6,660,470
4	Lives with someone else	630	638,204
7	Not asked	14,247	14,861,377
8	Don't know	95	100,359
9	Not stated	98	116,075
		=====	=====
		24,310	24,927,899

Coverage: Respondents who answered ((GU_Q110 = 1 and GU_Q120 = 1) or MWR_Q110 = 01, 02, 03, 04, 05, 06, 07, 09) and (((BRTHFHSD = 2 and ADFHSD = 2) and (MWR_Q120 = 1 or MWR_Q121 = 1 or PA_Q130 = 1)) or (BRTHFHSD = 1 and GU_Q110 = 1 and GU_Q120 ne 1) or (BRTHFHSD = 1 and GU_Q110 ne 1 and GU_Q120 = 1) or (ADFHSD = 1 or STFHSD = 1)).
Source: General Social Survey 2001, derived from LAF_Q10, LAF_Q20, LAF_Q30, LAM_Q40.
Format: I1
Weight variable: WGHT_PER

Variable Name: **LAF_Q50** Position: 178 Length: 1

During the past 12 months, did you see him...

		FREQ	WTD
1	daily?	227	201,151
2	at least once a week?	840	800,823
3	at least once a month?	734	745,604
4	less than once a month?	1,083	1,045,821
5	not at all?	530	552,833
7	Not asked	20,708	21,358,823
8	Don't know	0	0
9	Not stated	188	222,844
		=====	=====
		24,310	24,927,899

Coverage: Respondents who answered (LAM_Q40 = 1 and MWR_Q110 = 01, 02, 03, 04, 05, 06 and WWR_Q110 = 01, 02, 03, 04, 05, 06 and WWR_Q110 = MWR_Q110 = 01) and (MWR_Q120 = 1 or MWR_Q121 = 1) or LAF_Q10 = 8, 9 or LAF_Q20 = 1, 2, 8, 9.
Source: General Social Survey, 2001.
Format: I1
Weight variable: WGHT_PER

Variable Name: **LAF_Q60** Position: 179 Length: 1

During the past 12 months, how often did you have contact by letter, E-mail or telephone with him? Was it...

		FREQ	WTD
1	daily	442	393,040
2	at least once a week?	1,364	1,326,528
3	at least once a month?	815	826,561
4	less than once a month?	432	448,038
5	not at all?	362	353,134
7	Not asked	20,708	21,358,823
8	Don't know	0	0
9	Not stated	187	221,775
		=====	=====
		24,310	24,927,899

Coverage: Respondents who answered (LAM_Q40 = 1 and MWR_Q110 = 01, 02, 03, 04, 05, 06 and WWR_Q110 = 01, 02, 03, 04, 05, 06 and WWR_Q110 = MWR_Q110 = 01) and (MWR_Q120 = 1 or MWR_Q121 = 1) or LAF_Q10 = 8, 9 or LAF_Q20 = 1, 2, 8, 9.
Source: General Social Survey, 2001.
Format: I1
Weight variable: WGHT_PER

Variable Name: **AGE_PARLSEP** Position: 180 Length: 4

Age of respondent when his/her parents last separated.

		FREQ	WTD
0000 : 0046		130	123,031
99.7	Not asked	24,084	24,718,303
99.8	Don't know	50	45,740
99.9	Not stated	46	40,825
		=====	=====
		24,310	24,927,899

Coverage: Respondents who answered DOF_Q10 = 1.
Source: General Social Survey 2001, derived from DOF_Q20M, DOF_Q20Y, DOF_Q20A and household composition matrix.
Format: F4.1
Weight variable: WGHT_PER

Variable Name: **DOF_Q30** Position: 184 Length: 1

Did your spouse/partner's parents (or parental substitutes) ever separate or divorce?

		FREQ	WTD
1	Yes	1,693	2,002,653
2	No	11,299	13,027,085
7	Not asked	11,042	9,570,107
8	Don't know	141	172,625
9	Not stated	135	155,429
		=====	=====
		24,310	24,927,899

Coverage: Respondents who answered MARSTAT = 1, 2.
Source: General Social Survey, 2001.
Format: I1
Weight variable: WGHT_PER

Variable Name: **DOF_Q40** Position: 185 Length: 2

How old was your spouse/partner when this occurred?

		FREQ	WTD
0 : 60		1,403	1,661,296
97	Not asked	22,617	22,925,245
98	Don't know	275	320,481
99	Not stated	15	20,876
		=====	=====
		24,310	24,927,899

Coverage: Respondents who answered DOF_Q30 = 1.
Source: General Social Survey, 2001.
Format: I2
Weight variable: WGHT_PER

Variable Name: **LHH_Q110** Position: 187 Length: 1

Have you always lived with at least one of your parents? (or parent substitutes)

		FREQ	WTD
1	Yes	2,415	3,803,565
2	No	297	423,467
7	Not asked	21,590	20,685,990
8	Don't know	0	0
9	Not stated	8	14,876
		=====	=====
		24,310	24,927,899

Coverage: Respondents who answered BRTHMHSD = 1 or BRTHFHSD = 1 or LAM_Q10 = 1 or LAF_Q10 = 1.
Source: General Social Survey, 2001.
Format: I1
Weight variable: WGHT_PER

Variable Name: **AGE_RETHOML** Position: 188 Length: 4

Age of respondent when last came back home.

		FREQ	WTD
0010 : 0065		246	350,682
99.5	Parent(s) joined respondent's household	30	49,476
99.7	Not asked	24,013	24,504,431
99.8	Don't know	11	14,129
99.9	Not stated	10	9,180
		=====	=====
		24,310	24,927,899

Coverage: Respondents who left home to live on their own at least once and who are living with at least one parent.
Source: General Social Survey 2001, derived from LHH_Q330M, LHH_Q330Y, LHH_Q330A, LHH_Q430M, LHH_Q430Y and LHH_Q430A.
Format: F4.1
Weight variable: WGHT_PER

Variable Name: **REA_RETHOML_C01** Position: 192 Length: 1

Main reason for LAST return to parental household... Job ended.

		FREQ	WTD
1	Yes	13	20,197
2	No	239	333,353
7	Not asked	24,043	24,553,908
9	Not stated	15	20,440
		=====	=====
		24,310	24,927,899

Coverage: Respondents who left home to live on their own at least once and who are living with at least one parent.
Source: General Social Survey, 2001, derived variable from LHH_Q340, LHH_Q440.
Format: I1
Weight variable: WGHT_PER

Variable Name: **REA_RETHOML_C02** Position: 193 Length: 1

Main reason for LAST return to parental household... Relationship ended.

		FREQ	WTD
1	Yes	41	57,716
2	No	211	295,834
7	Not asked	24,043	24,553,908
9	Not stated	15	20,440
		=====	=====
		24,310	24,927,899

Coverage: Respondents who left home to live on their own at least once and who are living with at least one parent.
Source: General Social Survey, 2001, derived variable from LHH_Q340, LHH_Q440.
Format: I1
Weight variable: WGHT_PER

Variable Name: **REA_RETHOML_C03** Position: 194 Length: 1

Main reason for LAST return to parental household... Financial reasons.

		FREQ	WTD
1	Yes	58	88,160
2	No	194	265,391
7	Not asked	24,043	24,553,908
9	Not stated	15	20,440
		=====	=====
		24,310	24,927,899

Coverage: Respondents who left home to live on their own at least once and who are living with at least one parent.
Source: General Social Survey, 2001, derived variable from LHH_Q340, LHH_Q440.
Format: I1
Weight variable: WGHT_PER

Variable Name: **REA_RETHOML_C04** Position: 195 Length: 1

Main reason for LAST return to parental household... Obtained degree or left school.

		FREQ	WTD
1	Yes	12	19,504
2	No	240	334,046
7	Not asked	24,043	24,553,908
9	Not stated	15	20,440
		=====	=====
		24,310	24,927,899

Coverage: Respondents who left home to live on their own at least once and who are living with at least one parent.
Source: General Social Survey, 2001, derived variable from LHH_Q340, LHH_Q440.
Format: I1
Weight variable: WGHT_PER

Variable Name: **REA_RETHOML_C05** Position: 196 Length: 1

Main reason for LAST return to parental household... End school term (year).

		FREQ	WTD
1	Yes	13	12,165
2	No	239	341,385
7	Not asked	24,043	24,553,908
9	Not stated	15	20,440
		=====	=====
		24,310	24,927,899

Coverage: Respondents who left home to live on their own at least once and who are living with at least one parent.
Source: General Social Survey, 2001, derived variable from LHH_Q340, LHH_Q440.
Format: I1
Weight variable: WGHT_PER

Variable Name: **REA_RETHOMLC_C06** Position: 197 Length: 1

Main reason for LAST return to parental household... Other reasons, other work-related reasons and other education-related reasons.

		FREQ	WTD
1	Yes	67	90,651
2	No	185	262,899
7	Not asked	24,043	24,553,908
9	Not stated	15	20,440
		=====	=====
		24,310	24,927,899

Coverage: Respondents who left home to live on their own at least once and who are living with at least one parent.
Source: General Social Survey, 2001, derived variable from LHH_Q340, LHH_Q440.
Format: I1
Weight variable: WGHT_PER

Variable Name: **REA_RETHOML_C09** Position: 198 Length: 1

Main reason for LAST return to parental household... Family-related reasons (e.g. Change in family situation, death or illness of family member, to assist a family member, at parents request, etc.).

		FREQ	WTD
1	Yes	52	72,509
2	No	200	281,042
7	Not asked	24,043	24,553,908
9	Not stated	15	20,440
		=====	=====
		24,310	24,927,899

Coverage: Respondents who answered LHH_Q120 = 01 and LHH_Q430M ne 95.
Source: General Social Survey, 2001, derived variable from LHH_Q440.
Format: I1
Weight variable: WGHT_PER

Variable Name: **LHN_Q110** Position: 199 Length: 1

Have you left your parent's (or parental substitute's) home more than once to live on your own?

		FREQ	WTD
1	Yes	3,874	3,479,138
2	No	17,566	17,056,113
7	Not asked	2,720	4,241,908
8	Don't know	0	0
9	Not stated	150	150,740
		=====	=====
		24,310	24,927,899

Coverage: Respondents who answered NOT (BRTHMHSD = 1 or BRTHFHSD = 1 or LAM_Q10 = 1 or LAF_Q10 = 1).
Source: General Social Survey, 2001.
Format: I1
Weight variable: WGHT_PER

Variable Name: **NO_LFTHOMC** Position: 200 Length: 1

Number of time the respondent left home to live on his own.

		FREQ	WTD
0	Never left home	2,415	3,803,565
1	One time	17,925	17,487,287
2	Two times	2,708	2,506,280
3	Three times	616	541,346
4	Four times	186	158,182
5	Five or more times	201	172,386
7	Not asked	0	0
8	Don't know	93	85,485
9	Not stated	166	173,367
		=====	=====
		24,310	24,927,899

Coverage: All respondents.

Source: General Social Survey, 2001, derived from LHH_Q120 and LHN_Q120.

Format: I1

Weight variable: WGHT_PER

Variable Name: **AGE_LFTHOMF** Position: 201 Length: 4

Age of respondent when first left home to live on own.

		FREQ	WTD
0002 : 0046		3,679	3,344,326
99.7	Not asked	20,599	21,549,705
99.8	Don't know	25	23,955
99.9	Not stated	7	9,913
		=====	=====
		24,310	24,927,899

Coverage: Respondents who answered LHH_Q120 = 02 to 20 or LHN_Q120 = 02 to 20.

Source: General Social Survey 2001, derived from LHH_Q210M, LHH_Q210Y, LHH_Q210A, LHN_Q210M, LHN_Q210Y and LHN_Q210A.

Format: F4.1

Weight variable: WGHT_PER

Variable Name: **REA_LFTHOMF_C01** Position: 205 Length: 1

Main reason for FIRST move from parental household... to attend school.

		FREQ	WTD
1	Yes	1,274	1,169,507
2	No	2,431	2,204,200
7	Not asked	20,599	21,549,705
9	Not stated	6	4,487
		=====	=====
		24,310	24,927,899

Coverage: Respondents who answered LHH_Q120 = 02 to 20 or LHN_Q120 = 02 to 20 (left home to live on their own more than once).

Source: General Social Survey, 2001, derived variable from LHH_Q220, LHN_Q220.

Format: I1

Weight variable: WGHT_PER

Variable Name: **REA_LFTHOMF_C02** Position: 206 Length: 1

Main reason for FIRST move from parental household... because of a job.

		FREQ	WTD
1	Yes	732	626,091
2	No	2,973	2,747,616
7	Not asked	20,599	21,549,705
9	Not stated	6	4,487
		=====	=====
		24,310	24,927,899

Coverage: Respondents who answered LHH_Q120 = 02 to 20 or LHN_Q120 = 02 to 20.

Source: General Social Survey, 2001, derived variable from LHH_Q220, LHN_Q220.

Format: I1

Weight variable: WGHT_PER

Variable Name: **REA_LFTHOMF_C03** Position: 207 Length: 1

Main reason for FIRST move from parental household... to get married/to live with a partner.

		FREQ	WTD
1	Yes	296	279,163
2	No	3,409	3,094,544
7	Not asked	20,599	21,549,705
9	Not stated	6	4,487
		=====	=====
		24,310	24,927,899

Coverage: Respondents who answered LHH_Q120 = 02 to 20 or LHN_Q120 = 02 to 20.

Source: General Social Survey, 2001, derived variable from LHH_Q220, LHN_Q220.

Format: I1

Weight variable: WGHT_PER

Variable Name: **REA_LFTHOMF_C04** Position: 208 Length: 1

Main reason for FIRST move from parental household... to be independent / move into own place.

		FREQ	WTD
1	Yes	1,142	1,043,851
2	No	2,563	2,329,856
7	Not asked	20,599	21,549,705
9	Not stated	6	4,487
		=====	=====
		24,310	24,927,899

Coverage: Respondents who answered LHH_Q120 = 02 to 20 or LHN_Q120 = 02 to 20.
Source: General Social Survey, 2001, derived variable from LHH_Q220, LHN_Q220.
Format: I1
Weight variable: WGHT_PER

Variable Name: **REA_LFTHOMF_C07** Position: 209 Length: 1

Main reason for FIRST move from parental household... family problems / conflicts.

		FREQ	WTD
1	Yes	172	170,497
2	No	3,533	3,203,210
7	Not asked	20,599	21,549,705
9	Not stated	6	4,487
		=====	=====
		24,310	24,927,899

Coverage: Respondents who answered LHH_Q120 = 02 to 20 or LHN_Q120 = 02 to 20.
Source: General Social Survey, 2001, derived variable from LHH_Q220, LHN_Q220.
Format: I1
Weight variable: WGHT_PER

Variable Name: **REA_LFTHOMFC_C08** Position: 210 Length: 1

Main reason for FIRST move from parental household... parent(s) died / Hospitalized, immigrated into Canada and other reason.

		FREQ	WTD
1	Yes	72	61,060
2	No	3,633	3,312,647
7	Not asked	20,599	21,549,705
9	Not stated	6	4,487
		=====	=====
		24,310	24,927,899

Coverage: Respondents who answered LHH_Q120 = 02 to 20 or LHN_Q120 = 02 to 20.
Source: General Social Survey, 2001, derived variable from LHH_Q220, LHN_Q220.
Format: I1
Weight variable: WGHT_PER

Variable Name: **REA_LFTHOMF_C09** Position: 211 Length: 1

Main reason for FIRST move from parental household... Joined the armed forces/went to war.

		FREQ	WTD
1	Yes	47	51,323
2	No	3,588	3,225,313
7	Not asked	20,669	21,646,775
9	Not stated	6	4,487
		=====	=====
		24,310	24,927,899

Coverage: Respondents who answered LHH_Q120 = 02 to 20 or LHN_Q120 = 02 to 20.
Source: General Social Survey, 2001, derived variable from LHH_Q220, LHN_Q220.
Format: I1
Weight variable: WGHT_PER

Variable Name: **REA_LFTHOMF_C10** Position: 212 Length: 1

Main reason for FIRST move from parental household... Parent(s) moved.

		FREQ	WTD
1	Yes	16	15,132
2	No	3,619	3,261,504
7	Not asked	20,669	21,646,775
9	Not stated	6	4,487
		=====	=====
		24,310	24,927,899

Coverage: Respondents who answered LHH_Q120 = 02 to 20 or LHN_Q120 = 02 to 20.
Source: General Social Survey, 2001, derived variable from LHH_Q220, LHN_Q220.
Format: I1
Weight variable: WGHT_PER

Variable Name: **AGE_RETHOMF** Position: 213 Length: 4

Age of respondent when first came back home.

		FREQ	WTD
0006 : 0050		3,627	3,303,164
99.7	Not asked	20,599	21,549,705
99.8	Don't know	78	69,135
99.9	Not stated	6	5,895
		=====	=====
		24,310	24,927,899

Coverage: Respondents who answered LHH_Q120 = 02 to 20 or LHN_Q120 = 02 to 20 (left home to live on their own more than once).
Source: General Social Survey 2001, derived from LHH_Q230M, LHH_Q230Y, LHH_Q230A, LHN_Q230M, LHN_Q230Y, LHN_Q230A.
Format: F4.1
Weight variable: WGHT_PER

Variable Name: **REA_RETHOMF_C01** Position: 217 Length: 1

Main reason for FIRST return to parental household... Job ended.

		FREQ	WTD
1	Yes	448	391,077
2	No	3,235	2,960,038
7	Not asked	20,599	21,549,705
9	Not stated	28	27,079
		=====	=====
		24,310	24,927,899

Coverage: Respondents who answered LHH_Q120 = 02 to 20 or LHN_Q120 = 02 to 20.
Source: General Social Survey, 2001, derived from LHH_Q240 and LHN_Q240.
Format: I1
Weight variable: WGHT_PER

Variable Name: **REA_RETHOMF_C02** Position: 218 Length: 1

Main reason for FIRST return to parental household... Relationship ended.

		FREQ	WTD
1	Yes	373	346,729
2	No	3,310	3,004,386
7	Not asked	20,599	21,549,705
9	Not stated	28	27,079
		=====	=====
		24,310	24,927,899

Coverage: Respondents who answered LHH_Q120 = 02 to 20 or LHN_Q120 = 02 to 20.
Source: General Social Survey, 2001, derived from LHH_Q240 and LHN_Q240.
Format: I1
Weight variable: WGHT_PER

Variable Name: **REA_RETHOMF_C03** Position: 219 Length: 1

Main reason for FIRST return to parental household... Financial reasons.

		FREQ	WTD
1	Yes	864	812,393
2	No	2,819	2,538,722
7	Not asked	20,599	21,549,705
9	Not stated	28	27,079
		=====	=====
		24,310	24,927,899

Coverage: Respondents who answered LHH_Q120 = 02 to 20 or LHN_Q120 = 02 to 20.
Source: General Social Survey, 2001, derived from LHH_Q240 and LHN_Q240.
Format: I1
Weight variable: WGHT_PER

Variable Name: **REA_RETHOMF_C04** Position: 220 Length: 1

Main reason for FIRST return to parental household... Obtained degree or left school.

		FREQ	WTD
1	Yes	289	273,775
2	No	3,394	3,077,340
7	Not asked	20,599	21,549,705
9	Not stated	28	27,079
		=====	=====
		24,310	24,927,899

Coverage: Respondents who answered LHH_Q120 = 02 to 20 or LHN_Q120 = 02 to 20.
Source: General Social Survey, 2001, derived from LHH_Q240 and LHN_Q240.
Format: I1
Weight variable: WGHT_PER

Variable Name: **REA_RETHOMF_C05** Position: 221 Length: 1

Main reason for FIRST return to parental household... End of School term (year).

		FREQ	WTD
1	Yes	674	606,017
2	No	3,009	2,745,097
7	Not asked	20,599	21,549,705
9	Not stated	28	27,079
		=====	=====
		24,310	24,927,899

Coverage: Respondents who answered LHH_Q120 = 02 to 20 or LHN_Q120 = 02 to 20.
Source: General Social Survey, 2001, derived from LHH_Q240 and LHN_Q240.
Format: I1
Weight variable: WGHT_PER

Variable Name: **REA_RETHOMF_C06** Position: 222 Length: 1

Main reason for FIRST return to parental household... Other reasons.

		FREQ	WTD
1	Yes	363	338,942
2	No	3,320	3,012,173
7	Not asked	20,599	21,549,705
9	Not stated	28	27,079
		=====	=====
		24,310	24,927,899

Coverage: Respondents who answered LHH_Q120 = 02 to 20 or LHN_Q120 = 02 to 20.
Source: General Social Survey, 2001, derived from LHH_Q240 and LHN_Q240.
Format: I1
Weight variable: WGHT_PER

Variable Name: **REA_RETHOMF_C07** Position: 223 Length: 1

Main reason for FIRST return to parental household... War ended/left army.

		FREQ	WTD
1	Yes	36	40,528
2	No	3,647	3,310,587
7	Not asked	20,599	21,549,705
9	Not stated	28	27,079
		=====	=====
		24,310	24,927,899

Coverage: Respondents who answered LHH_Q120 = 02 to 20 or LHN_Q120 = 02 to 20.
Source: General Social Survey, 2001, derived from LHH_Q240 and LHN_Q240.
Format: I1
Weight variable: WGHT_PER

Variable Name: **REA_RETHOMF_C08** Position: 224 Length: 1

Main reason for FIRST return to parental household... Other work-related reasons (e.g. Started a new job, transferred jobs, etc.).

		FREQ	WTD
1	Yes	116	105,168
2	No	3,567	3,245,947
7	Not asked	20,599	21,549,705
9	Not stated	28	27,079
		=====	=====
		24,310	24,927,899

Coverage: Respondents who answered LHH_Q120 = 02 to 20 or LHN_Q120 = 02 to 20.
Source: General Social Survey, 2001, derived from LHH_Q240 and LHN_Q240.
Format: I1
Weight variable: WGHT_PER

Variable Name: **REA_RETHOMF_C09** Position: 225 Length: 1

Main reason for FIRST return to parental household... Other education-related reasons (e.g. to attend or continue attending school, college, university, etc.).

		FREQ	WTD
1	Yes	161	140,798
2	No	3,522	3,210,317
7	Not asked	20,599	21,549,705
9	Not stated	28	27,079
		=====	=====
		24,310	24,927,899

Coverage: Respondents who answered LHH_Q120 = 02 to 20 or LHN_Q120 = 02 to 20.
Source: General Social Survey, 2001, derived from LHH_Q240 and LHN_Q240.
Format: I1
Weight variable: WGHT_PER

Variable Name: **REA_RETHOMF_C10** Position: 226 Length: 1

Main reason for FIRST return to parental household... Family-related reasons (e.g. Change in family situation, death or illness of family member, to assist a family member, at parents request, etc.).

		FREQ	WTD
1	Yes	232	188,698
2	No	3,451	3,162,417
7	Not asked	20,599	21,549,705
9	Not stated	28	27,079
		=====	=====
		24,310	24,927,899

Coverage: Respondents who answered LHH_Q120 = 02 to 20 or LHN_Q120 = 02 to 20.
Source: General Social Survey, 2001, derived from LHH_Q240 and LHN_Q240.
Format: I1
Weight variable: WGHT_PER

Variable Name: **REA_RETHOMF_C11** Position: 227 Length: 1

Main reason for FIRST return to parental household... Wanted to be back home (e.g. Lonely, homesick, missed family, tried living on own and didn't like it, etc.).

		FREQ	WTD
1	Yes	136	113,639
2	No	3,547	3,237,476
7	Not asked	20,599	21,549,705
9	Not stated	28	27,079
		=====	=====
		24,310	24,927,899

Coverage: Respondents who answered LHH_Q120 = 02 to 20 or LHN_Q120 = 02 to 20.
Source: General Social Survey, 2001, derived from LHH_Q240 and LHN_Q240.
Format: I1
Weight variable: WGHT_PER

Variable Name: **REA_RETHOMF_C12** Position: 228 Length: 1

Main reason for FIRST return to parental household... Respondent's health (e.g. illness or injury, etc.).

		FREQ	WTD
1	Yes	53	44,093
2	No	3,630	3,307,022
7	Not asked	20,599	21,549,705
9	Not stated	28	27,079
		=====	=====
		24,310	24,927,899

Coverage: Respondents who answered LHH_Q120 = 02 to 20 or LHN_Q120 = 02 to 20.
Source: General Social Survey, 2001, derived from LHH_Q240 and LHN_Q240.
Format: I1
Weight variable: WGHT_PER

Variable Name: **AGE_LFTHOMLC** Position: 229 Length: 4

Age of respondent when last left home to live on own.

		FREQ	WTD
0000 : 0075		21,377	20,636,099
99.7	Not asked	2,581	3,976,933
99.8	Don't know	287	257,449
99.9	Not stated	65	57,418
		=====	=====
		24,310	24,927,899

Coverage: Respondents who left home to live on their own at least once.
 Source: General Social Survey 2001, derived from LHH_Q310M, LHH_Q310Y, LHH_Q310A, LHH_Q410M, LHH_Q410Y, LHH_Q410A, LHN_Q310M, LHN_Q310Y, LHN_Q310A, LHN_Q510M, LHN_Q510Y, LHN_Q510A, .
 Format: F4.1
 Weight variable: WGHT_PER

Variable Name: **REA_LFTHOML_C01** Position: 233 Length: 1

Main reason for LAST move from parental household... to attend school.

		FREQ	WTD
1	Yes	3,155	2,991,641
2	No	18,454	17,849,849
7	Not asked	2,589	3,986,190
9	Not stated	112	100,218
		=====	=====
		24,310	24,927,899

Coverage: Respondents who left home to live on their own at least once.
 Source: General Social Survey, 2001, derived variable from LHH_Q320, LHH_Q420, LHN_Q320 and LHN_Q520.
 Format: I1
 Weight variable: WGHT_PER

Variable Name: **REA_LFTHOML_C02** Position: 234 Length: 1

Main reason for LAST move from parental household... because of a job.

		FREQ	WTD
1	Yes	4,102	3,766,023
2	No	17,507	17,075,468
7	Not asked	2,589	3,986,190
9	Not stated	112	100,218
		=====	=====
		24,310	24,927,899

Coverage: Respondents who left home to live on their own at least once.
 Source: General Social Survey, 2001, derived variable from LHH_Q320, LHH_Q420, LHN_Q320 and LHN_Q520.
 Format: I1
 Weight variable: WGHT_PER

Variable Name: **REA_LFTHOML_C03** Position: 235 Length: 1

Main reason for LAST move from parental household... to get married or to live with a partner.

		FREQ	WTD
1	Yes	7,702	7,861,149
2	No	13,907	12,980,342
7	Not asked	2,589	3,986,190
9	Not stated	112	100,218
		=====	=====
		24,310	24,927,899

Coverage: Respondents who left home to live on their own at least once.
Source: General Social Survey, 2001, derived variable from LHH_Q320, LHH_Q420, LHN_Q320 and LHN_Q520.
Format: I1
Weight variable: WGHT_PER

Variable Name: **REA_LFTHOML_C04** Position: 236 Length: 1

Main reason for LAST move from parental household... to be independent / move into own place.

		FREQ	WTD
1	Yes	5,230	4,766,552
2	No	16,379	16,074,939
7	Not asked	2,589	3,986,190
9	Not stated	112	100,218
		=====	=====
		24,310	24,927,899

Coverage: Respondents who left home to live on their own at least once.
Source: General Social Survey, 2001, derived variable from LHH_Q320, LHH_Q420, LHN_Q320 and LHN_Q520.
Format: I1
Weight variable: WGHT_PER

Variable Name: **REA_LFTHOML_C05** Position: 237 Length: 1

Main reason for LAST move from parental household... parent(s) died / hospitalized.

		FREQ	WTD
1	Yes	350	313,038
2	No	21,259	20,528,453
7	Not asked	2,589	3,986,190
9	Not stated	112	100,218
		=====	=====
		24,310	24,927,899

Coverage: Respondents who left home to live on their own at least once.
Source: General Social Survey, 2001, derived variable from LHH_Q320, LHH_Q420, LHN_Q320 and LHN_Q520.
Format: I1
Weight variable: WGHT_PER

Variable Name: **REA_LFTHOML_C06** Position: 238 Length: 1

Main reason for LAST move from parental household... immigrated into Canada.

		FREQ	WTD
1	Yes	534	642,853
2	No	21,075	20,198,638
7	Not asked	2,589	3,986,190
9	Not stated	112	100,218
		=====	=====
		24,310	24,927,899

Coverage: Respondents who left home to live on their own at least once.
 Source: General Social Survey, 2001, derived variable from LHH_Q320, LHH_Q420, LHN_Q320 and LHN_Q520.
 Format: I1
 Weight variable: WGHT_PER

Variable Name: **REA_LFTHOML_C07** Position: 239 Length: 1

Main reason for LAST move from parental household... family problems / conflicts.

		FREQ	WTD
1	Yes	362	340,741
2	No	21,247	20,500,749
7	Not asked	2,589	3,986,190
9	Not stated	112	100,218
		=====	=====
		24,310	24,927,899

Coverage: Respondents who left home to live on their own at least once.
 Source: General Social Survey, 2001, derived variable from LHH_Q320, LHH_Q420, LHN_Q320 and LHN_Q520.
 Format: I1
 Weight variable: WGHT_PER

Variable Name: **REA_LFTHOML_C08** Position: 240 Length: 1

Main reason for LAST move from parental household... other reason.

		FREQ	WTD
1	Yes	333	306,566
2	No	21,276	20,534,925
7	Not asked	2,589	3,986,190
9	Not stated	112	100,218
		=====	=====
		24,310	24,927,899

Coverage: Respondents who left home to live on their own at least once.
 Source: General Social Survey, 2001, derived variable from LHH_Q320, LHH_Q420, LHN_Q320 and LHN_Q520.
 Format: I1
 Weight variable: WGHT_PER

Variable Name: **REA_LFTHOML_C09** Position: 241 Length: 1

Main reason for LAST move from parental household... Joined the armed forces/went to war.

		FREQ	WTD
1	Yes	132	144,407
2	No	21,196	20,293,767
7	Not asked	2,876	4,398,210
9	Not stated	106	91,515
		=====	=====
		24,310	24,927,899

Coverage: Respondents who left home to live on their own at least once.
 Source: General Social Survey, 2001, derived variable from LHH_Q320 LHH_Q420, LHN_Q320 and LHN_Q520.
 Format: I1
 Weight variable: WGHT_PER

Variable Name: **REA_LFTHOML_C10** Position: 242 Length: 1

Main reason for LAST move from parental household... Parent(s) moved.

		FREQ	WTD
1	Yes	146	152,350
2	No	21,182	20,285,824
7	Not asked	2,876	4,398,210
9	Not stated	106	91,515
		=====	=====
		24,310	24,927,899

Coverage: Respondents who left home to live on their own at least once.
 Source: General Social Survey, 2001, derived variable from LHH_Q320, LHH_Q420, LHN_Q320 and LHN_Q520.
 Format: I1
 Weight variable: WGHT_PER

Variable Name: **SR_Q110** Position: 243 Length: 1

Do you or did you have any step-, adopted or half-brothers/sisters?

		FREQ	WTD
1	Yes	3,964	3,912,865
2	No	20,217	20,897,274
9	Not stated	129	117,760
		=====	=====
		24,310	24,927,899

Coverage: All respondents.
 Source: General Social Survey, 2001.
 Format: I1
 Weight variable: WGHT_PER

Variable Name: **SR_Q120** Position: 244 Length: 2

How many step-brothers and /or sisters do you or did you have?

		FREQ	WTD
1 : 20		1,457	1,462,935
00	None	2,491	2,434,360
97	Not asked	20,346	21,015,034
99	Not stated	16	15,570
		=====	=====
		24,310	24,927,899

Coverage: Respondents who answered SR_Q110 = 1.
Source: General Social Survey, 2001.
Format: I2
Weight variable: WGHT_PER

Variable Name: **SR_Q130** Position: 246 Length: 1

Before you were 15 years old, did they live at least part of the time in the same household as you?

		FREQ	WTD
1	Yes, all of them	460	462,126
2	Yes, some of them	167	169,176
3	None	826	827,374
7	Not asked	22,853	23,464,964
9	Not stated	4	4,259
		=====	=====
		24,310	24,927,899

Coverage: Respondents who answered SR_Q120 = 01 to 20.
Source: General Social Survey, 2001.
Format: I1
Weight variable: WGHT_PER

Variable Name: **SR_Q140** Position: 247 Length: 2

How many half-brothers and/or sisters do you or did you have?

		FREQ	WTD
1 : 20		2,385	2,326,029
00	None	1,558	1,562,988
97	Not asked	20,346	21,015,034
99	Not stated	21	23,848
		=====	=====
		24,310	24,927,899

Coverage: Respondents who answered SR_Q110 = 1 or SR_Q120 = 00, 99.
Source: General Social Survey, 2001.
Format: I2
Weight variable: WGHT_PER

Variable Name: **SR_Q150** Position: 249 Length: 1

Before you were 15 years old, did they live at least part of the time in the same household as you?

		FREQ	WTD
1	Yes, all of them	1,004	983,361
2	Yes, some of them	328	307,920
3	None	1,051	1,032,606
7	Not asked	21,925	22,601,870
9	Not stated	2	2,141
		=====	=====
		24,310	24,927,899

Coverage: Respondents who answered SR_Q140 = 01 to 20.
Source: General Social Survey, 2001.
Format: I1
Weight variable: WGHT_PER

Variable Name: **NO_ADBRSIC** Position: 250 Length: 1

Number of adopted brothers/sisters.

		FREQ	WTD
0	None	23,516	24,172,630
1	One	459	450,206
2	Two	121	109,052
3	Three	40	35,465
4	Four	19	20,075
5	Five or more	15	11,534
9	Not stated	140	128,937
		=====	=====
		24,310	24,927,899

Coverage: All respondents.
Source: General Social Survey 2001, derived from SR_Q160.
Format: I1
Weight variable: WGHT_PER

Variable Name: **SR_Q170** Position: 251 Length: 1

Before you were 15 years old, did they live at least part of the time in the same household as you?

		FREQ	WTD
1	Yes, all of them	560	540,663
2	Yes, some of them	23	25,012
3	None	71	60,657
7	Not asked	23,656	24,301,567
9	Not stated	0	0
		=====	=====
		24,310	24,927,899

Coverage: Respondents who answered SR_Q160 = 01 to 20.
Source: General Social Survey, 2001.
Format: I1
Weight variable: WGHT_PER

Variable Name: **NO_FLBRNIC** Position: 252 Length: 1

Number of full (birth) brothers/sisters.

		FREQ	WTD
0	None	2,182	2,151,010
1	One	5,394	5,900,636
2	Two	5,055	5,435,957
3	Three	3,483	3,508,904
4	Four	2,196	2,140,454
5	Five	1,537	1,496,729
6	Six	1,096	1,093,238
7	Seven	862	823,459
8	Eight or more	2,327	2,203,902
9	Not stated	178	173,610
		=====	=====
		24,310	24,927,899

Coverage: All respondents.
Source: General Social Survey 2001, derived from SR_Q180.
Format: I1
Weight variable: WGHT_PER

Variable Name: **NO_BRSIGRWC** Position: 253 Length: 2

Total number of brothers/sisters respondent grew up with.

		FREQ	WTD
0	None	1,112	1,124,279
1	One	4,659	5,107,804
2	Two	5,048	5,460,597
3	Three	3,766	3,812,291
4	Four	2,514	2,476,447
5	Five and more	6,992	6,729,202
99	Not stated	219	217,279
		=====	=====
		24,310	24,927,899

Coverage: All respondents.

Source: General Social Survey 2001, derived from SR_Q120, SR_Q140, SR_Q160, SR_Q180.

Format: I2

Weight variable: WGHT_PER

Variable Name: **SR_Q190** Position: 255 Length: 1

Before you were 15 years old, did they live at least part of the time in the same household as you?

		FREQ	WTD
1	Yes, all of them	20,212	21,091,273
2	Yes, some of them	1,353	1,159,157
3	None	372	341,294
7	Not asked	2,360	2,324,620
9	Not stated	13	11,555
		=====	=====
		24,310	24,927,899

Coverage: Respondents who answered SR_Q180 = 01 to 20.

Source: General Social Survey, 2001.

Format: I1

Weight variable: WGHT_PER

Variable Name: **SR_Q220** Position: 256 Length: 2

How many of these (SIB) brothers/sisters are/were older than you?

		FREQ	WTD
1 : 20		14,222	14,232,711
95	None	4,082	4,230,347
97	Not asked	5,975	6,433,890
99	Not stated	31	30,950
		=====	=====
		24,310	24,927,899

Coverage: Respondents who answered (SR_Q120 + SR_Q140 + SR_Q160 + SR_Q180) > 1.
 Source: General Social Survey, 2001.
 Format: I2
 Weight variable: WGHT_PER
 Note: SIB = Sibling.

Variable Name: **NO_BRSILIVC** Position: 258 Length: 1

Total number of brothers/sisters still living.

		FREQ	WTD
0	None	719	634,215
1	One	5,281	5,669,512
2	Two	5,283	5,631,325
3	Three	3,781	3,797,002
4	Four	2,380	2,390,143
5	Five or more	5,453	5,381,377
7	Not asked	1,112	1,124,279
9	Not stated	301	300,046
		=====	=====
		24,310	24,927,899

Coverage: Respondents who answered (SR_Q120 + SR_Q140 + SR_Q160 + SR_Q180) > 0.
 Source: General Social Survey 2001, derived from SR_Q230 and SR_Q250.
 Format: I1
 Weight variable: WGHT_PER

Variable Name: **NO_OBRSILIVC** Position: 259 Length: 1

Total number of older brothers/sisters still living.

		FREQ	WTD
0	None	3,009	3,148,914
1	One	2,928	3,051,809
2	Two	533	494,681
3	Three	355	344,687
4	Four	229	209,976
5	Five or more older brothers/sisters	486	490,116
7	Not asked	16,737	17,159,106
9	Not stated	33	28,609
		=====	=====
		24,310	24,927,899

Coverage: Respondents who answered $((SR_Q120 + SR_Q140 + SR_Q160 + SR_Q180) > 1$ and $SR_Q220 > 0$ and $SR_Q230 > 0$) or $((SR_Q120 + SR_Q140 + SR_Q160 + SR_Q180) = 1$ and $(SR_Q250 = 1)$).

Source: General Social Survey 2001, derived from SR_Q240 and SR_Q260.

Format: I1

Weight variable: WGHT_PER

Variable Name: **TOT_UNION** Position: 260 Length: 1

Total number of unions(marriage and common-law).

		FREQ	WTD
0	None	4,916	5,457,588
1	One union	15,265	15,482,148
2	Two unions	3,331	3,220,512
3	Three unions	656	634,601
4	Four unions	116	108,070
5	Five unions	20	18,349
6	Six unions	5	5,460
7	Seven unions	0	0
8	Eight unions	1	1,171
		=====	=====
		24,310	24,927,899

Coverage: All respondents.

Source: General Social Survey, 2001, derived from current union variables.

Format: I1

Weight variable: WGHT_PER

Variable Name: **LEG_MARSTAT** Position: 261 Length: 1

Current legal marital status of the respondent.

		FREQ	WTD
1	legally married and not separated?	11,182	12,927,063
2	legally married and separated?	963	695,937
3	divorced (or did you have your marriage annulled)?	2,305	1,733,127
4	widowed?	2,160	1,404,571
5	Never legally married (single)?	7,592	8,066,676
9	Not stated	108	100,524
		=====	=====
		24,310	24,927,899

Coverage: All respondents.
Source: General Social Survey 2001, derived from MA0_Q101, MA0_Q102.
Format: I1
Weight variable: WGHT_PER

Variable Name: **EVER_CL** Position: 262 Length: 1

Respondent ever been in a common-law relationship.

		FREQ	WTD
1	Yes	6,713	6,636,595
2	No	17,402	18,109,750
9	Not stated	195	181,553
		=====	=====
		24,310	24,927,899

Coverage: All respondents.
Source: General Social Survey 2001, derived from MA0_Q107.
Format: I1
Weight variable: WGHT_PER

Variable Name: **EVER_LEGARR** Position: 263 Length: 1

Respondent ever legally married.

		FREQ	WTD
1	Yes	16,633	16,777,448
2	No	7,592	8,066,676
9	Not stated	85	83,775
		=====	=====
		24,310	24,927,899

Coverage: All respondents.
Source: General Social Survey 2001, derived from MA0_Q102, MA0_Q110Y, MA1_Q110Y.
Format: I1
Weight variable: WGHT_PER

Variable Name: **RANK_CURRMARR** Position: 264 Length: 1

Rank of current marriage of respondent.

		FREQ	WTD
0	No current marriage	12,314	11,461,905
1	First marriage	10,631	12,002,044
2	Second marriage	1,270	1,358,082
3	Third marriage	89	98,756
4	Fourth marriage	6	7,111
9	Not stated	0	0
		=====	=====
		24,310	24,927,899

Coverage: All respondents.
 Source: General Social Survey 2001, derived from MA0_Q110.
 Format: I1
 Weight variable: WGHT_PER

Variable Name: **AGE_LIVCUAPP** Position: 265 Length: 5

Age of respondent when started living apart from current marriage.

		FREQ	WTD
00017 : 00079		112	76,669
80	80 or more	8	7,069
999.5	Never lived together	5	5,905
999.7	Not asked	24,135	24,799,230
999.8	Don't know	24	21,148
999.9	Not stated	26	17,878
		=====	=====
		24,310	24,927,899

Coverage: Respondents legally married and not separated, but respondents do not have spouse living in the household.
 Source: General Social Survey 2001, derived from MA0_Q106M, MA0_Q106Y, MA0_Q106A.
 Format: F5.1
 Weight variable: WGHT_PER

Variable Name: **AGE_SEP_MA0C** Position: 270 Length: 4

Age of respondent at time of separation from current marriage.

		FREQ	WTD
0018 : 0079		930	671,858
80	80 or more	2	1,317
99.7	Not asked	23,343	24,228,752
99.8	Don't know	16	13,937
99.9	Not stated	19	12,035
		=====	=====
		24,310	24,927,899

Coverage: Respondents legally married and separated.
Source: General Social Survey 2001, derived from MA0_Q108M, MA0_Q108Y, MA0_Q108A.
Format: F4.1
Weight variable: WGHT_PER

Variable Name: **NO_MARREVER** Position: 274 Length: 1

Number of marriages the respondent has ever had.

		FREQ	WTD
0	No marriage	7,677	8,150,451
1	One	14,722	14,942,347
2	Two	1,767	1,697,627
3	Three	134	127,624
4	Four	10	9,849
		=====	=====
		24,310	24,927,899

Coverage: All respondents.
Source: General Social Survey 2001, derived from MA0_Q110, MA1_Q110, MA2_Q110, MA3_Q110, MA4_Q110.
Format: I1
Weight variable: WGHT_PER

Variable Name: **NO_MARR_NOCL** Position: 275 Length: 1

Number of marriages not preceded by common-law union.

		FREQ	WTD
0	No marriage	10,082	10,624,230
1	One marriage	12,994	13,164,000
2	Two marriages	1,161	1,069,951
3	Three marriages	69	66,089
4	Four marriages	4	3,629
		=====	=====
		24,310	24,927,899

Coverage: All respondents.
Source: General Social Survey 2001, derived from MA0_Q150, MA1_Q150, MA2_Q150, MA3_Q150, MA4_Q150.
Format: I1
Weight variable: WGHT_PER

Variable Name: **NO_CL_FOMARR** Position: 276 Length: 1

Number of common-law unions followed by a marriage.

		FREQ	WTD
0	No common-law union	21,387	21,921,235
1	One common-law union	2,700	2,785,927
2	Two common-law unions	211	207,322
3	Three common-law unions	11	11,043
4	Four common-law unions	1	2,372
		=====	=====
		24,310	24,927,899

Coverage: All respondents.

Source: General Social Survey, 2001, derived from CU0_Q110M-CU4_Q110M, MA0_Q110M-MA4_Q110M and MA0_Q150-MA4_Q150.

Format: I1

Weight variable: WGHT_PER

Variable Name: **AGE_MA0C** Position: 277 Length: 4

Age of respondent at start of current marriage.

		FREQ	WTD
0010 : 0078		11,993	13,453,036
80	80 or more	4	4,692
99.7	Not asked	12,160	11,300,750
99.8	Don't know	76	85,591
99.9	Not stated	77	83,829
		=====	=====
		24,310	24,927,899

Coverage: Respondents legally married.

Source: General Social Survey 2001, derived from MA0_Q110M, MA0_Q110Y, MA0_Q110A.

Format: F4.1

Weight variable: WGHT_PER

Variable Name: **MA0_Q120** Position: 281 Length: 1

What was your spouse's marital status before entering into this marriage? Was it ...

		FREQ	WTD
1	widowed?	166	182,480
2	divorced (or had a previous marriage annulled)?	1,263	1,385,968
3	single (never legally married)?	10,652	11,980,288
7	Not asked	12,160	11,300,750
8	Don't know	0	0
9	Not stated	69	78,413
		=====	=====
		24,310	24,927,899

Coverage: Respondents legally married.
Source: General Social Survey, 2001.
Format: I1
Weight variable: WGHT_PER

Variable Name: **AGEDIFGR_MA0** Position: 282 Length: 2

Age difference between respondent and spouse - current marriage.

		FREQ	WTD
01	Respondent is 11 + years older	256	307,206
02	Respondent is 6 to 10 years older	820	973,004
03	Respondent is 5 years older	382	460,489
04	Respondent is 4 years older	482	593,294
05	Respondent is 3 years older	602	714,798
06	Respondent is 2 years older	793	946,173
07	Respondent is 1 year older	1,055	1,247,377
08	Respondent and spouse/partner are same age	2,438	2,727,833
09	Respondent is 1 year younger	1,154	1,232,849
10	Respondent is 2 years younger	909	968,423
11	Respondent is 3 years younger	749	812,088
12	Respondent is 4 years younger	554	573,663
13	Respondent is 5 years younger	434	450,370
14	Respondent is 6 to 10 years younger	912	975,010
15	Respondent is 11 + years younger	302	311,164
97	Not asked - no spouse/partner in household	12,160	11,300,750
98	Don't know	213	236,876
99	Not stated	95	96,532
		=====	=====
		24,310	24,927,899

Coverage: Respondents legally married.
Source: General Social Survey 2001, derived from MA0_Q110M, MA0_Q110Y, MA0_Q110A, MA0_Q130M, MA0_Q130Y, MA0_Q130A.
Format: I2
Weight variable: WGHT_PER

Variable Name: **MA0_Q140** Position: 284 Length: 1

Did your spouse live common-law with anyone else before entering into this marriage? (current marriage)

		FREQ	WTD
1	Yes	784	837,344
2	No	11,047	12,444,130
7	Not asked	12,160	11,300,750
8	Don't know	173	176,787
9	Not stated	146	168,889
		=====	=====
		24,310	24,927,899

Coverage: Respondents legally married.
Source: General Social Survey, 2001.
Format: I1
Weight variable: WGHT_PER

Variable Name: **MA0_Q141** Position: 285 Length: 1

Does your spouse have any children that you did not raise?

		FREQ	WTD
1	Yes	1,000	1,011,731
2	No	10,965	12,400,106
7	Not asked	12,257	11,417,492
8	Don't know	0	0
9	Not stated	88	98,570
		=====	=====
		24,310	24,927,899

Coverage: Respondents who answered MA0_Q101 = 1 or MA0_Q102 = 1, 2 or (MA0_Q102 = 9 and MARSTAT = 2 and not (MARSTAT = 1 and MA0_Q102 = 2, 9)).
Source: General Social Survey, 2001.
Format: I1
Weight variable: WGHT_PER

Variable Name: **NO_CHSPOC** Position: 286 Length: 1

Number of spouse's children the respondent did not raise.

		FREQ	WTD
0	None	10,965	12,400,106
1	One	351	347,764
2	Two	377	402,975
3	Three	154	150,638
4	Four	61	59,449
5	Five or more	55	49,250
7	Not asked	12,257	11,417,492
9	Not stated	90	100,225
		=====	=====
		24,310	24,927,899

Coverage: Respondents who answered MA0_Q141 = 1.
 Source: General Social Survey 2001, derived from MA0_Q142.
 Format: I1
 Weight variable: WGHT_PER

Variable Name: **NO_CHU19SPOC** Position: 287 Length: 1

Number of spouse's children 18 or less the respondent did not raise.

		FREQ	WTD
0	None	770	786,788
1	One	145	130,992
2	Two or more	78	85,102
7	Not asked	23,310	23,916,168
9	Not stated	7	8,849
		=====	=====
		24,310	24,927,899

Coverage: Respondents who answered MA0_Q143 = 1.
 Source: General Social Survey 2001, derived from MA0_Q144.
 Format: I1
 Weight variable: WGHT_PER

Variable Name: **MA0_Q145** Position: 288 Length: 1

Does your spouse provide financial support for this/those child/children?

		FREQ	WTD
1	Yes	152	150,634
2	No	61	59,441
7	Not asked	24,085	24,707,646
8	Don't know	12	10,179
9	Not stated	0	0
		=====	=====
		24,310	24,927,899

Coverage: Respondents who answered MA0_Q141 = 1 and MA0_Q143 = 1.
Source: General Social Survey, 2001.
Format: I1
Weight variable: WGHT_PER

Variable Name: **MA0_Q146** Position: 289 Length: 1

During the past 12 months, how often did your spouse see (this/those) child/children? Was it...

		FREQ	WTD
1	daily?	28	28,397
2	at least once a week?	46	41,693
3	at least once a month?	45	49,049
4	less than once a month?	36	36,987
5	not at all?	51	47,437
7	Not asked	24,085	24,707,646
8	Don't know	14	9,519
9	Not stated	5	7,171
		=====	=====
		24,310	24,927,899

Coverage: Respondents who answered MA0_Q141 = 1 and MA0_Q143 = 1.
Source: General Social Survey, 2001.
Format: I1
Weight variable: WGHT_PER

Variable Name: **MA0_Q147** Position: 290 Length: 1

During the past 12 months, how often did your spouse have contact by letter, E-mail or telephone with (this/those) child/children? Was it...

		FREQ	WTD
1	daily?	53	55,317
2	at least once a week?	62	64,889
3	at least once a month?	36	33,333
4	less than once a month?	17	13,759
5	not at all?	35	33,896
7	Not asked	24,085	24,707,646
8	Don't know	17	11,888
9	Not stated	5	7,171
		=====	=====
		24,310	24,927,899

Coverage: Respondents who answered MA0_Q141 = 1 and MA0_Q143 = 1.

Source: General Social Survey, 2001.

Format: I1

Weight variable: WGHT_PER

Variable Name: **MA0_Q150** Position: 291 Length: 1

Did you and your spouse live common-law before entering into this marriage?

		FREQ	WTD
1	Yes	2,299	2,489,103
2	No	302	305,702
7	Not asked	21,693	22,114,964
9	Not stated	16	18,129
		=====	=====
		24,310	24,927,899

Coverage: Respondents who answered (MA0_Q140 = 1, 2, 8, 9 and (MARSTAT = 1 and MA0_Q102 = 2, 9)) or

(MA0_Q141 = 1, 2, 9 and (MARSTAT = 1 or MA0_Q107 = 1)).

Source: General Social Survey, 2001.

Format: I1

Weight variable: WGHT_PER

Variable Name: **AGE_CL_MAO** Position: 292 Length: 5

Age of respondent at start of common-law before current marriage.

		FREQ	WTD
00010 : 00067		2,241	2,427,955
999.7	Not asked	22,011	22,438,796
999.8	Don't know	48	49,315
999.9	Not stated	10	11,833
		=====	=====
		24,310	24,927,899

Coverage: Respondents have been a partner in a common-law relationship or is currently in a common-law relationship.
Source: General Social Survey 2001, derived from MA0_Q160M, MA0_Q160Y, MA0_Q160A or MA0_Q161M, MA0_Q161Y, MA0_Q161A.
Format: F5.1
Weight variable: WGHT_PER

Variable Name: **WEVER_MARR** Position: 297 Length: 1

Respondent expects to marry or remarry.

		FREQ	WTD
1	Yes	4,955	5,520,940
2	No	5,436	4,231,746
3	Current law does not permit marriage	41	43,630
7	Not asked	12,221	13,699,407
8	Don't know	1,513	1,303,368
9	Not stated	144	128,808
		=====	=====
		24,310	24,927,899

Coverage: Respondents that are not currently married.
Source: General Social Survey 2001, derived from MAE_Q120, MAE_Q130.
Format: I1
Weight variable: WGHT_PER

Variable Name: **MAE_Q140** Position: 298 Length: 3

At what age would you like to get married/remarried?

		FREQ	WTD
18 : 85		3,809	4,385,681
997	Not asked	19,355	19,406,959
998	Don't know	1,089	1,074,810
999	Not stated	57	60,449
		=====	=====
		24,310	24,927,899

Coverage: Respondents who answered MAE_Q120 = 1 or MAE_Q130 = 1.
Source: General Social Survey, 2001.
Format: I3
Weight variable: WGHT_PER

Variable Name: **CURRMARR_MARR1** Position: 301 Length: 1

First marriage is current marriage

		FREQ	WTD
1	Yes, current marriage	10,758	12,135,021
2	No	5,875	4,642,427
7	Not asked	7,677	8,150,451
		=====	=====
		24,310	24,927,899

Coverage: Respondents who had at least one marriage.
Source: General Social Survey, 2001, derived from MA0_Q110Y, MA1_Q110Y.
Format: I1
Weight variable: WGHT_PER

Variable Name: **AGE_MARR1C** Position: 302 Length: 4

Age of respondent at start of first marriage.

		FREQ	WTD
0010 : 0072		16,333	16,494,226
80	80 or more	2	2,525
99.7	Not asked	7,677	8,150,451
99.8	Don't know	164	155,606
99.9	Not stated	134	125,091
		=====	=====
		24,310	24,927,899

Coverage: Respondents who had at least one marriage.
Source: General Social Survey 2001, derived from MA0_Q110M, MA0_Q110Y, MA0_Q110A, MA1_Q110M, MA1_Q110Y, MA1_Q110A.
Format: F4.1
Weight variable: WGHT_PER

Variable Name: **MSPR_MARR1** Position: 306 Length: 1

Marital status of first spouse before entering into that marriage.

		FREQ	WTD
1	Widowed	106	92,640
2	Divorced	925	912,173
3	Single (never legally married)	15,457	15,641,613
7	Not asked	7,677	8,150,451
9	Not stated	145	131,022
		=====	=====
		24,310	24,927,899

Coverage: Respondents who had at least one marriage.
Source: General Social Survey, 2001, derived variable from MA0_Q120, MA1_Q120.
Format: I1
Weight variable: WGHT_PER

Variable Name: **CLPR_MARR1** Position: 307 Length: 1

First spouse lived common-law with anyone else before this marriage.

		FREQ	WTD
1	Yes	787	808,338
2	No	15,333	15,497,725
7	Not asked	7,677	8,150,451
8	Don't know	305	260,993
9	Not stated	208	210,392
		=====	=====
		24,310	24,927,899

Coverage: Respondents who had at least one marriage.
Source: General Social Survey, 2001, derived variable from MA0_Q140 and MA1_Q140.
Format: I1
Weight variable: WGHT_PER

Variable Name: **CLRESPR_MARR1** Position: 308 Length: 1

First spouse lived common-law with respondent before this marriage.

		FREQ	WTD
1	Yes	2,452	2,515,544
2	No	1,450	1,379,767
7	Not asked	20,361	20,986,921
9	Not stated	47	45,668
		=====	=====
		24,310	24,927,899

Coverage: Respondents who had at least one marriage and who have ever been a partner in a common-law relationship (MA0_Q107 = 1) or currently living in a common-law relationship.
Source: General Social Survey, 2001, derived variable from MA0_Q150, MA1_Q150, MA0_Q107 and the Household composition matrix.
Format: I1
Weight variable: WGHT_PER

Variable Name: **AGECLPR_MARR1** Position: 309 Length: 5

Age when respondent lived common-law with first spouse.

		FREQ	WTD
00010 : 00058		2,377	2,439,543
999.7	Not asked	21,858	22,412,355
999.8	Don't know	63	63,213
999.9	Not stated	12	12,787
		=====	=====
		24,310	24,927,899

Coverage: Respondents who lived common-law with first spouse before marriage (MA1_Q150 = 1 or MA0_Q150 = 1 if current marriage is first marriage).
Source: General Social Survey 2001, derived variable from MA0_A160M, MA0_Q160Y, MA0_Q160A, MA0_A161M, MA0_Q161Y, MA0_Q161A, MA1_A160M, MA1_Q160Y, MA1_Q160A.
Format: 5.1
Weight variable: WGHT_PER

Variable Name: **END_MARR1** Position: 314 Length: 2

Reason for end of first marriage

		FREQ	WTD
01	Separation and then divorce or annulment	3,125	2,657,321
02	Separation and then death of spouse	60	37,891
03	Death of spouse	2,125	1,435,407
04	Divorce or annulment without separation	529	486,903
05	Other reason	8	5,806
06	Marriage has not ended (current marriage)	9,944	11,541,929
07	Separation, but divorce is not final (current marriage)	814	593,092
97	Not asked	7,677	8,150,451
99	Not stated	28	19,099
		=====	=====
		24,310	24,927,899

Coverage: Respondents who had at least one marriage.
 Source: General Social Survey, 2001, derived variable from MA1_Q170.
 Format: I2
 Weight variable: WGHT_PER

Variable Name: **AGE_SEP_MARR1C** Position: 316 Length: 4

Age of respondent when last separation happened during first marriage.

		FREQ	WTD
0016 : 0079		3,635	2,995,435
80	80 or more	2	1,317
99.7	Not asked	20,303	21,632,929
99.8	Don't know	314	251,245
99.9	Not stated	56	46,973
		=====	=====
		24,310	24,927,899

Coverage: Respondents who separated during their first marriage (END_MARR1 = 1, 2, 5, 7).
 Source: General Social Survey 2001, derived variable from MA0_Q108M, MA0_Q108Y, MA0_Q108A,
 MA1_Q180M, MA1_Q180Y, MA1_Q180A.
 Format: F4.1
 Weight variable: WGHT_PER

Variable Name: **AGE_DIV_MARR1** Position: 320 Length: 5

Age of respondent when divorce or annulment was final for first marriage.

		FREQ	WTD
00016 : 00073		3,360	2,899,428
999.7	Not asked	20,655	21,782,062
999.8	Don't know	254	209,745
999.9	Not stated	41	36,664
		=====	=====
		24,310	24,927,899

Coverage: Respondents who divorced in their first marriage (END_MARR1 = 1, 4).
 Source: General Social Survey 2001, derived variable from MA1_Q190M, MA1_Q190Y, MA1_Q190A.
 Format: F5.1
 Weight variable: WGHT_PER

Variable Name: **AGE_DTH_MARR1C** Position: 325 Length: 4

Age of respondent when first spouse died.

		FREQ	WTD
00016 : 00079		1,966	1,317,244
80	80 or more	93	64,155
99.7	Not asked	22,120	23,451,517
99.8	Don't know	87	65,071
99.9	Not stated	44	29,912
		=====	=====
		24,310	24,927,899

Coverage: Respondents whose spouse died during first marriage (END_MARR1 = 2, 3).
 Source: General Social Survey 2001, derived variable from MA1_Q210M, MA1_Q210Y, MA1_Q210A.
 Format: F4.1
 Weight variable: WGHT_PER

Variable Name: **AGEDIFGR_MARR1** Position: 329 Length: 2

Age difference between respondent and first spouse.

		FREQ	WTD
01	Respondent 11+ years older	159	185,150
02	Respondent 6-10 years older	834	937,499
03	Respondent 5 years older	416	473,603
04	Respondent 4 years older	593	657,598
05	Respondent 3 years older	747	838,610
06	Respondent 2 years older	1,026	1,111,718
07	Respondent 1 year older	1,350	1,496,899
08	Respondent same age	3,281	3,379,657
09	Respondent 1 year younger	1,606	1,562,854
10	Respondent 2 years younger	1,311	1,231,717
11	Respondent 3 years younger	1,086	1,064,238
12	Respondent 4 years younger	819	759,468
13	Respondent 5 years younger	637	575,205
14	Respondent 6-10 years younger	1,410	1,302,459
15	Respondent 11+ years younger	525	425,667
97	Not asked	7,677	8,150,451
98	Don't know	631	587,256
99	Not stated	202	187,851
		=====	=====
		24,310	24,927,899

Coverage: Respondents who had at least one marriage.

Source: General Social Survey, 2001, derived from Household composition matrix or MA0_Q130M,

MA0_Q130Y, MA0_Q130A, MA1_Q130M, MA1_Q130Y, MA1_Q130A.

Format: I2

Weight variable: WGHT_PER

Variable Name: **CURRMARR_MARR2** Position: 331 Length: 1

Second marriage is current marriage

		FREQ	WTD
1	Yes, current marriage	1,292	1,380,007
2	No	619	455,094
7	Not asked	22,399	23,092,798
		=====	=====
		24,310	24,927,899

Coverage: Respondents who had at least two marriages.

Source: General Social Survey, 2001, derived variable from MA0_Q110Y, MA2_Q110Y.

Format: I1

Weight variable: WGHT_PER

Variable Name: **AGE_MARR2C** Position: 332 Length: 4

Age of respondent at start of second marriage.

		FREQ	WTD
0015 : 0079		1,834	1,775,406
80	80 or more	3	2,814
99.7	Not asked	22,399	23,092,798
99.8	Don't know	57	42,036
99.9	Not stated	17	14,845
		=====	=====
		24,310	24,927,899

Coverage: Respondents who had at least two marriages.
Source: General Social Survey 2001, derived from MA0_Q110M, MA0_Q110Y, MA0_Q110A, MA2_Q110M, MA2_Q110Y, MA2_Q110A.
Format: F4.1
Weight variable: WGHT_PER

Variable Name: **MSPR_MARR2** Position: 336 Length: 1

Marital status of second spouse before entering into that marriage.

		FREQ	WTD
1	Widowed	175	143,308
2	Divorced	863	848,278
3	Single (never legally married)	855	827,906
7	Not asked	22,399	23,092,798
9	Not stated	18	15,609
		=====	=====
		24,310	24,927,899

Coverage: Respondents who had at least two marriages.
Source: General Social Survey, 2001, derived variable from MA0_Q120, MA2_Q120.
Format: I1
Weight variable: WGHT_PER

Variable Name: **CLPR_MARR2** Position: 337 Length: 1

Second spouse lived common-law with anyone else before this marriage.

		FREQ	WTD
1	Yes	296	289,031
2	No	1,479	1,427,160
7	Not asked	22,399	23,092,798
8	Don't know	106	89,554
9	Not stated	30	29,356
		=====	=====
		24,310	24,927,899

Coverage: Respondents who had at least two marriages.
Source: General Social Survey, 2001, derived variable from MA0_Q140, MA2_Q140.
Format: I1
Weight variable: WGHT_PER

Variable Name: **CLRESPR_MARR2** Position: 338 Length: 1

Second spouse lived common-law with respondent before this marriage.

		FREQ	WTD
1	Yes	650	671,965
2	No	170	148,748
7	Not asked	23,479	24,098,533
9	Not stated	11	8,653
		=====	=====
		24,310	24,927,899

Coverage: Respondents who had at least two marriages and who have ever been a partner in a common-law relationship (MA0_Q107 = 1) or currently living in a common-law relationship.
Source: General Social Survey, 2001, derived variable from MA0_Q150, MA2_Q150, MA0_Q107 and the Household composition matrix.
Format: I1
Weight variable: WGHT_PER

Variable Name: **AGECLPR_MARR2** Position: 339 Length: 5

Age when respondent lived common-law with second spouse.

		FREQ	WTD
00014 : 00075		607	631,941
999.7	Not asked	23,660	24,255,934
999.8	Don't know	39	37,267
999.9	Not stated	4	2,757
		=====	=====
		24,310	24,927,899

Coverage: Respondents who lived common-law with second spouse before marriage (MA2_Q150 = 1 or MA0_Q150 = 1 if current marriage is second marriage).
Source: General Social Survey 2001, derived from MA0_Q160M, MA0_Q160Y, MA0_Q160A, MA0_Q161M, MA0_Q161Y, MA0_Q161A, MA2_Q160M, MA2_Q160Y, MA2_Q160A.
Format: 5.1
Weight variable: WGHT_PER

Variable Name: **END_MARR2** Position: 344 Length: 2

Reason for end of second marriage

		FREQ	WTD
01	Separation and then divorce or annulment	323	258,695
02	Separation and then death of spouse	6	3,340
03	Death of spouse	225	140,223
04	Divorce or annulment without separation	58	45,938
05	Other reason	4	4,894
06	Marriage has not ended (current marriage)	1,160	1,291,605
07	Separation, but divorce is not final (current marriage)	132	88,402
97	Not asked	22,399	23,092,798
98	Don't know	0	0
99	Not stated	3	2,004
		=====	=====
		24,310	24,927,899

Coverage: Respondents who had at least two marriages.

Source: General Social Survey, 2001, derived variable from MA2_Q170, MA2_Q180M.

Format: I2

Weight variable: WGHT_PER

Variable Name: **AGE_SEP_MARR2** Position: 346 Length: 5

Age of respondent when last separation happened during second marriage.

		FREQ	WTD
00022 : 00076		394	296,474
999.7	Not asked	23,845	24,572,568
999.8	Don't know	54	43,491
999.9	Not stated	17	15,366
		=====	=====
		24,310	24,927,899

Coverage: Respondents who had a separation in their second marriage (END_MARR2 = 1, 2, 5, 7).

Source: General Social Survey 2001, derived variable from MA0_Q108M, MA0_Q108Y, MA0_Q108A, MA2_Q180M, MA2_Q180Y, MA2_Q180A.

Format: F5.1

Weight variable: WGHT_PER

Variable Name: **AGE_DIV_MARR2C** Position: 351 Length: 4

Age of respondent when divorce or annulment was final for second marriage.

		FREQ	WTD
0021 : 0072		332	267,064
80	80 or more	2	981
99.7	Not asked	23,929	24,623,266
99.8	Don't know	37	31,138
99.9	Not stated	10	5,450
		=====	=====
		24,310	24,927,899

Coverage: Respondents who divorced in their second marriage (END_MARR2 = 1, 4).
 Source: General Social Survey 2001, derived variable from MA2_Q190M, MA2_Q190Y, MA2_Q190A.
 Format: F4.1
 Weight variable: WGHT_PER

Variable Name: **AGE_DTH_MARR2C** Position: 355 Length: 4

Age of respondent when second spouse died.

		FREQ	WTD
0032 : 0079		204	122,894
80	80 or more	14	7,858
99.7	Not asked	24,079	24,784,336
99.8	Don't know	8	8,425
99.9	Not stated	5	4,385
		=====	=====
		24,310	24,927,899

Coverage: Respondents whose spouse died during second marriage (END_MARR2 = 2, 3).
 Source: General Social Survey 2001, derived variable from MA2_Q210M, MA2_Q210Y, MA2_Q210A.
 Format: F4.1
 Weight variable: WGHT_PER

Variable Name: **AGEDIFGR_MARR2** Position: 359 Length: 2

Age difference between respondent and second spouse.

		FREQ	WTD
01	Respondent 11+ years older	153	152,720
02	Respondent 6-10 years older	261	250,601
03	Respondent 5 years older	84	83,608
04	Respondent 4 years older	69	73,700
05	Respondent 3 years older	84	87,962
06	Respondent 2 years older	89	93,107
07	Respondent 1 year older	100	102,866
08	Respondent same age	210	202,911
09	Respondent 1 year younger	113	113,634
10	Respondent 2 years younger	90	85,848
11	Respondent 3 years younger	76	81,351
12	Respondent 4 years younger	67	66,552
13	Respondent 5 years younger	60	53,329
14	Respondent 6-10 years younger	172	151,597
15	Respondent 11+ years younger	121	105,014
97	Not asked	22,399	23,092,798
98	Don't know	141	111,788
99	Not stated	21	18,513
		=====	=====
		24,310	24,927,899

Coverage: Respondents who had at least two marriages.

Source: General Social Survey, 2001, derived from Household composition matrix, MA0_Q130M, MA0_Q130Y, MA0_Q130A, MA2_Q130M, MA1_Q230Y, MA2_Q130A.

Format: I2

Weight variable: WGHT_PER

Variable Name: **CURRMARR_MARR3** Position: 361 Length: 1

Third marriage is current marriage

		FREQ	WTD
1	Yes, current marriage	94	105,010
2	No	50	32,464
7	Not asked	24,166	24,790,425
		=====	=====
		24,310	24,927,899

Coverage: Respondents who had at least three marriages.

Source: General Social Survey, 2001, derived variable from MA0_Q110Y, MA3_Q110Y.

Format: I1

Weight variable: WGHT_PER

Variable Name: **AGE_MARR3C** Position: 362 Length: 4

Age of respondent at start of third marriage.

		FREQ	WTD
0025 : 0071		135	129,762
80	80 or more	1	467
99.7	Not asked	24,166	24,790,425
99.8	Don't know	5	6,331
99.9	Not stated	3	913
		=====	=====
		24,310	24,927,899

Coverage: Respondents who had at least three marriages.
Source: General Social Survey 2001, derived from MA0_Q110M, MA0_Q110Y, MA0_Q110A, MA3_Q110M, MA3_Q110Y, MA3_Q110A.
Format: F4.1
Weight variable: WGHT_PER

Variable Name: **MSPR_MARR3** Position: 366 Length: 1

Marital status of third spouse before entering into that marriage.

		FREQ	WTD
1	Widowed	23	26,272
2	Divorced	76	73,689
3	Single (never legally married)	41	35,604
7	Not asked	24,166	24,790,425
9	Not stated	4	1,909
		=====	=====
		24,310	24,927,899

Coverage: Respondents who had at least three marriages.
Source: General Social Survey, 2001, derived variable from MA0_Q120, MA3_Q120.
Format: I1
Weight variable: WGHT_PER

Variable Name: **CLPR_MARR3** Position: 367 Length: 1

Third spouse lived common-law with anyone else before this marriage.

		FREQ	WTD
1	Yes	30	27,883
2	No	96	96,064
7	Not asked	24,166	24,790,425
8	Don't know	10	7,047
9	Not stated	8	6,480
		=====	=====
		24,310	24,927,899

Coverage: Respondents who had at least three marriages.
Source: General Social Survey, 2001, derived variable from MA0_Q140 and MA3_Q140.
Format: I1
Weight variable: WGHT_PER

Variable Name: **CLRESPR_MARR3** Position: 368 Length: 1

Third spouse lived common-law with respondent before this marriage.

		FREQ	WTD
1	Yes	53	50,915
2	No	35	31,537
7	Not asked	24,218	24,842,839
9	Not stated	4	2,607
		=====	=====
		24,310	24,927,899

Coverage: Respondents who had at least three marriages and who have ever been a partner in a common-law relationship (MA0_Q107 = 1) or currently living in a common-law relationship.
Source: General Social Survey, 2001, derived variable from MA0_Q150, MA3_Q150. MA0_Q107 and the Household composition matrix.
Format: I1
Weight variable: WGHT_PER

Variable Name: **AGECLPR_MARR3** Position: 369 Length: 5

Age when respondent lived common-law with third spouse.

		FREQ	WTD
00027 : 00067		50	46,188
999.7	Not asked	24,257	24,876,983
999.8	Don't know	3	4,727
999.9	Not stated	0	0
		=====	=====
		24,310	24,927,899

Coverage: Respondents who lived common-law with third spouse before marriage (MA3_Q150 = 1 or MA0_Q150 = 1 if current marriage is third marriage).
Source: General Social Survey 2001, derived variable from MA0_A160M, MA0_Q160Y, MA0_Q160A, MA0_A161M, MA0_Q161Y, MA0_Q161A, MA3_A160M, MA3_Q160Y, MA3_Q160A.
Format: 5.1
Weight variable: WGHT_PER

Variable Name: **END_MARR3** Position: 374 Length: 2

Reason for end of third marriage

		FREQ	WTD
01	Separation and then divorce or annulment	29	19,402
02	Separation and then death of spouse	1	525
03	Death of spouse	15	8,851
04	Divorce or annulment without separation	4	3,450
05	Other reason	0	0
06	Marriage has not ended (current marriage)	77	90,567
07	Separation, but divorce is not final (current marriage)	17	14,443
97	Not asked	24,166	24,790,425
99	Not stated	1	235
		=====	=====
		24,310	24,927,899

Coverage: Respondents who had at least three marriages.
 Source: General Social Survey, 2001, derived variable from MA3_Q170.
 Format: I2
 Weight variable: WGHT_PER

Variable Name: **AGE_SEP_MARR3** Position: 376 Length: 5

Age of respondent when last separation happened during third marriage.

		FREQ	WTD
00030 : 00078		42	28,754
999.7	Not asked	24,263	24,893,528
999.8	Don't know	4	5,159
999.9	Not stated	1	457
		=====	=====
		24,310	24,927,899

Coverage: Respondents who had a separation in their third marriage (END_MARR3 = 1, 2, 5, 7).
 Source: General Social Survey 2001, derived variable from MA0_Q108M, MA0_Q108Y, MA0_Q108A, MA3_Q180M, MA3_Q180Y, MA3_Q180A.
 Format: F5.1
 Weight variable: WGHT_PER

Variable Name: **AGE_DIV_MARR3** Position: 381 Length: 5

Age of respondent when divorce or annulment was final for third marriage.

		FREQ	WTD
00033 : 00071		24	15,830
999.7	Not asked	24,277	24,905,046
999.8	Don't know	6	5,348
999.9	Not stated	3	1,674
		=====	=====
		24,310	24,927,899

Coverage: Respondents who divorced in their third marriage (END_MARR3 = 1, 4).
 Source: General Social Survey 2001, derived variable from MA3_Q190M, MA3_Q190Y, MA3_Q190A.
 Format: F5.1
 Weight variable: WGHT_PER

Variable Name: **AGE_DTH_MARR3C** Position: 386 Length: 4

Age of respondent when third spouse died.

		FREQ	WTD
0040 : 0073		13	7,418
80	80 or more	2	983
99.7	Not asked	24,294	24,918,522
99.8	Don't know	0	0
99.9	Not stated	1	975
		=====	=====
		24,310	24,927,899

Coverage: Respondents whose spouse died during third marriage (END_MARR3 = 2, 3).
 Source: General Social Survey 2001, derived variable from MA3_Q210M, MA3_Q210Y, MA3_Q210A.
 Format: F4.1
 Weight variable: WGHT_PER

Variable Name: **AGEDIFGR_MARR3** Position: 390 Length: 2

Age difference between respondent and third spouse.

		FREQ	WTD
01	Respondent 11+ years older	13	16,795
02	Respondent 6-10 years older	23	19,526
03	Respondent 5 years older	9	8,449
04	Respondent 4 years older	5	5,918
05	Respondent 3 years older	3	2,519
06	Respondent 2 years older	5	6,478
07	Respondent 1 year older	3	2,517
08	Respondent same age	12	12,324
09	Respondent 1 year younger	7	8,385
10	Respondent 2 years younger	8	7,611
11	Respondent 3 years younger	5	5,561
12	Respondent 4 years younger	6	3,685
13	Respondent 5 years younger	5	5,642
14	Respondent 6-10 years younger	15	12,206
15	Respondent 11+ years younger	10	7,680
97	Not asked	24,166	24,790,425
98	Don't know	11	11,020
99	Not stated	4	1,159
		=====	=====
		24,310	24,927,899

Coverage: Respondents who had at least three marriages.

Source: General Social Survey, 2001, derived from Household composition matrix, MA0_Q130M, MA0_Q130Y, MA0_Q130A, MA3_Q130M, MA3_Q130Y, MA3_Q130A.
Format: I2
Weight variable: WGHT_PER

Variable Name: **PR_CL** Position: 392 Length: 1

Respondent is currently living with a common-law partner.

		FREQ	WTD
1	Yes	2,072	2,419,877
2	No	22,238	22,508,022
		=====	=====
		24,310	24,927,899

Coverage: All respondents.

Source: General Social Survey 2001, derived from Household matrix composition.
Format: I1
Weight variable: WGHT_PER

Variable Name: **RANK_CURRUN** Position: 393 Length: 2

Rank of respondent's current union (Common-law or marriage).

		FREQ	WTD
00	No current union	10,156	8,962,215
01	First union	11,267	12,772,068
02	Second union	2,354	2,597,393
03	Third union	439	495,866
04	Fourth union	77	83,029
05	Fifth union	13	13,057
06	Sixth union	3	3,100
07	Seventh union	0	0
08	Eighth union	1	1,171
		=====	=====
		24,310	24,927,899

Coverage: All respondents.
 Source: General Social Survey, 2001, derived from current union variables.
 Format: I2
 Weight variable: WGHT_PER

Variable Name: **CU0_Q107** Position: 395 Length: 1

Have you ever been a partner in a common-law relationship that was not followed by marriage?
 (Common-law partners refer to two people of the opposite sex or of the same sex who live together as a couple but who are not legally married to each other.)

		FREQ	WTD
1	Yes	1,087	939,612
2	No	2,178	2,220,817
7	Not asked	21,021	21,743,425
9	Not stated	24	24,045
		=====	=====
		24,310	24,927,899

Coverage: Respondents who answered (CU0_Q102 = 2, 9 and (MA0_Q102 = 1, 2, 3, 4, 9 or MA0_Q107 = 2, 7, 9)) or
 (MA0_Q107 = 1 and (MA0_Q101 = 1 or MA0_Q102 = 1)).
 Source: General Social Survey, 2001.
 Format: I1
 Weight variable: WGHT_PER

Variable Name: **AGE_CU0C** Position: 396 Length: 4

Age of respondent at start of current common-law.

		FREQ	WTD
0014 : 0079		2,078	2,414,050
80	80 or more	1	935
99.7	Not asked	22,152	22,428,209
99.8	Don't know	22	23,552
99.9	Not stated	57	61,154
		=====	=====
		24,310	24,927,899

Coverage: All respondents who had at least one common-law union.
 Source: General Social Survey 2001, derived from CU0_Q110M, CU0_Q110Y, CU0_Q110A.
 Format: F4.1
 Weight variable: WGHT_PER

Variable Name: **CU0_Q120** Position: 400 Length: 1

What was your partner's marital status before entering into this union? Was it...

		FREQ	WTD
1	widowed?	63	69,661
2	separated?	207	250,306
3	divorced (or had previous marriage annulled)?	407	480,568
4	single (never legally married)?	1,419	1,634,412
7	Not asked	22,152	22,428,209
9	Not stated	62	64,743
		=====	=====
		24,310	24,927,899

Coverage: Respondents who answered (not((MA0_Q107 = 2 or MA0_Q107 = 9) and (MA0_Q101 = 1 or MA0_Q102 = 1)) and (PRTYPE = 2, 3)) or (CU0_Q102 = 1).
 Source: General Social Survey, 2001.
 Format: I1
 Weight variable: WGHT_PER

Variable Name: **AGEDIFGR_CU0** Position: 401 Length: 2

Age difference between respondent and partner - current common-law.

		FREQ	WTD
01	Respondent is 11 + years older	82	94,660
02	Respondent is 6 to 10 years older	189	227,996
03	Respondent is 5 years older	60	69,781
04	Respondent is 4 years older	63	81,366
05	Respondent is 3 years older	101	118,941
06	Respondent is 2 years older	117	136,938
07	Respondent is 1 year older	148	175,450
08	Respondent and spouse/partner are same age	319	361,285
09	Respondent is 1 year younger	136	155,349
10	Respondent is 2 years younger	138	155,783
11	Respondent is 3 years younger	95	114,415
12	Respondent is 4 years younger	88	94,204
13	Respondent is 5 years younger	73	82,920
14	Respondent is 6 to 10 years younger	220	242,801
15	Respondent is 11 + years younger	95	99,617
97	Not asked - no spouse/partner in household	22,152	22,428,209
98	Don't know	172	221,343
99	Not stated	62	66,840
		=====	=====
		24,310	24,927,899

Coverage: All respondents who had at least one common-law union.
 Source: General Social Survey 2001, derived from CU0_Q110M, CU0_Q110Y, CU0_Q110A, CU0_Q130M,
 CU0_Q130Y, CU0_Q130A.
 Format: I2
 Weight variable: WGHT_PER

Variable Name: **CU0_Q140** Position: 403 Length: 1

Did your partner live common-law with anyone else before entering into this union?

		FREQ	WTD
1	Yes	517	611,826
2	No	1,516	1,753,162
7	Not asked	22,152	22,428,209
8	Don't know	61	62,482
9	Not stated	64	72,220
		=====	=====
		24,310	24,927,899

Coverage: Respondents who answered (not((MA0_Q107 = 2 or MA0_Q107 = 9) and (MA0_Q101 = 1 or MA0_Q102 = 1)) and (PRTYPE = 2, 3)) or (CU0_Q102 = 1).
 Source: General Social Survey, 2001.
 Format: I1
 Weight variable: WGHT_PER

Variable Name: **NO_CHCLPRC** Position: 404 Length: 1

Number of children of common-law partner that the respondent did not raise.

		FREQ	WTD
0	None	1,537	1,797,580
1	One child	207	236,523
2	Two children	214	243,780
3	Three children	88	100,721
4	Four children	32	33,601
5	Five or more children	17	18,800
7	Not asked	22,152	22,428,209
8	Don't know	3	4,578
9	Not stated	60	64,107
		=====	=====
		24,310	24,927,899

Coverage: All respondents who had at least one common-law union.
 Source: General Social Survey 2001, derived from CU0_Q141, CU0_Q142.
 Format: I1
 Weight variable: WGHT_PER

Variable Name: **NO_CHU19CLPRC** Position: 405 Length: 1

Number of children younger than 19 years of age, of common-law partner that the respondent did not raise.

		FREQ	WTD
0	None	324	370,937
1	One child	135	151,236
2	Two or more children	99	111,453
7	Not asked	23,750	24,291,670
9	Not stated	2	2,603
		=====	=====
		24,310	24,927,899

Coverage: All respondents who had at least one common-law union.
 Source: General Social Survey 2001, derived from CU0_Q143, CU0_Q144.
 Format: I1
 Weight variable: WGHT_PER

Variable Name: **CU0_Q145** Position: 406 Length: 1

Does your partner provide financial support for this/those child/children?

		FREQ	WTD
1	Yes	188	215,378
2	No	42	43,323
7	Not asked	24,076	24,665,210
8	Don't know	3	3,237
9	Not stated	1	752
		=====	=====
		24,310	24,927,899

Coverage: Respondents who answered CU0_Q143 = 1.
Source: General Social Survey, 2001.
Format: I1
Weight variable: WGHT_PER

Variable Name: **CU0_Q146** Position: 407 Length: 1

During the past 12 months, how often did your partner see (this/those) child/children? Was it ...

		FREQ	WTD
1	daily?	58	70,320
2	at least once a week?	50	51,554
3	at least once a month?	56	62,953
4	less than once a month?	40	45,070
5	not at all?	23	24,404
7	Not asked	24,076	24,665,210
8	Don't know	2	2,358
9	Not stated	5	6,030
		=====	=====
		24,310	24,927,899

Coverage: Respondents who answered CU0_Q143 = 1.
Source: General Social Survey, 2001.
Format: I1
Weight variable: WGHT_PER

Variable Name: **CU0_Q147** Position: 408 Length: 1

During the past 12 months, how often did your partner have contact by letter, E-mail or telephone with (this/those) child/children? Was it ...

		FREQ	WTD
1	daily?	78	84,477
2	at least once a week?	76	84,544
3	at least once a month?	25	32,344
4	less than once a month?	14	15,938
5	not at all?	29	30,999
7	Not asked	24,076	24,665,210
8	Don't know	7	8,358
9	Not stated	5	6,030
		=====	=====
		24,310	24,927,899

Coverage: Respondents who answered CU0_Q143 = 1.
Source: General Social Survey, 2001.
Format: I1
Weight variable: WGHT_PER

Variable Name: **CU0_Q220** Position: 409 Length: 1

Have you had a previous common-law relationship that was not followed by marriage?

		FREQ	WTD
1	Yes	515	617,737
2	No	1,583	1,817,916
7	Not asked	22,152	22,428,209
9	Not stated	60	64,037
		=====	=====
		24,310	24,927,899

Coverage: Respondents who answered (not((MA0_Q107 = 2 or MA0_Q107 = 9) and (MA0_Q101 = 1 or MA0_Q102 = 1)) and (PRTYPE = 2, 3)) or (CU0_Q102 = 1).
Source: General Social Survey, 2001.
Format: I1
Weight variable: WGHT_PER

Variable Name: **RANK_CURRCL** Position: 410 Length: 1

Rank of respondent's current common-law union, which was not followed by marriage.

		FREQ	WTD
0	No current common-law union	22,152	22,428,209
1	First common-law union	1,643	1,881,953
2	Second common-law union	409	491,323
3	Third common-law union	83	102,101
4	Fourth common-law union	18	20,202
5	Fifth common-law union	5	4,112
		=====	=====
		24,310	24,927,899

Coverage: All respondents.

Source: General Social Survey, 2001, derived from CU0_Q220, CU1_Q230 to CU4_Q230.

Format: I1

Weight variable: WGHT_PER

Variable Name: **NO_CL_NOMARR** Position: 411 Length: 1

Number of common-law relationships the respondent has ever had that were not followed by marriage.

		FREQ	WTD
0	No common-law relationship	19,801	20,538,873
1	One common-law relationship	3,482	3,393,678
2	Two common-law relationships	807	785,565
3	Three common-law relationships	182	174,799
4	Four common-law relationships	33	30,873
5	Five common-law relationships	5	4,112
		=====	=====
		24,310	24,927,899

Coverage: All respondents.

Source: General Social Survey, 2001, derived from CU4_Q230 or CU0_Q110 to CU4_Q110.

Format: I1

Weight variable: WGHT_PER

Variable Name: **CUE_Q120** Position: 412 Length: 1

Are you in an intimate relationship with someone who lives in a separate household?

		FREQ	WTD
1	Yes	2,587	2,435,938
2	No	8,027	6,785,353
7	Not asked	13,409	15,470,217
8	Don't know	88	75,989
9	Not stated	199	160,402
		=====	=====
		24,310	24,927,899

Coverage: Respondents who answered ((MA0_Q107 = 2 or MA0_Q107 = 9) and MA0_Q102 = 2, 3, 4, 5 and MA0_Q105 = 97 and MA0_Q104 = 97 and PRTYPE = 0) or ((CU0_Q107 = 2 or CU0_Q220 = 2 or CU1_Q230 = 2 or CU2_Q230 = 2 or CU3_Q230 = 2) and (MA0_Q102 = 2, 3, 4, 5, and MA0_Q105 = 97 and PRTYPE = 0).
Source: General Social Survey, 2001.
Format: I1
Weight variable: WGHT_PER

Variable Name: **CUE_Q130** Position: 413 Length: 1

Do you think you will ever live in a common-law relationship?

		FREQ	WTD
1	Yes	1,345	1,308,561
2	No	861	798,772
7	Not asked	21,723	22,491,961
8	Don't know	355	308,209
9	Not stated	26	20,396
		=====	=====
		24,310	24,927,899

Coverage: Respondents who answered CUE_Q120 = 1.
Source: General Social Survey, 2001.
Format: I1
Weight variable: WGHT_PER

Variable Name: **CUE_Q140** Position: 414 Length: 3

At what age would you like to start a common-law relationship?

		FREQ	WTD
16 : 79		909	938,480
997	Not asked	22,965	23,619,338
998	Don't know	418	350,056
999	Not stated	18	20,025
		=====	=====
		24,310	24,927,899

Coverage: Respondents who answered CUE_Q130 = 1.
Source: General Social Survey, 2001.
Format: I3
Weight variable: WGHT_PER

Variable Name: **CUE_Q150** Position: 417 Length: 1

Do you think you could ever live in a common-law relationship?

		FREQ	WTD
1	Yes	2,963	2,855,867
2	No	4,131	3,112,090
7	Not asked	16,283	18,142,546
8	Don't know	873	765,077
9	Not stated	60	52,318
		=====	=====
		24,310	24,927,899

Coverage: Respondents who answered CUE_Q120 = 2.
Source: General Social Survey, 2001.
Format: I1
Weight variable: WGHT_PER

Variable Name: **CUE_Q160** Position: 418 Length: 3

At what age would you like to start a common-law relationship?

		FREQ	WTD
16 : 96		1,412	1,485,103
997	Not asked	21,347	22,072,032
998	Don't know	1,451	1,277,413
999	Not stated	100	93,351
		=====	=====
		24,310	24,927,899

Coverage: Respondents who answered CUE_Q150 = 1.
Source: General Social Survey, 2001.
Format: I3
Weight variable: WGHT_PER

Variable Name: **CURRCL_CL1** Position: 421 Length: 1

First common_law is the current common-law union.

		FREQ	WTD
1	Yes	1,643	1,881,953
2	No	2,866	2,507,073
7	Not asked	19,801	20,538,873
		=====	=====
		24,310	24,927,899

Coverage: Respondents who had at least one common-law union.
Source: General Social Survey 2001, derived from CU0_Q110Y, CU1_Q110Y.
Format: I1
Weight variable: WGHT_PER

Variable Name: **MSPR_CL1** Position: 422 Length: 1

Marital status of respondent's first partner before entering that common-law union.

		FREQ	WTD
1	widowed?	95	92,531
2	separated?	333	307,245
3	divorced (or had previous marriage annulled)?	735	697,503
4	single (never legally married)?	3,229	3,181,078
7	Not asked	19,801	20,538,873
9	Not stated	117	110,669
		=====	=====
		24,310	24,927,899

Coverage: Respondents who had at least one common-law union.
 Source: General Social Survey 2001, derived from CU0_Q120 or CU1_Q120.
 Format: I1
 Weight variable: WGHT_PER

Variable Name: **CLPR_CL1** Position: 423 Length: 1

Respondent's first partner lived common-law with anyone else before entering that common-law union.

		FREQ	WTD
1	Yes	889	863,850
2	No	3,218	3,153,824
7	Not asked	19,801	20,538,873
8	Don't know	285	254,776
9	Not stated	117	116,576
		=====	=====
		24,310	24,927,899

Coverage: Respondents who had at least one common-law union.
 Source: General Social Survey 2001, derived from CU0_Q140 or CU1_Q140.
 Format: I1
 Weight variable: WGHT_PER

Variable Name: **AGEDIFGR_CL1** Position: 424 Length: 2

Age difference between respondent and partner - first common-law union.

		FREQ	WTD
01	Respondent 11+ years older	116	104,213
02	Respondent 6-10 years older	245	243,663
03	Respondent 5 years older	96	89,599
04	Respondent 4 years older	126	135,054
05	Respondent 3 years older	159	160,519
06	Respondent 2 years older	234	230,658
07	Respondent 1 year older	292	295,248
08	Respondent same age	664	663,040
09	Respondent 1 year younger	306	298,261
10	Respondent 2 years younger	291	277,473
11	Respondent 3 years younger	209	207,908
12	Respondent 4 years younger	194	172,498
13	Respondent 5 years younger	145	137,707
14	Respondent 6-10 years younger	380	343,473
15	Respondent 11+ years younger	202	189,355
97	Not asked	19,801	20,538,873
98	Don't know	729	718,559
99	Not stated	121	121,799
		=====	=====
		24,310	24,927,899

Coverage: Respondents who had at least one common-law union.
 Source: General Social Survey 2001, derived from AGE_CL1 and AGEPR_CL1.
 Format: I2
 Weight variable: WGHT_PER

Variable Name: **END_CL1** Position: 426 Length: 1

Reason for end of first common-law union.

		FREQ	WTD
1	Separation	2,750	2,414,139
2	Death	88	67,054
3	Union has not ended (current union)	1,643	1,881,953
7	Not asked	19,801	20,538,873
8	Don't know	0	0
9	Not stated	28	25,880
		=====	=====
		24,310	24,927,899

Coverage: Respondents who had at least two common-law union.
 Source: General Social Survey 2001, derived from CU1_Q170.
 Format: I1
 Weight variable: WGHT_PER

Variable Name: **AGE_CL1C** Position: 427 Length: 4

Age of respondent at first common-law union.

		FREQ	WTD
0011 : 0079		4,338	4,225,785
80	80 or more	1	935
99.7	Not asked	19,801	20,538,873
99.8	Don't know	91	80,806
99.9	Not stated	79	81,500
		=====	=====
		24,310	24,927,899

Coverage: Respondents who had at least one common-law union.
 Source: General Social Survey 2001, derived from CU0_Q110M, CU0_Q110Y, CU0_Q110A or CU1_Q110M, CU1_Q110Y, CU1_Q110A.
 Format: F4.1
 Weight variable: WGHT_PER

Variable Name: **AGE_SEP_CL1** Position: 431 Length: 5

Age of respondent when last separation of first common-law Union occurred.

		FREQ	WTD
00011 : 00071		2,619	2,301,842
999.7	Not asked	21,560	22,513,759
999.8	Don't know	113	96,353
999.9	Not stated	18	15,944
		=====	=====
		24,310	24,927,899

Coverage: Respondents who answered CU1_Q170 = 1.
 Source: General Social Survey 2001, derived from CU1_Q170, CU1_Q180M, CU1_Q180Y, CU1_Q180A.
 Format: F5.1
 Weight variable: WGHT_PER

Variable Name: **AGE_DTH_CL1C** Position: 436 Length: 4

Age of respondent when first common-law partner died.

		FREQ	WTD
0016 : 0079		85	63,974
80	80 or more	1	825
99.7	Not asked	24,222	24,860,845
99.8	Don't know	2	2,255
99.9	Not stated	0	0
		=====	=====
		24,310	24,927,899

Coverage: Respondents who answered CU1_Q170 = 2.
 Source: General Social Survey 2001, derived from CU1_Q170, CU1_Q180M, CU1_Q180Y, CU1_Q180A.
 Format: F4.1
 Weight variable: WGHT_PER

Variable Name: **CURRCL_CL2** Position: 440 Length: 1

Second common_law is the current common-law union.

		FREQ	WTD
1	Yes	409	491,323
2	No	618	504,026
7	Not asked	23,283	23,932,550
		=====	=====
		24,310	24,927,899

Coverage: Respondents who had at least two common-law unions.
Source: General Social Survey 2001, derived from CU0_Q110Y, CU2_Q110Y.
Format: I1
Weight variable: WGHT_PER

Variable Name: **MSPR_CL2** Position: 441 Length: 1

Marital status of respondent's second partner before entering that common-law union.

		FREQ	WTD
1	widowed?	14	14,447
2	separated?	102	103,171
3	divorced (or had previous marriage annulled)?	205	195,425
4	single (never legally married)?	693	671,494
7	Not asked	23,283	23,932,550
9	Not stated	13	10,811
		=====	=====
		24,310	24,927,899

Coverage: Respondents who had at least two common-law unions.
Source: General Social Survey 2001, derived from CU0_Q120 or CU2_Q120.
Format: I1
Weight variable: WGHT_PER

Variable Name: **CLPR_CL2** Position: 442 Length: 1

Respondent's second partner lived common-law with anyone else before entering that common-law union.

		FREQ	WTD
1	Yes	395	396,691
2	No	544	520,894
7	Not asked	23,283	23,932,550
8	Don't know	72	61,375
9	Not stated	16	16,388
		=====	=====
		24,310	24,927,899

Coverage: Respondents who had at least two common-law unions.
Source: General Social Survey 2001, derived from CU0_Q140 or CU2_Q140.
Format: I1
Weight variable: WGHT_PER

Variable Name: **AGEDIFGR_CL2** Position: 443 Length: 2

Age difference between respondent and partner - second common-law union.

		FREQ	WTD
01	Respondent 11+ years older	34	33,479
02	Respondent 6-10 years older	86	91,547
03	Respondent 5 years older	24	21,369
04	Respondent 4 years older	27	21,746
05	Respondent 3 years older	49	49,687
06	Respondent 2 years older	60	63,963
07	Respondent 1 year older	74	69,350
08	Respondent same age	136	135,366
09	Respondent 1 year younger	67	68,995
10	Respondent 2 years younger	55	51,260
11	Respondent 3 years younger	46	48,963
12	Respondent 4 years younger	37	29,786
13	Respondent 5 years younger	35	31,879
14	Respondent 6-10 years younger	95	94,695
15	Respondent 11+ years younger	38	34,266
97	Not asked	23,283	23,932,550
98	Don't know	149	135,727
99	Not stated	15	13,271
		=====	=====
		24,310	24,927,899

Coverage: Respondents who had at least two common-law unions.
 Source: General Social Survey 2001, derived from AGE_CL2 and AGEPR_CL2.
 Format: 2
 Weight variable: WGHT_PER

Variable Name: **END_CL2** Position: 445 Length: 1

Reason for end of second common-law union.

		FREQ	WTD
1	Separation	596	489,974
2	Death	14	9,159
3	Union has not ended (current union)	409	491,323
7	Not asked	23,283	23,932,550
9	Not stated	8	4,893
		=====	=====
		24,310	24,927,899

Coverage: Respondents who had at least two common-law unions.
 Source: General Social Survey 2001, derived from CU2_Q170.
 Format: 11
 Weight variable: WGHT_PER

Variable Name: **AGE_CL2** Position: 446 Length: 5

Age of respondent at second common-law union.

		FREQ	WTD
00014 : 00069		988	964,291
999.7	Not asked	23,283	23,932,550
999.8	Don't know	32	24,882
999.9	Not stated	7	6,175
		=====	=====
		24,310	24,927,899

Coverage: Respondents who had at least two common-law unions.
 Source: General Social Survey 2001, derived from CU0_Q110M, CU0_Q110Y, CU0_Q110A or
 CU2_Q110M, CU2_Q110Y, CU2_Q110A.
 Format: F5.1
 Weight variable: WGHT_PER

Variable Name: **AGE_SEP_CL2** Position: 451 Length: 5

Age of respondent when last separation of second common-law union occurred.

		FREQ	WTD
00016 : 00064		555	454,007
999.7	Not asked	23,714	24,437,925
999.8	Don't know	38	32,754
999.9	Not stated	3	3,214
		=====	=====
		24,310	24,927,899

Coverage: Respondents who answered CU2_Q170 = 1.
 Source: General Social Survey 2001, derived from CU2_Q170, CU2_Q180M, CU2_Q180Y, CU2_Q180A.
 Format: F5.1
 Weight variable: WGHT_PER

Variable Name: **AGE_DTH_CL2** Position: 456 Length: 5

Age of respondent when second common-law partner died.

		FREQ	WTD
00027 : 00066		13	8,444
999.7	Not asked	24,296	24,918,740
999.8	Don't know	0	0
999.9	Not stated	1	715
		=====	=====
		24,310	24,927,899

Coverage: Respondents who answered CU2_Q170 = 2.
 Source: General Social Survey 2001, derived from CU2_Q170, CU2_Q180M, CU2_Q180Y, CU2_Q180A.
 Format: F5.1
 Weight variable: WGHT_PER

Variable Name: **CURRCL_CL3** Position: 461 Length: 1

Third common_law is the current common-law union.

		FREQ	WTD
1	Yes	84	103,272
2	No	136	106,512
7	Not asked	24,090	24,718,115
		=====	=====
		24,310	24,927,899

Coverage: Respondents who had at least three common-law unions.
Source: General Social Survey 2001, derived from CU0_Q110Y, CU3_Q110Y.
Format: I1
Weight variable: WGHT_PER

Variable Name: **MSPR_CL3** Position: 462 Length: 1

Marital status of respondent's third partner before entering that common-law union.

		FREQ	WTD
1	widowed?	2	2,932
2	separated?	27	28,348
3	divorced (or had previous marriage annulled)?	44	37,755
4	single (never legally married)?	142	136,427
7	Not asked	24,090	24,718,115
9	Not stated	5	4,322
		=====	=====
		24,310	24,927,899

Coverage: Respondents who had at least three common-law unions.
Source: General Social Survey 2001, derived from CU0_Q120 or CU3_Q120.
Format: I1
Weight variable: WGHT_PER

Variable Name: **CLPR_CL3** Position: 463 Length: 1

Respondent's third partner lived common-law with anyone else before entering that common-law union.

		FREQ	WTD
1	Yes	118	112,863
2	No	82	78,586
7	Not asked	24,090	24,718,115
8	Don't know	13	11,451
9	Not stated	7	6,885
		=====	=====
		24,310	24,927,899

Coverage: Respondents who had at least three common-law unions.
Source: General Social Survey 2001, derived from CU0_Q140 or CU3_Q140.
Format: I1
Weight variable: WGHT_PER

Variable Name: **AGEDIFGR_CL3** Position: 464 Length: 2

Age difference between respondent and partner - third common-law union.

		FREQ	WTD
01	Respondent 11+ years older	15	12,394
02	Respondent 6-10 years older	20	21,870
03	Respondent 5 years older	8	6,453
04	Respondent 4 years older	12	14,478
05	Respondent 3 years older	9	8,787
06	Respondent 2 years older	10	8,771
07	Respondent 1 year older	11	8,994
08	Respondent same age	31	30,561
09	Respondent 1 year younger	12	11,129
10	Respondent 2 years younger	11	11,550
11	Respondent 3 years younger	8	6,922
12	Respondent 4 years younger	7	7,542
13	Respondent 5 years younger	6	5,246
14	Respondent 6-10 years younger	14	12,621
15	Respondent 11+ years younger	8	8,265
97	Not asked	24,090	24,718,115
98	Don't know	32	29,044
99	Not stated	6	5,156
		=====	=====
		24,310	24,927,899

Coverage: Respondents who had at least three common-law unions.
Source: General Social Survey 2001, derived from AGE_CL3 and AGEPR_CL3.
Format: 2
Weight variable: WGHT_PER

Variable Name: **END_CL3** Position: 466 Length: 1

Reason for end of third common-law union.

		FREQ	WTD
1	Separation	133	103,073
2	Death	1	2,170
3	Union has not ended (current union)	84	103,272
7	Not asked	24,090	24,718,115
8	Don't know	0	0
9	Not stated	2	1,269
		=====	=====
		24,310	24,927,899

Coverage: Respondents who had at least three common-law unions.
Source: General Social Survey 2001, derived from CU3_Q170.
Format: 11
Weight variable: WGHT_PER

Variable Name: **AGE_CL3** Position: 467 Length: 5

Age of respondent at third common-law union.

		FREQ	WTD
00017 : 00060		203	192,181
999.7	Not asked	24,090	24,718,115
999.8	Don't know	11	12,447
999.9	Not stated	6	5,156
		=====	=====
		24,310	24,927,899

Coverage: Respondents who had at least three common-law unions.
Source: General Social Survey 2001, derived from CU0_Q110M, CU0_Q110Y, CU0_Q110A or CU3_Q110M, CU3_Q110Y, CU3_Q110A.
Format: F5.1
Weight variable: WGHT_PER

Variable Name: **AGE_SEP_CL3** Position: 472 Length: 5

Age of respondent when last separation of third common-law union occurred.

		FREQ	WTD
00018 : 00060		119	88,558
999.7	Not asked	24,177	24,824,825
999.8	Don't know	9	9,966
999.9	Not stated	5	4,549
		=====	=====
		24,310	24,927,899

Coverage: Respondents who answered CU3_Q170 = 1.
Source: General Social Survey 2001, derived from CU3_Q170, CU3_Q180M, CU3_Q180Y, CU3_Q180A.
Format: F5.1
Weight variable: WGHT_PER

Variable Name: **AGE_DTH_CL3** Position: 477 Length: 5

Age of respondent when third common-law partner died.

		FREQ	WTD
00032 : 00032		1	2,170
999.7	Not asked	24,309	24,925,729
999.8	Don't know	0	0
999.9	Not stated	0	0
		=====	=====
		24,310	24,927,899

Coverage: Respondents who answered CU3_Q170 = 2.
Source: General Social Survey 2001, derived from CU3_Q170, CU3_Q180M, CU3_Q180Y, CU3_Q180A.
Format: F5.1
Weight variable: WGHT_PER

Variable Name: **COR_Q10** Position: 482 Length: 1

Have you ever raised step-children? By step-children we mean children from a former union of a spouse or common-law partner.

		FREQ	WTD
1	Yes	755	743,207
2	No	18,251	18,227,199
7	Not asked	5,155	5,821,541
9	Not stated	149	135,952
		=====	=====
		24,310	24,927,899

Coverage: Respondents who answered they have no step-children in household and (they are not single or they have ever been legally married or they ever had a common-law relationship).
Source: General Social Survey, 2001.
Format: I1
Weight variable: WGHT_PER

Variable Name: **NO_STEPCHDC** Position: 483 Length: 1

Number of step-children the respondent has ever raised.

		FREQ	WTD
0	None	23,218	23,734,392
1	One child	556	596,074
2	Two children	375	434,786
3	Three children	97	93,182
4	Four children	34	38,117
5	Five or more children	24	23,599
9	Not stated	6	7,749
		=====	=====
		24,310	24,927,899

Coverage: All respondents.
Source: General Social Survey, 2001, derived from COR_11.
Format: I1
Weight variable: WGHT_PER

Variable Name: **COR_Q20** Position: 484 Length: 1

Have you ever adopted children? (Exclude any step-children mentioned in the previous question.)

		FREQ	WTD
1	Yes	421	367,498
2	No	23,622	24,266,554
7	Not asked	123	162,819
9	Not stated	144	131,028
		=====	=====
		24,310	24,927,899

Coverage: Respondents who answered they have no adopted children of their own living in the household.
Source: General Social Survey, 2001.
Format: I1
Weight variable: WGHT_PER

Variable Name: **NO_ADOPCHDC** Position: 485 Length: 1

Number of children the respondent has ever adopted.

		FREQ	WTD
0	None	23,766	24,397,582
1	One child	365	355,654
2	Two children	142	135,229
3	Three children	27	26,377
4	Four children	6	4,807
5	Five or more children	3	6,031
9	Not stated	1	2,218
		=====	=====
		24,310	24,927,899

Coverage: All respondents.
Source: General Social Survey, 2001, derived from COR_Q21, COR_Q22.
Format: I1
Weight variable: WGHT_PER

Variable Name: **COR_Q31** Position: 486 Length: 1

Have you ever fathered a child? (Do not count stillbirths.)

		FREQ	WTD
1	Yes	1,907	1,931,704
2	No	4,376	5,009,394
7	Not asked	17,968	17,933,993
9	Not stated	59	52,809
		=====	=====
		24,310	24,927,899

Coverage: Respondents who answered SEX = 1 and they have no birth child(ren) in household and had no child(ren) in previous union(s).
Source: General Social Survey, 2001.
Format: I1
Weight variable: WGHT_PER

Variable Name: **COR_Q41** Position: 487 Length: 1

Have you ever given bith to a child? (Do not count stillbirths.)

		FREQ	WTD
1	Yes	4,427	3,342,867
2	No	4,143	4,008,680
3	Gave birth to a child but gave child up for adoption	20	18,207
7	Not asked	15,653	17,504,066
9	Not stated	67	54,079
		=====	=====
		24,310	24,927,899

Coverage: Respondents who answered SEX = 2 and they have no birth child(ren) in household and had no child(ren) in previous union(s).
Source: General Social Survey, 2001.
Format: I1
Weight variable: WGHT_PER

Variable Name: **NO_BRTCHDC** Position: 488 Length: 2

Number of children the respondent have given birth or fathered.

		FREQ	WTD
00	None	8,649	9,129,561
01	One child	3,573	3,507,081
02	Two children	6,173	6,452,406
03	Three children	3,241	3,366,094
04	Four children	1,434	1,397,059
05	Five children	567	488,385
06	Six children	297	265,072
07	Seven children	134	120,041
08	Eight children	77	64,409
09	Nine children	38	30,496
10	Ten or more children	88	68,563
99	Not stated	39	38,732
		=====	=====
		24,310	24,927,899

Coverage: All respondents.

Source: General Social Survey, 2001, derived from COR_32, COR_Q33, COR_Q34, COR_Q42.

Format: I2

Weight variable: WGHT_PER

Variable Name: **COR_Q70** Position: 490 Length: 1

Do you have any grandchildren?

		FREQ	WTD
1	Yes	6,148	5,406,165
2	No	8,664	9,470,727
7	Not asked	9,472	10,027,385
9	Not stated	26	23,622
		=====	=====
		24,310	24,927,899

Coverage: Respondents who answered they are 30 or more years old and have no grandchild(ren) in household.

Source: General Social Survey, 2001.

Format: I1

Weight variable: WGHT_PER

Variable Name: **NO_GRNDCHDC** Position: 491 Length: 2

Number of grandchildren the respondent has.

		FREQ	WTD
00	None	17,955	19,226,948
01	One	991	981,716
02	Two	1,146	1,048,147
03	Three	803	738,539
04	Four	748	664,737
05	Five	572	517,266
06	Six	467	400,025
07	Seven	364	309,492
08	Eight	238	211,575
09	Nine	206	183,367
10	Ten	185	155,078
11	Eleven	113	88,727
12	Twelve	100	79,888
13	Thirteen	72	57,359
14	Fourteen	62	39,875
15	Fifteen or more	235	188,976
99	Not stated	53	36,186
		=====	=====
		24,310	24,927,899

Coverage: All respondents.
 Source: General Social Survey, 2001, derived from COR_Q71.
 Format: I2
 Weight variable: WGHT_PER

Variable Name: **OC_Q10** Position: 493 Length: 1

Overall, would you say that you are very satisfied, somewhat satisfied, not very satisfied or not satisfied at all with the amount of time you spend with your children?

		FREQ	WTD
1	Very satisfied	8,193	8,430,879
2	Somewhat satisfied	5,561	5,538,013
3	Not very satisfied	1,304	1,278,070
4	Not satisfied at all	473	402,818
5	No opinion	348	341,272
7	Not asked	8,248	8,736,362
9	Not stated	183	200,486
		=====	=====
		24,310	24,927,899

Coverage: Respondents who answered they have at least one child not given up for adoption.
 Source: General Social Survey, 2001.
 Format: I1
 Weight variable: WGHT_PER

Variable Name: **OC_Q20** Position: 494 Length: 1

Can you tell me if you strongly agree, agree, disagree or strongly disagree with each of the following statements? Having children has made me a happier person.

		FREQ	WTD
1	Strongly agree	9,448	9,569,825
2	Agree	5,546	5,560,776
3	Disagree	275	276,956
4	Strongly disagree	60	46,739
5	No opinion	495	485,155
7	Not asked	8,248	8,736,362
8	Don't know	58	60,339
9	Not stated	180	191,747
		=====	=====
		24,310	24,927,899

Coverage: Respondents who answered they have at least one child not given up for adoption.

Source: General Social Survey, 2001.

Format: I1

Weight variable: WGHT_PER

Variable Name: **OC_Q21** Position: 495 Length: 1

Can you tell me if you strongly agree, agree, disagree or strongly disagree with each of the following statements? I am often frustrated because my children take so much of my time.

		FREQ	WTD
1	Strongly agree	149	168,443
2	Agree	974	1,041,882
3	Disagree	6,827	6,902,736
4	Strongly disagree	7,181	7,133,851
5	No opinion	637	629,186
7	Not asked	8,248	8,736,362
8	Don't know	88	93,420
9	Not stated	206	222,017
		=====	=====
		24,310	24,927,899

Coverage: Respondents who answered they have at least one child not given up for adoption.

Source: General Social Survey, 2001.

Format: I1

Weight variable: WGHT_PER

Variable Name: **PR_PREG** Position: 496 Length: 1

Respondent or respondent's spouse/partner is currently pregnant.

		FREQ	WTD
1	Yes	361	391,336
2	No	7,713	9,058,444
7	Not asked	16,074	15,281,310
8	Don't know	25	28,509
9	Not stated	137	168,301
		=====	=====
		24,310	24,927,899

Coverage: Respondents who answered they are less than 50 years old and are married or live in common-law or respondent's partner is less than 50 years old and are married or live in common-law.
Source: General Social Survey, 2001, derived variable from FI_Q100 and FI_Q101.
Format: I1
Weight variable: WGHT_PER

Variable Name: **NO_CHRI** Position: 497 Length: 2

Number of children the respondent intends to have.

		FREQ	WTD
00	None	8,239	8,667,279
01	One child	467	506,637
02	Two children	3,280	3,809,023
03	Three children	1,341	1,600,340
04	Four children	350	422,288
05	Five children	81	105,061
06	Six children	34	38,095
07	Seven children	10	8,723
08	Eight children	6	9,432
09	Nine children	1	707
10	Ten children	6	9,090
11	Eleven children	0	0
12	Twelve children	5	7,011
97	Not asked	8,979	8,117,701
98	Don't know	1,328	1,426,813
99	Not stated	183	199,696
		=====	=====
		24,310	24,927,899

Coverage: Respondents who answered they or their partner are less than 50 years old and are not pregnant and are married or living in common-law.
Source: General Social Survey, 2001, derived variable from FI_Q100, FI_Q110, FI_Q120 and FI_Q121.
Format: I2
Weight variable: WGHT_PER

Variable Name: **FI_Q130** Position: 499 Length: 1

Have you had an operation that makes it impossible for you to have a/another child?

		FREQ	WTD
1	Yes	2,550	2,672,985
2	No	12,167	13,458,938
7	Not asked	9,170	8,307,365
9	Not stated	423	488,611
		=====	=====
		24,310	24,927,899

Coverage: Respondents who answered (AGE <= 49 or (SEX = 1 and SEXPR = 2 and (AGEPR <= 49 or AGEPR = 999 or AGEPR = 998))) and (FI_Q100 = 8 or FI_Q101 ne 1 or 01 <= FI_Q120 <= 20 or FI_Q120 = 8 or FI_Q120 = 9).

Source: General Social Survey, 2001.

Format: I1

Weight variable: WGHT_PER

Variable Name: **FI_Q131** Position: 500 Length: 1

Did you have that operation for contraceptive or medical reasons?

		FREQ	WTD
1	Contraceptive	1,755	1,941,573
2	Medical	595	539,476
3	Both	184	175,846
7	Not asked	21,760	22,254,914
9	Not stated	16	16,089
		=====	=====
		24,310	24,927,899

Coverage: Respondents who answered FI_Q130 = 1.

Source: General Social Survey, 2001.

Format: I1

Weight variable: WGHT_PER

Variable Name: **AGE_OPER** Position: 501 Length: 4

Age of respondent when had operation for contraceptive or medical reasons.

		FREQ	WTD
0012 : 0057		2,431	2,539,900
99.7	Not asked	21,776	22,271,003
99.8	Don't know	80	98,729
99.9	Not stated	23	18,267
		=====	=====
		24,310	24,927,899

Coverage: Respondents who answered they had an operation for contraceptive or medical reasons.

Source: General Social Survey, 2001, variable derived from FI_Q132M, FI_Q132Y, FI_Q132A, SURVMNTH, RESPMNTH.

Format: F4.1

Weight variable: WGHT_PER

Variable Name: **FI_Q140** Position: 505 Length: 1

Have you ever been told that you cannot have any(more) children?

		FREQ	WTD
1	Yes	308	299,283
2	No	11,865	13,162,157
7	Not asked	11,704	10,964,262
9	Not stated	433	502,197
		=====	=====
		24,310	24,927,899

Coverage: Respondents who answered FI_Q130 = 2, 9 or FI_Q131 = 9.
Source: General Social Survey, 2001.
Format: I1
Weight variable: WGHT_PER

Variable Name: **FI_Q230** Position: 506 Length: 1

Has your spouse/partner had an operation that makes it impossible for him/her to have another child?

		FREQ	WTD
1	Yes	1,807	2,121,868
2	No	6,221	7,280,047
7	Not asked	15,924	15,083,957
9	Not stated	358	442,027
		=====	=====
		24,310	24,927,899

Coverage: Respondents who answered (AGE <= 49 or (SEX = 1 and SEXPR = 2 and (AGEPR <= 49 or AGEPR = 999, 998))) and MARSTAT = 1, 2.
Source: General Social Survey, 2001.
Format: I1
Weight variable: WGHT_PER

Variable Name: **FI_Q231** Position: 507 Length: 1

Did your spouse/partner have that operation for contraceptive or medical reasons?

		FREQ	WTD
1	Contraceptive	1,407	1,620,930
2	Medical	303	385,325
3	Both	77	97,038
7	Not asked	22,503	22,806,031
9	Not stated	20	18,574
		=====	=====
		24,310	24,927,899

Coverage: Respondents who answered FI_Q230 = 1.
Source: General Social Survey, 2001.
Format: I1
Weight variable: WGHT_PER

Variable Name: **AGEPR_OPER** Position: 508 Length: 4

Age of respondent' spouse/partner when had operation for contraceptive or medical reasons.

		FREQ	WTD
0014 : 0055		1,555	1,848,843
99.7	Not asked	22,523	22,824,605
99.8	Don't know	196	225,645
99.9	Not stated	36	28,806
		=====	=====
		24,310	24,927,899

Coverage: Respondents who answered they or their spouse/partner had an operation for contraceptive or medical reasons.
 Source: General Social Survey, 2001, variable derived from FI_Q132M, FI_Q132Y, FI_Q132A, SURVMNTH, RESPMNTH.
 Format: F4.1
 Weight variable: WGHT_PER

Variable Name: **FI_Q240** Position: 512 Length: 1

Has your spouse/partner ever been told that he/she cannot have any(more) children?

		FREQ	WTD
1	Yes	138	171,970
2	No	6,098	7,124,450
7	Not asked	17,711	17,187,251
9	Not stated	363	444,229
		=====	=====
		24,310	24,927,899

Coverage: Respondents who answered FI_Q230 = 2, 9 or FI_Q231 = 9.
 Source: General Social Survey, 2001.
 Format: I1
 Weight variable: WGHT_PER

Variable Name: **USE_CONTR** Position: 513 Length: 1

Respondent and/or respondent's spouse/partner is currently using a contraceptive method.

		FREQ	WTD
1	Yes	4,750	5,103,791
2	No	5,692	6,015,331
7	Not asked	12,916	12,702,908
9	Not stated	952	1,105,869
		=====	=====
		24,310	24,927,899

Coverage: Respondents who answered FI_Q130 = 1, 2 and FI_Q230 = 2, 9 and PRTYPE ne 3 and FI_Q100 = 2, 8, 9) or (FI_Q101 = 2, 8, 9 or SEX = 1 and SEXPR = 2 and AGEPR <= 49 or MARSTAT = 1, 2).
 Source: General Social Survey, 2001, derived variable from FI_Q300 and FI_Q400.
 Format: I1
 Weight variable: WGHT_PER

Variable Name: **CONTR_C01** Position: 514 Length: 1

Contraceptive method(s) respondent and/or spouse/partner is using - Birth control pill.

		FREQ	WTD
1	Yes	2,413	2,515,984
2	No	2,187	2,416,485
7	Not asked	19,560	19,824,108
9	Not stated	150	171,322
		=====	=====
		24,310	24,927,899

Coverage: Respondents who answered FI_Q300 = 1 or FI_Q400 = 1.
Source: General Social Survey, 2001, derived variable from FI_Q310 and FI_Q410.
Format: I1
Weight variable: WGHT_PER

Variable Name: **CONTR_C02** Position: 515 Length: 1

Contraceptive method(s) respondent and/or spouse/partner is using - Intra-uterine device (IUD).

		FREQ	WTD
1	Yes	144	155,332
2	No	4,456	4,777,138
7	Not asked	19,560	19,824,108
9	Not stated	150	171,322
		=====	=====
		24,310	24,927,899

Coverage: Respondents who answered FI_Q300 = 1 or FI_Q400 = 1.
Source: General Social Survey, 2001, derived variable from FI_Q310 and FI_Q410.
Format: I1
Weight variable: WGHT_PER

Variable Name: **CONTR_C03** Position: 516 Length: 1

Contraceptive method(s) respondent and/or spouse/partner is using - Sponge.

		FREQ	WTD
1	Yes	5	4,642
2	No	4,595	4,927,828
7	Not asked	19,560	19,824,108
9	Not stated	150	171,322
		=====	=====
		24,310	24,927,899

Coverage: Respondents who answered FI_Q300 = 1 or FI_Q400 = 1.
Source: General Social Survey, 2001, derived variable from FI_Q310 and FI_Q410.
Format: I1
Weight variable: WGHT_PER

Variable Name: **CONTR_C04** Position: 517 Length: 1

Contraceptive method(s) respondent and/or spouse/partner is using - Diaphragm.

		FREQ	WTD
1	Yes	22	23,333
2	No	4,578	4,909,136
7	Not asked	19,560	19,824,108
9	Not stated	150	171,322
		=====	=====
		24,310	24,927,899

Coverage: Respondents who answered FI_Q300 = 1 or FI_Q400 = 1.
Source: General Social Survey, 2001, derived variable from FI_Q310 and FI_Q410.
Format: I1
Weight variable: WGHT_PER

Variable Name: **CONTR_C05** Position: 518 Length: 1

Contraceptive method(s) respondent and/or spouse/partner is using - Foam, jelly.

		FREQ	WTD
1	Yes	25	21,590
2	No	4,575	4,910,880
7	Not asked	19,560	19,824,108
9	Not stated	150	171,322
		=====	=====
		24,310	24,927,899

Coverage: Respondents who answered FI_Q300 = 1 or FI_Q400 = 1.
Source: General Social Survey, 2001, derived variable from FI_Q310 and FI_Q410.
Format: I1
Weight variable: WGHT_PER

Variable Name: **CONTR_C06** Position: 519 Length: 1

Contraceptive method(s) respondent and/or spouse/partner is using - Condom.

		FREQ	WTD
1	Yes	2,006	2,278,821
2	No	2,594	2,653,649
7	Not asked	19,560	19,824,108
9	Not stated	150	171,322
		=====	=====
		24,310	24,927,899

Coverage: Respondents who answered FI_Q300 = 1 or FI_Q400 = 1.
Source: General Social Survey, 2001, derived variable from FI_Q310 and FI_Q410.
Format: I1
Weight variable: WGHT_PER

Variable Name: **CONTR_C07** Position: 520 Length: 1

Contraceptive method(s) respondent and/or spouse/partner is using - Periodic abstinence, safe period.

		FREQ	WTD
1	Yes	98	94,330
2	No	4,502	4,838,139
7	Not asked	19,560	19,824,108
9	Not stated	150	171,322
		=====	=====
		24,310	24,927,899

Coverage: Respondents who answered FI_Q300 = 1 or FI_Q400 = 1.
Source: General Social Survey, 2001, derived variable from FI_Q310 and FI_Q410.
Format: I1
Weight variable: WGHT_PER

Variable Name: **CONTR_C08** Position: 521 Length: 1

Contraceptive method(s) respondent and/or spouse/partner is using -Withdrawal.

		FREQ	WTD
1	Yes	14	14,063
2	No	4,586	4,918,406
7	Not asked	19,560	19,824,108
9	Not stated	150	171,322
		=====	=====
		24,310	24,927,899

Coverage: Respondents who answered FI_Q300 = 1 or FI_Q400 = 1.
Source: General Social Survey, 2001, derived variable from FI_Q310 and FI_Q410.
Format: I1
Weight variable: WGHT_PER

Variable Name: **CONTR_C09** Position: 522 Length: 1

Contraceptive method(s) respondent and/or spouse/partner is using - Any other method.

		FREQ	WTD
1	Yes	39	35,890
2	No	4,561	4,896,580
7	Not asked	19,560	19,824,108
9	Not stated	150	171,322
		=====	=====
		24,310	24,927,899

Coverage: Respondents who answered FI_Q300 = 1 or FI_Q400 = 1.
Source: General Social Survey, 2001, derived variable from FI_Q310 and FI_Q410.
Format: I1
Weight variable: WGHT_PER

Variable Name: **DUR_USECONTR** Position: 523 Length: 4

Length of time (in weeks) the respondent and/or the respondent's spouse/partner have been using the contraceptive methods.

		FREQ	WTD
0	Less than one week	11	11,055
0001 : 2080		4,169	4,500,707
9997	Not asked	18,608	18,718,239
9998	Don't know	428	433,657
9999	Not stated	1,094	1,264,241
		=====	=====
		24,310	24,927,899

Coverage: Respondents who answered FI_Q300 = 1, 2, 9 or FI_Q400 = 1, 2, 9.
 Source: General Social Survey, 2001, derived variable from FI_Q300, FI_Q400, FI_Q320, FI_Q321, FI_Q322, FI_Q323, FI_Q324, FI_Q420, FI_Q421, FI_Q422, FI_Q423, FI_Q424.
 Format: I4
 Weight variable: WGHT_PER

Variable Name: **CONTR_U2Y** Position: 527 Length: 1

Respondent and/or respondent's spouse/partner has used any contraceptive method during the past 2 years.

		FREQ	WTD
1	Yes	1,832	1,807,672
2	No	4,617	4,981,510
7	Not asked	16,735	16,823,334
9	Not stated	1,126	1,315,384
		=====	=====
		24,310	24,927,899

Coverage: Respondents who answered FI_Q330 = 1, 2, 9.
 Source: General Social Survey, 2001, derived variable from FI-Q330 and FI_Q430.
 Format: I1
 Weight variable: WGHT_PER

Variable Name: **VA_Q010** Position: 528 Length: 1

Can you tell me if you strongly agree, agree, disagree or strongly disagree with each of the following statements? I had a very happy childhood.

		FREQ	WTD
1	Strongly agree	8,964	9,446,967
2	Agree	11,343	11,604,690
3	Disagree	2,329	2,207,718
4	Strongly disagree	750	681,075
5	No opinion	575	601,767
9	Not stated	349	385,683
		=====	=====
		24,310	24,927,899

Coverage: All respondents.
Source: General Social Survey, 2001.
Format: I1
Weight variable: WGHT_PER

Variable Name: **VA_Q020** Position: 529 Length: 1

Can you tell me if you strongly agree, agree, disagree or strongly disagree with each of the following statements? I was very close emotionally to my father/father substitutes when I was growing up (before 15 years of age).

		FREQ	WTD
1	Strongly agree	6,337	6,553,336
2	Agree	10,100	10,492,611
3	Disagree	4,920	4,944,982
4	Strongly disagree	1,473	1,418,915
5	No opinion	949	961,264
7	Not asked	151	143,347
9	Not stated	380	413,444
		=====	=====
		24,310	24,927,899

Coverage: Respondents who answered NDMF_Q120 ne 00 and NDMF_Q120 ne 98 and NDMF_Q120 ne 99.
Source: General Social Survey, 2001.
Format: I1
Weight variable: WGHT_PER

Variable Name: **VA_Q030** Position: 530 Length: 1

Can you tell me if you strongly agree, agree, disagree or strongly disagree with each of the following statements? I was very close emotionally to my mother/mother substitutes when I was growing up (before 15 years of age).

		FREQ	WTD
1	Strongly agree	9,826	10,281,809
2	Agree	10,699	10,935,997
3	Disagree	2,205	2,138,855
4	Strongly disagree	519	469,154
5	No opinion	619	638,663
7	Not asked	72	59,618
9	Not stated	370	403,804
		=====	=====
		24,310	24,927,899

Coverage: Respondents who answered NDMF_Q110 ne 00 and NDMF_Q110 ne 98 and NDMF_Q110 ne 99.
Source: General Social Survey, 2001.
Format: I1
Weight variable: WGHT_PER

Variable Name: **VA_Q040** Position: 531 Length: 1

In order for YOU to be happy in life, is it very important, important, not very important or not at all important to have a lasting relationship as a couple?

		FREQ	WTD
1	Very important	14,669	15,675,157
2	Important	6,156	6,376,180
3	Not very important	1,738	1,320,202
4	Not at all important	748	533,300
9	Not stated	999	1,023,059
		=====	=====
		24,310	24,927,899

Coverage: All respondents.
Source: General Social Survey, 2001.
Format: I1
Weight variable: WGHT_PER

Variable Name: **VA_Q050** Position: 532 Length: 1

In order for YOU to be happy in life, is it very important, important, not very important or not at all important to be married?

		FREQ	WTD
1	Very important	10,029	10,627,481
2	Important	6,243	6,648,316
3	Not very important	4,554	4,381,219
4	Not at all important	2,502	2,246,616
9	Not stated	982	1,024,267
		=====	=====
		24,310	24,927,899

Coverage: All respondents.
Source: General Social Survey, 2001.
Format: I1
Weight variable: WGHT_PER

Variable Name: **VA_Q060** Position: 533 Length: 1

In order for YOU to be happy in life, is it very important, important, not very important or not at all important to have at least one child?

		FREQ	WTD
1	Very important	11,603	12,152,577
2	Important	7,104	7,402,674
3	Not very important	2,871	2,800,735
4	Not at all important	1,664	1,473,228
9	Not stated	1,068	1,098,684
		=====	=====
		24,310	24,927,899

Coverage: All respondents.
Source: General Social Survey, 2001.
Format: I1
Weight variable: WGHT_PER

Variable Name: **VA_Q070** Position: 534 Length: 1

In order for YOU to be happy in life, is it very important, important, not very important or not at all important ... to be able to take a paying job either outside or inside the home?

		FREQ	WTD
1	Very important	12,288	13,130,776
2	Important	7,197	7,371,059
3	Not very important	2,485	2,249,899
4	Not at all important	1,341	1,138,604
9	Not stated	999	1,037,561
		=====	=====
		24,310	24,927,899

Coverage: All respondents.
Source: General Social Survey, 2001.
Format: I1
Weight variable: WGHT_PER

Variable Name: **VA_Q110** Position: 535 Length: 1

Overall, would you say that your relationship is ...

		FREQ	WTD
1	very happy?	9,479	10,921,508
2	fairly happy?	2,828	3,304,617
3	not too happy?	158	199,154
7	Not asked	11,221	9,702,206
8	Don't know	87	117,631
9	Not stated	537	682,783
		=====	=====
		24,310	24,927,899

Coverage: Respondents who answered (MA0_Q102 = 1 or CU0_Q102 = 1 or MARSTAT = 1, 2) and PRTYPE = 1, 2, 3.
Source: General Social Survey, 2001.
Format: I1
Weight variable: WGHT_PER

Variable Name: **VA_Q120** Position: 536 Length: 1

About how often do you and your spouse discuss something? Is it ...

		FREQ	WTD
1	often?	10,387	11,879,706
2	sometimes?	1,675	2,012,544
3	hardly ever?	288	373,836
4	never?	62	85,434
7	Not asked	11,221	9,702,206
9	Not stated	677	874,173
		=====	=====
		24,310	24,927,899

Coverage: Respondents who answered (MA0_Q102 = 1 or CU0_Q102 = 1 or MARSTAT = 1, 2) and PRTYPE = 1, 2, 3.
 Source: General Social Survey, 2001.
 Format: I1
 Weight variable: WGHT_PER

Variable Name: **VA_Q130** Position: 537 Length: 1

About how often do you and your (spouse/partner) laugh together? Is it

		FREQ	WTD
1	almost every day? (4 or more days a week)	10,086	11,652,403
2	once or twice a week?	1,956	2,268,097
3	once or twice a month?	205	242,292
4	less than once a month?	87	102,638
7	Not asked	11,221	9,702,206
9	Not stated	755	960,262
		=====	=====
		24,310	24,927,899

Coverage: Respondents who answered (MA0_Q102 = 1 or CU0_Q102 = 1 or MARSTAT = 1, 2) and PRTYPE = 1, 2, 3.
 Source: General Social Survey, 2001.
 Format: I1
 Weight variable: WGHT_PER

Variable Name: **VA_Q200** Position: 538 Length: 1

Do you and your (spouse/partner) often, sometimes, hardly ever or never have arguments about.... chores and responsibilities?

		FREQ	WTD
1	Often	1,263	1,416,964
2	Sometimes	3,916	4,479,332
3	Hardly ever	4,163	4,812,869
4	Never	2,983	3,541,279
7	Not asked	11,221	9,702,206
8	Don't know	60	78,940
9	Not stated	704	896,310
		=====	=====
		24,310	24,927,899

Coverage: Respondents who answered with a spouse or common-law partner. (MA0_Q102 = 1 or CU0_Q102 = 1 or MARSTAT = 1, 2) and PRTYPE = 1, 2, 3.

Source: General Social Survey, 2001.

Format: I1

Weight variable: WGHT_PER

Note: In cycle 10, this question was asked of "all respondents". In cycle 15, this was asked of "Respondents with a spouse or common-law partner" only.

Variable Name: **VA_Q210** Position: 539 Length: 1

Do you and your (spouse/partner) often, sometimes, hardly ever or never have arguments about.... your child(ren)?

		FREQ	WTD
1	Often	568	697,702
2	Sometimes	2,737	3,290,712
3	Hardly ever	3,389	3,974,379
4	Never	3,613	4,064,520
7	Not asked	13,407	12,135,154
9	Not stated	596	765,431
		=====	=====
		24,310	24,927,899

Coverage: Respondents who answered (MA0_Q102 = 1 or CU0_Q102 = 1 or MARSTAT = 1, 2) and PRTYPE = 1, 2, 3 and TOTALCHILD >= 1.

Source: General Social Survey, 2001.

Format: I1

Weight variable: WGHT_PER

Variable Name: **VA_Q220** Position: 540 Length: 1

Do you and your (spouse/partner) often, sometimes, hardly ever or never have arguments about.... money?

		FREQ	WTD
1	Often	899	1,006,049
2	Sometimes	2,932	3,332,910
3	Hardly ever	3,787	4,440,751
4	Never	4,718	5,485,206
7	Not asked	11,221	9,702,206
9	Not stated	753	960,778
		=====	=====
		24,310	24,927,899

Coverage: Respondents who answered (MA0_Q102 = 1 or CU0_Q102 = 1 or MARSTAT = 1, 2) and PRTYPE = 1, 2, 3.
Source: General Social Survey, 2001.
Format: I1
Weight variable: WGHT_PER

Variable Name: **VA_Q230** Position: 541 Length: 1

Do you and your (spouse/partner) often, sometimes, hardly ever or never have arguments about.... showing affection to each other?

		FREQ	WTD
1	Often	565	657,778
2	Sometimes	1,926	2,289,058
3	Hardly ever	3,265	3,836,514
4	Never	6,498	7,371,024
7	Not asked	11,221	9,702,206
9	Not stated	835	1,071,320
		=====	=====
		24,310	24,927,899

Coverage: Respondents who answered (MA0_Q102 = 1 or CU0_Q102 = 1 or MARSTAT = 1, 2) and PRTYPE = 1, 2, 3.
Source: General Social Survey, 2001.
Format: I1
Weight variable: WGHT_PER

Variable Name: **VA_Q240** Position: 542 Length: 1

Do you and your (spouse/partner) often, sometimes, hardly ever or never have arguments about.... leisure time?

		FREQ	WTD
1	Often	477	556,112
2	Sometimes	2,282	2,652,658
3	Hardly ever	3,281	3,880,929
4	Never	6,265	7,130,342
7	Not asked	11,221	9,702,206
9	Not stated	784	1,005,652
		=====	=====
		24,310	24,927,899

Coverage: Respondents who answered (MA0_Q102 = 1 or CU0_Q102 = 1 or MARSTAT = 1, 2) and PRTYPE = 1, 2, 3.
Source: General Social Survey, 2001.
Format: I1
Weight variable: WGHT_PER

Variable Name: **VA_Q250** Position: 543 Length: 1

Do you and your (spouse/partner) often, sometimes, hardly ever or never have arguments about.... in-laws?

		FREQ	WTD
1	Often	503	595,156
2	Sometimes	1,890	2,199,740
3	Hardly ever	2,748	3,238,599
4	Never	7,167	8,186,198
7	Not asked	11,221	9,702,206
9	Not stated	781	1,006,001
		=====	=====
		24,310	24,927,899

Coverage: Respondents who answered (MA0_Q102 = 1 or CU0_Q102 = 1 or MARSTAT = 1, 2) and PRTYPE = 1, 2, 3.
Source: General Social Survey, 2001.
Format: I1
Weight variable: WGHT_PER

Variable Name: **VB_Q200** Position: 544 Length: 1

If you had young children (less than 15 years of age) and your marriage/common-law union was in trouble and the differences with your spouse could not be resolved, would you still remain in your relationship for the sake of your child(ren).

		FREQ	WTD
1	Yes	5,158	6,234,769
2	No	5,076	5,715,348
7	Not asked	11,221	9,702,206
8	Don't know	2,239	2,489,997
9	Not stated	616	785,580
		=====	=====
		24,310	24,927,899

Coverage: Respondents who answered (MA0_Q102 = 1 or CU0_Q102 = 1 or MARSTAT = 1, 2) and PRTYPE = 1, 2, 3.
Source: General Social Survey, 2001.
Format: I1
Weight variable: WGHT_PER

Variable Name: **ED0_Q10** Position: 545 Length: 2

Now, I would like to ask you some questions about your education. Your answers will help us to analyse the relationship between family events and your education. Excluding kindergarten, how many years of elementary and high school education have you successfully completed?

		FREQ	WTD
01	One to five years	442	448,012
06	Six years	313	328,381
07	Seven years	546	536,575
08	Eight years	1,053	911,226
09	Nine years	1,300	1,276,845
10	Ten years	2,062	2,011,568
11	Eleven years	3,995	4,281,551
12	Twelve years	11,500	11,280,932
13	Thirteen years	2,609	3,349,029
95	No schooling	66	67,867
98	Don't know	201	217,660
99	Not stated	223	218,253
		=====	=====
		24,310	24,927,899

Coverage: All respondents.
Source: General Social Survey, 2001.
Format: I2
Weight variable: WGHT_PER

Variable Name: **ED0_Q20** Position: 547 Length: 1

Have you graduated from high school?

		FREQ	WTD
1	Yes	16,197	16,856,268
2	No	1,894	2,040,118
7	Not asked	6,206	6,016,387
9	Not stated	13	15,126
		=====	=====
		24,310	24,927,899

Coverage: Respondents who answered ED0_Q10 = 11, 12, 13.
Source: General Social Survey, 2001.
Format: I1
Weight variable: WGHT_PER

Variable Name: **ED0_Q21** Position: 548 Length: 1

Are you currently working towards a high school diploma?

		FREQ	WTD
1	Yes	360	517,023
2	No	19	22,629
3	Discontinued studies	5	8,043
7	Not asked	23,926	24,380,204
9	Not stated	0	0
		=====	=====
		24,310	24,927,899

Coverage: Respondents who answered ED0_Q20 = 2, 9 and AGE <= 19.
Source: General Social Survey, 2001.
Format: I1
Weight variable: WGHT_PER

Variable Name: **AGE_DIPSEC** Position: 549 Length: 4

Age of the respondent when they graduated from high school.

		FREQ	WTD
0010 : 0066		16,193	16,769,276
99.7	Not asked	7,768	7,791,291
99.8	Don't know	308	322,248
99.9	Not stated	41	45,084
		=====	=====
		24,310	24,927,899

Coverage: Respondents who answered ED0_Q20 = 1 or (ED1_Q120 = 1 and ED1_Q150 = 1).
Source: General Social Survey 2001, derived from ED0_Q30M, ED0_Q30Y, ED0_Q30A, ED1_120,
ED1_Q160M, ED1_Q160Y, ED1_Q160A.
Format: F4.1
Weight variable: WGHT_PER

Variable Name: **NO_STU** Position: 553 Length: 1

Number of study periods declared.

		FREQ	WTD
0	None	66	67,867
1	One	9,934	10,157,768
2	Two	9,101	9,431,433
3	Three	3,951	4,004,186
4	Four	651	647,329
5	Five	73	68,090
6	Six	16	16,159
8	Don't know	210	224,968
9	Not stated	308	310,099
		=====	=====
		24,310	24,927,899

Coverage: All respondents.

Source: General Social Survey 2001, derived from ED0_Q10, ED1_Q110, ED2_Q110, ED3_Q110, ED4_Q110 and ED5_Q110.

Format: I1

Weight variable: WGHT_PER

Variable Name: **ED1_Q110** Position: 554 Length: 1

Following your elementary or high school studies, have you undertaken any other studies to obtain a diploma, a certificate or a degree? (Include only complete courses which form part of a program leading to a diploma, a certificate or a degree. Exclude courses taken in the work place or courses taken for personal interest.)

		FREQ	WTD
1	Yes	13,860	14,237,091
2	No	9,002	8,850,517
7	Not asked	1,422	1,811,030
8	Don't know	9	7,308
9	Not stated	17	21,952
		=====	=====
		24,310	24,927,899

Coverage: Respondents who answered ED0_Q10 = 01 or (ED0_Q10 = 06 to 10 and AGE > 17) or ED0_Q20 = 1 or (ED0_Q20 = 2, 9 and AGE > 19).

Source: General Social Survey, 2001.

Format: I1

Weight variable: WGHT_PER

Variable Name: **ED1_Q120** Position: 555 Length: 1

Was it to obtain ...

		FREQ	WTD
1	a high school diploma?	482	422,623
2	a college dipl./cert. (Community college, Cégep, trade school, etc.)?	1,128	1,101,958
3	a university degree?	107	104,692
4	military training?	10	11,276
5	trade/apprenticeship?	31	29,768
6	Other	0	0
7	Not asked	22,551	23,256,796
9	Not stated	1	786
		=====	=====
		24,310	24,927,899

Coverage: Respondents who answered ED1_Q110 = 1 and ED0_Q20 ne 1.
Source: General Social Survey, 2001.
Format: I1
Weight variable: WGHT_PER

Variable Name: **ED1_Q122** Position: 556 Length: 1

Did you study to obtain ...

		FREQ	WTD
1	a high school diploma?	22	27,658
2	a college dipl./cert. (Community college, Cégep, trade school, etc.)?	7,090	7,549,486
3	a university degree?	4,881	4,886,116
4	military training?	19	17,874
5	trade/apprenticeship?	84	78,112
6	Other	1	1,280
7	Not asked	12,209	12,361,910
9	Not stated	4	5,463
		=====	=====
		24,310	24,927,899

Coverage: Respondents who answered ED1_Q110 = 1 and ED0_Q20 = 1.
Source: General Social Survey, 2001.
Format: I1
Weight variable: WGHT_PER

Variable Name: **ED1_Q141** Position: 557 Length: 1

Were you registered as a full-time or part-time student?

		FREQ	WTD
1	Full-time	11,535	11,826,546
2	Part-time	2,008	2,103,247
3	Some full-time and part-time	217	214,337
7	Not asked	10,450	10,690,808
8	Don't know	71	64,768
9	Not stated	29	28,193
		=====	=====
		24,310	24,927,899

Coverage: Respondents who answered ED1_Q110 = 1.
Source: General Social Survey, 2001.
Format: I1
Weight variable: WGHT_PER

Variable Name: **ED1_Q142** Position: 558 Length: 2

During these studies, did your weekly activities consist of ...

		FREQ	WTD
01	school only?	4,650	4,673,459
02	mostly school?	6,828	7,087,518
03	mostly work?	1,603	1,736,590
04	mostly taking care of household members?	285	249,491
05	Other	17	18,403
06	equal amounts of school and work?	179	173,095
07	equal amounts of school and taking care of household members?	48	36,732
08	equal amounts of all three? (school, work and taking care of household members)	61	55,872
97	Not asked	10,450	10,690,808
98	Don't know	0	0
99	Not stated	189	205,931
		=====	=====
		24,310	24,927,899

Coverage: Respondents who answered ED1_Q110 = 1.
Source: General Social Survey, 2001.
Format: I2
Weight variable: WGHT_PER

Variable Name: **AGE_STU1BEG** Position: 560 Length: 4

Age of the respondent at first study period.

		FREQ	WTD
0010 : 0072		13,588	13,959,292
99.7	Not asked	10,450	10,690,808
99.8	Don't know	231	234,766
99.9	Not stated	41	43,033
		=====	=====
		24,310	24,927,899

Coverage: Respondents who answered ED1_Q110 = 1.
Source: General Social Survey 2001, derived from ED1_Q130M, ED1_Q130Y, ED1_Q130A.
Format: F4.1
Weight variable: WGHT_PER

Variable Name: **AGE_STU1END** Position: 564 Length: 4

Age of the respondent when ending first study period.

		FREQ	WTD
0010 : 0069		10,716	10,816,618
99.4	Discontinued studies	1,969	2,012,199
99.5	Still studying	955	1,184,966
99.7	Not asked	10,472	10,711,984
99.8	Don't know	169	167,833
99.9	Not stated	29	34,299
		=====	=====
		24,310	24,927,899

Coverage: Respondents who answered ED1_Q150 = 1, 2, 3.
Source: General Social Survey 2001, derived from ED1_Q160M, ED1_Q160Y, ED1_Q160A.
Format: F4.1
Weight variable: WGHT_PER

Variable Name: **DUR_STU1** Position: 568 Length: 3

Duration in month(s) of the first study period.

		FREQ	WTD
001 : 429		10,159	10,299,336
994	Discontinued studies	1,969	2,012,199
995	Still studying	955	1,184,966
997	Not asked	10,458	10,699,029
998	Don't know	256	257,146
999	Not stated	513	475,223
		=====	=====
		24,310	24,927,899

Coverage: Respondents who answered ED1_Q150 = 1, 2, 3.
Source: General Social Survey 2001, derived from ED1_Q160M, ED1_Q160Y, ED1_Q160A.
Format: I3
Weight variable: WGHT_PER

Variable Name: **ED1_Q150** Position: 571 Length: 1

Did you graduate from this program?

		FREQ	WTD
1	Yes	10,914	11,018,750
2	No, still studying	955	1,184,966
3	No, discontinued studies	1,969	2,012,199
7	Not asked	10,450	10,690,808
9	Not stated	22	21,176
		=====	=====
		24,310	24,927,899

Coverage: Respondents who answered ED1_Q110 = 1.
Source: General Social Survey, 2001.
Format: I1
Weight variable: WGHT_PER

Variable Name: **ED1_Q170** Position: 572 Length: 1

What was the MOST IMPORTANT reason why you decided not to continue your studies?

		FREQ	WTD
1	No reason	39	37,594
2	Work	337	369,819
3	Family/personal reasons	338	322,332
4	School (lack of interest, etc.)	532	528,278
5	Financial reasons	282	301,480
6	Other	424	437,928
7	Not asked	22,341	22,915,700
9	Not stated	17	14,768
		=====	=====
		24,310	24,927,899

Coverage: Respondents who answered ED1_Q150 = 3.
Source: General Social Survey, 2001.
Format: I1
Weight variable: WGHT_PER

Variable Name: **ED2_Q110** Position: 573 Length: 1

Did you pursue any other studies to obtain a diploma, a certificate or a degree? (Include only complete courses which form part of a program leading to a diploma, a certificate, or a degree. Exclude courses taken in the work place or courses taken for personal interest.)

		FREQ	WTD
1	Yes	3,052	3,141,133
2	No	6,118	6,143,060
7	Not asked	15,121	15,625,371
9	Not stated	19	18,334
		=====	=====
		24,310	24,927,899

Coverage: Respondents who answered ED1_Q150 = 9 or (ED1_Q150 = 1 and not(ED1_Q120 = 3 or ED1_Q122 = 3)) or ED1_Q150 = 3.

Source: General Social Survey, 2001.

Format: I1

Weight variable: WGHT_PER

Variable Name: **ED2_Q122** Position: 574 Length: 1

Was it to obtain ...

		FREQ	WTD
1	a high school diploma?	12	10,400
2	a college dipl./cert. (Community college, Cégep, trade school, etc.)?	1,671	1,642,546
3	a university degree?	1,298	1,415,559
4	military training?	9	8,825
5	trade/apprenticeship?	61	61,399
6	Other	0	0
7	Not asked	21,258	21,786,766
9	Not stated	1	2,404
		=====	=====
		24,310	24,927,899

Coverage: Respondents who answered ED2_Q110 = 1.

Source: General Social Survey, 2001.

Format: I1

Weight variable: WGHT_PER

Variable Name: **ED2_Q141** Position: 575 Length: 1

Were you registered as a full-time or part-time student?

		FREQ	WTD
1	Full-time	1,950	2,001,396
2	Part-time	1,013	1,045,054
3	Some full-time and part-time	70	74,886
7	Not asked	21,258	21,786,766
8	Don't know	15	15,547
9	Not stated	4	4,250
		=====	=====
		24,310	24,927,899

Coverage: Respondents who answered ED2_Q110 = 1.
Source: General Social Survey, 2001.
Format: I1
Weight variable: WGHT_PER

Variable Name: **ED2_Q142** Position: 576 Length: 2

During these studies, did your weekly activities consist of ...

		FREQ	WTD
01	school only?	1	1,176
02	mostly school?	6	7,001
03	mostly work?	5	4,487
04	mostly taking care of household members?	112	107,652
05	Other	5	5,648
06	equal amounts of school and work?	56	54,540
07	equal amounts of school and taking care of household members?	15	10,324
08	equal amounts of all three? (school, work and taking care of household members)	31	26,780
97	Not asked	21,258	21,786,766
98	Don't know	0	0
99	Not stated	29	30,870
		=====	=====
		21,518	22,035,244

Coverage: Respondents who answered ED2_Q110 = 1.
Source: General Social Survey, 2001.
Format: I2
Weight variable: WGHT_PER

Variable Name: **AGE_STU2BEG** Position: 578 Length: 4

Age of the respondent at second study period.

		FREQ	WTD
0010 : 0075		2,980	3,067,361
99.7	Not asked	21,258	21,786,766
99.8	Don't know	67	68,855
99.9	Not stated	5	4,918
		=====	=====
		24,310	24,927,899

Coverage: Respondents who answered ED2_Q110 = 1.
Source: General Social Survey 2001, derived from ED2_Q130M, ED2_Q130Y, ED2_Q130A.
Format: F4.1
Weight variable: WGHT_PER

Variable Name: **AGE_STU2END** Position: 582 Length: 4

Age of the respondent when ending second study period.

		FREQ	WTD
0014 : 0075		2,196	2,211,545
99.4	Discontinued studies	439	442,292
99.5	Still studying	375	446,151
99.7	Not asked	21,264	21,792,620
99.8	Don't know	31	31,405
99.9	Not stated	5	3,885
		=====	=====
		24,310	24,927,899

Coverage: Respondents who answered ED2_Q150 = 1, 2, 3.
Source: General Social Survey 2001, derived from ED2_Q160M, ED2_Q160Y, ED2_Q160A.
Format: F4.1
Weight variable: WGHT_PER

Variable Name: **DUR_STU2** Position: 586 Length: 3

Duration in month(s) of the second study period.

		FREQ	WTD
001 : 456		2,025	2,056,506
994	Discontinued studies	439	442,292
995	Still studying	375	446,151
997	Not asked	21,260	21,787,937
998	Don't know	56	57,907
999	Not stated	155	137,106
		=====	=====
		24,310	24,927,899

Coverage: Respondents who answered ED2_Q150 = 1, 2, 3.
Source: General Social Survey 2001, derived from ED2_Q160M, ED2_Q160Y, ED2_Q160A.
Format: I3
Weight variable: WGHT_PER

Variable Name: **ED2_Q150** Position: 589 Length: 1

Did you graduate from this program?

		FREQ	WTD
1	Yes	2,232	2,246,836
2	No, still studying	375	446,151
3	No, discontinued studies	439	442,292
7	Not asked	21,258	21,786,766
9	Not stated	6	5,854
		=====	=====
		24,310	24,927,899

Coverage: Respondents who answered ED2_Q110 = 1.
Source: General Social Survey, 2001.
Format: I1
Weight variable: WGHT_PER

Variable Name: **ED2_Q170** Position: 590 Length: 1

What was the MOST IMPORTANT reason why you decided not to continue your studies?

		FREQ	WTD
1	No reason	11	12,450
2	Work	81	82,554
3	Family/personal reasons	92	93,016
4	School (lack of interest, etc.)	101	93,251
5	Financial reasons	58	69,725
6	Other	94	89,640
7	Not asked	23,871	24,485,607
9	Not stated	2	1,655
		=====	=====
		24,310	24,927,899

Coverage: Respondents who answered ED2_Q150 = 3.
Source: General Social Survey, 2001.
Format: I1
Weight variable: WGHT_PER

Variable Name: **ED3_Q110** Position: 591 Length: 1

Did you pursue any other studies to obtain a diploma, a certificate or a degree? (Include only complete courses which form part of a program leading to a diploma, a certificate or a degree. Exclude courses taken in the work place or courses taken for personal interest.)

		FREQ	WTD
1	Yes	412	395,237
2	No	1,408	1,375,357
7	Not asked	22,486	23,153,356
9	Not stated	4	3,948
		=====	=====
		24,310	24,927,899

Coverage: Respondents who answered ED2_Q150 = 9 or ED2_Q170 = 1, 2, 3, 4, 5, 6, 9 or (ED2_Q150 = 1 and ED2_Q122 ne 3).

Source: General Social Survey, 2001.

Format: I1

Weight variable: WGHT_PER

Variable Name: **ED3_Q122** Position: 592 Length: 1

Was it to obtain ...

		FREQ	WTD
1	a high school diploma?	1	578
2	a college dipl./cert. (Community college, Cégep, trade school, etc.)?	249	236,759
3	a university degree?	146	141,346
4	military training?	0	0
5	trade/apprenticeship?	16	16,553
6	Other	0	0
7	Not asked	23,898	24,532,662
9	Not stated	0	0
		=====	=====
		24,310	24,927,899

Coverage: Respondents who answered ED3_Q110 = 1.

Source: General Social Survey, 2001.

Format: I1

Weight variable: WGHT_PER

Variable Name: **ED3_Q141** Position: 593 Length: 1

Were you registered as a full-time or part-time student?

		FREQ	WTD
1	Full-time	213	204,175
2	Part-time	190	183,736
3	Some full-time and part-time	5	3,103
7	Not asked	23,898	24,532,662
8	Don't know	2	2,152
9	Not stated	2	2,071
		=====	=====
		24,310	24,927,899

Coverage: Respondents who answered ED3_Q110 = 1.
Source: General Social Survey, 2001.
Format: I1
Weight variable: WGHT_PER

Variable Name: **ED3_Q142** Position: 594 Length: 1

During these studies, did your weekly activities consist of ...

		FREQ	WTD
1	school only?	83	80,157
2	mostly school?	128	123,906
3	mostly work?	152	147,266
4	mostly taking care of household members?	26	26,691
5	Other	21	16,461
7	Not asked	23,898	24,532,662
9	Not stated	2	756
		=====	=====
		24,310	24,927,899

Coverage: Respondents who answered ED3_Q110 = 1.
Source: General Social Survey, 2001.
Format: I2
Weight variable: WGHT_PER

Variable Name: **AGE_STU3BEG** Position: 595 Length: 4

Age of the respondent at third study period.

		FREQ	WTD
0017 : 0062		400	383,993
99.7	Not asked	23,898	24,532,662
99.8	Don't know	11	10,871
99.9	Not stated	1	373
		=====	=====
		24,310	24,927,899

Coverage: Respondents who answered ED3_Q110 = 1.
Source: General Social Survey 2001, derived from ED3_Q130M, ED3_Q130Y, ED3_Q130A.
Format: F4.1
Weight variable: WGHT_PER

Variable Name: **AGE_STU3END** Position: 599 Length: 4

Age of the respondent when ending third study period.

		FREQ	WTD
0018 : 0060		279	265,164
99.4	Discontinued studies	58	55,596
99.5	Still studying	63	63,970
99.7	Not asked	23,899	24,533,423
99.8	Don't know	11	9,745
99.9	Not stated	0	0
		=====	=====
		24,310	24,927,899

Coverage: Respondents who answered ED3_Q150 = 1, 2, 3.
Source: General Social Survey 2001, derived from ED3_Q160M, ED3_Q160Y, ED3_Q160A.
Format: F4.1
Weight variable: WGHT_PER

Variable Name: **DUR_STU3** Position: 603 Length: 3

Duration in month(s) of the third study period.

		FREQ	WTD
001 : 230		242	233,621
994	Discontinued studies	58	55,596
995	Still studying	63	63,970
997	Not asked	23,899	24,533,423
998	Don't know	13	11,790
999	Not stated	35	29,498
		=====	=====
		24,310	24,927,899

Coverage: Respondents who answered ED3_Q150 = 1, 2, 3.
Source: General Social Survey 2001, derived from ED3_Q160M, ED3_Q160Y, ED3_Q160A.
Format: I3
Weight variable: WGHT_PER

Variable Name: **ED3_Q150** Position: 606 Length: 1

Did you graduate from this program?

		FREQ	WTD
1	Yes	290	274,909
2	No, still studying	63	63,970
3	No, discontinued studies	58	55,596
7	Not asked	23,898	24,532,662
9	Not stated	1	761
		=====	=====
		24,310	24,927,899

Coverage: Respondents who answered ED3_Q110 = 1.
Source: General Social Survey, 2001.
Format: I1
Weight variable: WGHT_PER

Variable Name: **ED3_Q170** Position: 607 Length: 1

What was the MOST IMPORTANT reason why you decided not to continue your studies?

		FREQ	WTD
1	No reason	0	0
2	Work	16	16,502
3	Family/personal reasons	11	8,249
4	School (lack of interest, etc.)	8	7,463
5	Financial reasons	6	5,742
6	Other	17	17,640
7	Not asked	24,252	24,872,303
9	Not stated	0	0
		=====	=====
		24,310	24,927,899

Coverage: Respondents who answered ED3_Q150 = 3.
Source: General Social Survey, 2001.
Format: I1
Weight variable: WGHT_PER

Variable Name: **ED4_Q110** Position: 608 Length: 1

Did you pursue any other studies to obtain a diploma, a certificate or a degree? (Include only complete courses which form part of a program leading to a diploma or a certificate or a degree. Exclude courses taken in the work place or courses taken for personal interest.)

		FREQ	WTD
1	Yes	64	60,486
2	No	213	200,065
7	Not asked	24,032	24,666,587
9	Not stated	1	761
		=====	=====
		24,310	24,927,899

Coverage: Respondents who answered ED3_Q150 = 9 or ED3_Q170 = 1, 2, 3, 4, 5, 6, 9 or (ED3_Q150 = 1 and ED3_Q122 ne 3).

Source: General Social Survey, 2001.

Format: I1

Weight variable: WGHT_PER

Variable Name: **ED4_Q122** Position: 609 Length: 1

Was it to obtain ...

		FREQ	WTD
1	a high school diploma?	0	0
2	a college dipl./cert. (Community college, Cégep, trade school, etc.)?	43	38,429
3	a university degree?	18	17,068
4	military training?	0	0
5	trade/apprenticeship?	3	4,988
6	Other	0	0
7	Not asked	24,246	24,867,413
9	Not stated	0	0
		=====	=====
		24,310	24,927,899

Coverage: Respondents who answered ED4_Q110 = 1.

Source: General Social Survey, 2001.

Format: I1

Weight variable: WGHT_PER

Variable Name: **ED4_Q141** Position: 610 Length: 1

Were you registered as a full-time or part-time student?

		FREQ	WTD
1	Full-time	27	23,511
2	Part-time	36	35,981
3	Some full-time and part-time	1	993
7	Not asked	24,246	24,867,413
8	Don't know	0	0
9	Not stated	0	0
		=====	=====
		24,310	24,927,899

Coverage: Respondents who answered ED4_Q110 = 1.
Source: General Social Survey, 2001.
Format: I1
Weight variable: WGHT_PER

Variable Name: **ED4_Q142** Position: 611 Length: 1

During these studies, did your weekly activities consist of ...

		FREQ	WTD
1	school only?	11	7,712
2	mostly school?	15	13,059
3	mostly work?	28	30,696
4	mostly taking care of household members?	8	6,722
5	Other	2	2,296
7	Not asked	24,246	24,867,413
9	Not stated	0	0
		=====	=====
		24,310	24,927,899

Coverage: Respondents who answered ED4_Q110 = 1.
Source: General Social Survey, 2001.
Format: I1
Weight variable: WGHT_PER

Variable Name: **AGE_STU4BEG** Position: 612 Length: 4

Age of the respondent at fourth study period.

		FREQ	WTD
0020 : 0056		63	59,190
99.7	Not asked	24,246	24,867,413
99.8	Don't know	1	1,295
99.9	Not stated	0	0
		=====	=====
		24,310	24,927,899

Coverage: Respondents who answered ED4_Q110 = 1.
Source: General Social Survey 2001, derived from ED4_Q130M, ED4_Q130Y, ED4_Q130A.
Format: F4.1
Weight variable: WGHT_PER

Variable Name: **AGE_STU4END** Position: 616 Length: 4

Age of the respondent when ending fourth study period.

		FREQ	WTD
0020 : 0055		42	39,695
99.4	Discontinued studies	8	6,800
99.5	Still studying	13	12,696
99.7	Not asked	24,246	24,867,413
99.8	Don't know	1	1,295
99.9	Not stated	0	0
		=====	=====
		24,310	24,927,899

Coverage: Respondents who answered ED4_Q150 = 1, 2, 3.
Source: General Social Survey 2001, derived from ED4_Q160M, ED4_Q160Y, ED4_Q160A.
Format: F4.1
Weight variable: WGHT_PER

Variable Name: **DUR_STU4** Position: 620 Length: 3

Duration in month(s) of the fourth study period.

		FREQ	WTD
001 : 120		35	34,285
994	Discontinued studies	8	6,800
995	Still studying	13	12,696
997	Not asked	24,246	24,867,413
998	Don't know	1	1,295
999	Not stated	7	5,410
		=====	=====
		24,310	24,927,899

Coverage: Respondents who answered ED4_Q150 = 1, 2, 3.
Source: General Social Survey 2001, derived from ED4_Q160M, ED4_Q160Y, ED4_Q160A.
Format: I3
Weight variable: WGHT_PER

Variable Name: **ED4_Q150** Position: 623 Length: 1

Did you graduate from this program?

		FREQ	WTD
1	Yes	43	40,990
2	No, still studying	13	12,696
3	No, discontinued studies	8	6,800
7	Not asked	24,246	24,867,413
9	Not stated	0	0
		=====	=====
		24,310	24,927,899

Coverage: Respondents who answered ED4_Q110 = 1.
Source: General Social Survey, 2001.
Format: I1
Weight variable: WGHT_PER

Variable Name: **ED4_Q170** Position: 624 Length: 1

What was the MOST IMPORTANT reason why you decided not to continue your studies?

		FREQ	WTD
1	No reason	0	0
2	Work	2	1,653
3	Family/personal reasons	2	1,492
4	School (lack of interest, etc.)	2	1,698
5	Financial reasons	1	1,177
6	Other	1	779
7	Not asked	24,302	24,921,099
9	Not stated	0	0
		=====	=====
		24,310	24,927,899

Coverage: Respondents who answered ED4_Q150 = 3.
Source: General Social Survey, 2001.
Format: I1
Weight variable: WGHT_PER

Variable Name: **ED5_Q110** Position: 625 Length: 1

Did you pursue any other studies to obtain a diploma, a certificate or a degree? (Include only complete courses which form part of a program leading to a grade, a diploma or a certificate. Exclude courses taken in the work place or courses taken for personal interest.)

		FREQ	WTD
1	Yes	2,024	1,985,067
2	No	2,623	2,755,865
7	Not asked	19,619	20,140,117
9	Not stated	44	46,851
		=====	=====
		24,310	24,927,899

Coverage: Respondents who answered ED4_Q150 = 1, 3, 9 or (ED1_Q120 = 3 or ED1_Q122 = 3) or ED2_Q122 = 3 or ED3_Q122 = 3.

Source: General Social Survey, 2001.

Format: I1

Weight variable: WGHT_PER

Variable Name: **ED5_Q122** Position: 626 Length: 1

Was it to obtain ...

		FREQ	WTD
1	a high school diploma?	0	0
2	a college dipl./cert. (Community college, Cégep, trade school, etc.)?	434	415,408
3	a university degree?	1,575	1,553,643
4	military training?	1	786
5	trade/apprenticeship?	14	15,229
6	Other	0	0
7	Not asked	22,286	22,942,832
9	Not stated	0	0
		=====	=====
		24,310	24,927,899

Coverage: Respondents who answered ED5_Q110 = 1.

Source: General Social Survey, 2001.

Format: I1

Weight variable: WGHT_PER

Variable Name: **ED5_Q141** Position: 627 Length: 1

Were you registered as a full-time or part-time student?

		FREQ	WTD
1	Full-time	1,348	1,293,327
2	Part-time	645	657,572
3	Some full-time and part-time	25	28,155
7	Not asked	22,286	22,942,832
8	Don't know	5	4,504
9	Not stated	1	1,509
		=====	=====
		24,310	24,927,899

Coverage: Respondents who answered ED5_Q110 = 1.
Source: General Social Survey, 2001.
Format: I1
Weight variable: WGHT_PER

Variable Name: **ED5_Q142** Position: 628 Length: 1

During these studies, did your weekly activities consist of ...

		FREQ	WTD
1	school only?	574	546,155
2	mostly school?	795	753,025
3	mostly work?	564	597,852
4	mostly taking care of household members?	35	28,503
5	Other	38	38,480
7	Not asked	22,286	22,942,832
9	Not stated	18	21,052
		=====	=====
		24,310	24,927,899

Coverage: Respondents who answered ED5_Q110 = 1.
Source: General Social Survey, 2001.
Format: I1
Weight variable: WGHT_PER

Variable Name: **AGE_STU5BEG** Position: 629 Length: 4

Age of the respondent at fifth study period.

		FREQ	WTD
0010 : 0063		1,982	1,938,719
99.7	Not asked	22,286	22,942,832
99.8	Don't know	39	42,038
99.9	Not stated	3	4,310
		=====	=====
		24,310	24,927,899

Coverage: Respondents who answered ED5_Q110 = 1.
Source: General Social Survey 2001, derived from ED5_Q130M, ED5_Q130Y, ED5_Q130A.
Format: F4.1
Weight variable: WGHT_PER

Variable Name: **AGE_STU5END** Position: 633 Length: 4

Age of the respondent when ending fifth study period.

		FREQ	WTD
0013 : 0072		1,625	1,594,007
99.4	Discontinued studies	79	79,852
99.5	Still studying	298	286,694
99.7	Not asked	22,286	22,942,832
99.8	Don't know	18	18,672
99.9	Not stated	4	5,841
		=====	=====
		24,310	24,927,899

Coverage: Respondents who answered ED5_Q150 = 1, 2, 3.
Source: General Social Survey 2001, derived from ED5_Q161M, ED5_Q161Y, ED5_Q161A.
Format: F4.1
Weight variable: WGHT_PER

Variable Name: **DUR_STU5** Position: 637 Length: 3

Duration in month(s) of the fifth study period.

		FREQ	WTD
001 : 540		1,551	1,514,524
994	Discontinued studies	79	79,852
995	Still studying	298	286,694
997	Not asked	22,286	22,942,832
998	Don't know	45	48,517
999	Not stated	51	55,479
		=====	=====
		24,310	24,927,899

Coverage: Respondents who answered ED5_Q150 = 1, 2, 3.
Source: General Social Survey 2001, derived from ED5_Q161M, ED5_Q161Y, ED5_Q161A.
Format: I3
Weight variable: WGHT_PER

Variable Name: **AGE_STUEND** Position: 640 Length: 4

Age of respondent at last diploma.

		FREQ	WTD
0010 : 0075		17,376	17,923,045
99.7	Not asked	6,789	6,851,357
99.8	Don't know	127	133,071
99.9	Not stated	18	20,426
		=====	=====
		24,310	24,927,899

Coverage: Respondents who answered ED1_Q150 = 1, 2, 3 or ED2_Q150 = 1, 2, 3 or ED3_Q150 = 1, 2, 3 or ED4_Q150 = 1, 2, 3 or ED5_Q150 = 1, 2, 3.

Source: General Social Survey 2001, derived from ED1_Q161M, ED1_Q161Y, ED1_Q161A, ED2_Q161M, ED2_Q161Y, ED2_Q161A, ED3_Q161M, ED3_Q161Y, ED3_Q161A, ED4_Q161M, ED4_Q161Y, ED4_Q161A, ED5_Q161M, ED5_Q161Y, ED5_Q161A.

Format: F4.1

Note: This variable provides the respondent's age when the last diploma was obtained, which is not necessarily the age at the end of the respondent's schooling. For respondents that obtained a diploma in their last schooling period, AGE_STUEND will correspond to the end of schooling. For respondents with partial studies as their last educational period, the value for AGE_STUEND corresponds to the respondent's age when the last diploma was obtained. The age at the end of schooling for those with partial studies in their last period can not be directly obtained and will have to be derived by the users.

Weight variable: WGHT_PER

Variable Name: **EDE_Q10** Position: 644 Length: 1

Are you presently in school?

		FREQ	WTD
1	Yes	522	727,949
2	No	26	31,607
7	Not asked	23,762	24,168,342
9	Not stated	0	0
		=====	=====
		24,310	24,927,899

Coverage: Respondents who answered ED0_Q10 = 06 to 10 and AGE <= 17.

Source: General Social Survey, 2001.

Format: I1

Weight variable: WGHT_PER

Variable Name: **AGE_EXPSTUEND** Position: 645 Length: 4

Age of respondent if studying at completion of study.

		FREQ	WTD
0015 : 0073		2,046	2,524,980
99.7	Not asked	21,724	21,688,450
99.8	Don't know	171	184,090
99.9	Not stated	369	530,379
		=====	=====
		24,310	24,927,899

Coverage: Respondents who answered EDE_Q10 = 1.
Source: General Social Survey 2001, derived from EDE_Q20M, EDE_Q20Y, EDE_Q20A.
Format: F4.1
Weight variable: WGHT_PER

Variable Name: **EDE_Q30** Position: 649 Length: 1

Do you intend to continue your studies?

		FREQ	WTD
1	Yes	1,598	1,939,261
2	No	460	572,743
7	Not asked	21,724	21,688,450
8	Don't know	159	196,193
9	Not stated	369	531,252
		=====	=====
		24,310	24,927,899

Coverage: Respondents who answered EDE_Q20Y = 2001 to 2020 or EDE_Q20Y = 9998, 9999.
Source: General Social Survey, 2001.
Format: I1
Weight variable: WGHT_PER

Variable Name: **STU15YRS** Position: 650 Length: 1

Respondent was attending school at 15 years of age.

		FREQ	WTD
1	Yes	19,686	20,048,645
2	No	1,421	1,321,137
5	Age 15 to 17 still studying	522	727,949
7	Not asked	2,442	2,597,131
8	Don't know	0	0
9	Not stated	239	233,037
		=====	=====
		24,310	24,927,899

Coverage: Respondents who answered ED0_Q20 = 1 or EDE_Q10 = 2, 9 or EDE_Q40 = 1, 2, 9.
Source: General Social Survey 2001, derived from ED0_Q20, EDE_Q10, EDE_Q40, AGE.
Format: I1
Weight variable: WGHT_PER

Variable Name: **EDU5** Position: 651 Length: 1

Highest level of education obtained by respondent. In five categories.

		FREQ	WTD
1	Doctorate/Mater's/Bachelor's degree	4,580	4,695,394
2	Diploma/certificate from community college or trade/technical	5,863	5,915,813
3	Some university/community college	2,744	2,985,587
4	High school diploma	4,436	4,638,855
5	Some secondary/elementary/no schooling	6,320	6,329,417
6	Other beyond elementary/high school	65	59,083
8	Don't know	105	113,834
9	Not stated	197	189,915
		=====	=====
		24,310	24,927,899

Coverage: All respondents.

Source: General Social Survey 2001, derived from ED0_Q10, ED0_Q20, EDE_Q51.

Format: I1

Weight variable: WGHT_PER

Note: Due to a flow problem, the highest level of education was imputed for 4,355 respondents. Their education history was used. Unfortunately, no distinction was done between Community College/CEGEP diploma and Trade/technical diploma. Then Community College diploma was imputed to these 1780 respondents. Then if we compare with previous GSS cycles, the proportion of Community College diploma increase to the detriment of Trade technical diploma.

Variable Name: **EDU10** Position: 652 Length: 2

Highest level of education obtained by respondent. In ten categories.

		FREQ	WTD
01	Doctorate/Mater's/some graduate	1,053	1,076,607
02	Bachelor's degree	3,527	3,618,787
03	Diploma/certificate from community college	4,395	4,440,919
04	Diploma/certificate from trade/technical	1,468	1,474,894
05	Some university	1,484	1,513,340
06	Community college/CEGEP/nursing	952	1,134,537
07	Some trade/technical	308	337,711
08	High school diploma	4,436	4,638,855
09	Some secondary/high school	4,959	5,007,425
10	Elementary/no schooling	1,357	1,320,547
11	Other beyond elementary/high school	65	59,083
98	Don't know	105	113,834
99	Not stated	201	191,360
		=====	=====
		24,310	24,927,899

Coverage: All respondents.

Source: General Social Survey 2001, derived from EDE_Q10, EDE_Q20, EDE_Q51.

Format: I2

Weight variable: WGHT_PER

Note: Due to a flow problem, the highest level of education was imputed for 4,355 respondents. Their education history was used. Unfortunately, no distinction was done between Community College/CEGEP diploma and Trade/technical diploma. Then Community College diploma was imputed to these 1780 respondents. Then if we compare with previous GSS cycles, the proportion of Community College diploma increase to the detriment of Trade technical diploma.

Variable Name: **EDE_Q60** Position: 654 Length: 1

During the next year, do you intend to pursue any studies?

		FREQ	WTD
1	Yes	2,321	2,589,024
2	No	6,584	6,784,396
7	Not asked	14,784	14,890,920
8	Don't know	539	579,273
9	Not stated	82	84,286
		=====	=====
		24,310	24,927,899

Coverage: Respondents who answered AGE = 15 or (AGE <= 44 and (ED1_Q150 = 1, 3, 9)) or (ED2_Q150 = 1, 3, 9) or (ED3_Q150 = 1, 3, 9) or (ED4_Q150 = 1, 3, 9) or ((ED5_Q161M = 01 to 12) or ED5_Q161M = 95, 98, 99)).

Source: General Social Survey, 2001.

Format: I1

Weight variable: WGHT_PER

Variable Name: **EDE_Q70** Position: 655 Length: 1

How many months do you expect these studies to take?

		FREQ	WTD
1	Less than three months	210	203,199
2	Between three and six months	264	279,533
3	Six months to one year	526	565,541
4	More than one year	1,222	1,426,338
7	Not asked	21,989	22,338,875
9	Not stated	99	114,413
		=====	=====
		24,310	24,927,899

Coverage: Respondents who answered EDE_Q60 = 1.
Source: General Social Survey, 2001.
Format: I1
Weight variable: WGHT_PER

Variable Name: **WHI_Q10** Position: 656 Length: 1

Excluding work while you were going to school, have you ever worked at a job or business for a period of six months or longer?

		FREQ	WTD
1	Yes	20,648	20,736,561
2	No	3,402	3,945,534
9	Not stated	260	245,803
		=====	=====
		24,310	24,927,899

Coverage: All respondents.
Source: General Social Survey, 2001.
Format: I1
Weight variable: WGHT_PER

Variable Name: **NO_WKFULL** Position: 657 Length: 1

Number of full-time work periods.

		FREQ	WTD
0	No full-time work period	4,126	4,642,697
1	One full-time work period	11,743	12,021,197
2	Two full-time work periods	5,015	5,024,441
3	Three full-time work periods	1,814	1,710,542
4	Four full-time work periods	543	517,009
5	Five full-time work periods	167	153,270
9	Not stated	902	858,743
		=====	=====
		24,310	24,927,899

Coverage: All respondents.

Source: General Social Survey 2001, derived from WH01_Q30, WF02_Q20...WF05_Q20,
WF02_Q40...WF05_Q40, WP02_Q20...WP05_Q20, WP02_Q40...WP05_Q40.

Format: I1

Weight variable: WGHT_PER

Variable Name: **NO_WKPART** Position: 658 Length: 1

Number of part-time work periods.

		FREQ	WTD
0	No part-time work period	18,294	19,004,329
1	One part-time work period	4,020	4,015,849
2	Two part-time work periods	890	836,275
3	Three part-time work periods	181	185,145
4	Four part-time work periods	23	27,557
5	Five part-time work periods	0	0
9	Not stated	902	858,743
		=====	=====
		24,310	24,927,899

Coverage: All respondents.

Source: General Social Survey 2001, derived from WH01_Q30, WF02_Q20...WF05_Q20,
WF02_Q40...WF05_Q40, WP02_Q20...WP05_Q20, WP02_Q40...WP05_Q40.

Format: I1

Weight variable: WGHT_PER

Variable Name: **NO_WKPER** Position: 659 Length: 1

Total number of work periods.

		FREQ	WTD
0	No work period	3,662	4,191,337
1	One work period	10,303	10,529,360
2	Two work periods	5,487	5,511,201
3	Three work periods	2,872	2,806,182
4	Four work periods	1,141	1,099,147
5	Five work periods	845	790,671
		=====	=====
		24,310	24,927,899

Coverage: All respondents.

Source: General Social Survey 2001, derived from WH01_Q30...WH05_Q30, WH02_Q20A...WH05_Q20A, WF02_Q20...WF05_Q20, WF02_Q40...WF05_Q40, WP02_Q20...WP05_Q20, WP02_Q40...WP05_Q40.

Format: I1

Weight variable: WGHT_PER

Variable Name: **AGE_WK1BEGC** Position: 660 Length: 4

Age of respondent at the beginning of first work period.

		FREQ	WTD
0010 : 0058		20,309	20,428,710
60	60 or more	6	3,840
99.7	Not asked	3,662	4,191,337
99.8	Don't know	267	241,707
99.9	Not stated	66	62,305
		=====	=====
		24,310	24,927,899

Coverage: Respondents who answered WH1_Q10 = 1.

Source: General Social Survey 2001, derived from WH01_Q20.

Format: F4.1

Weight variable: WGHT_PER

Variable Name: **AGE_WK1ENDC** Position: 664 Length: 4

Age of respondent at the end of first work period.

		FREQ	WTD
0010 : 0064		11,789	11,460,458
65	65 or more	173	150,940
99.5	Still working	7,484	7,989,966
99.7	Not asked	3,778	4,299,502
99.8	Don't know	928	867,325
99.9	Not stated	158	159,708
		=====	=====
		24,310	24,927,899

Coverage: Respondents who answered WF01_Q45 = 1 or WF01_Q46 = 1 or WP01_Q45 = 1 or WP01_Q46 = 1 or SAW01_Q30 = 2, 9.

Source: General Social Survey 2001, derived from WF01_Q45, WF01_Q46, WF01_Q50, WP01_Q45, WP01_Q46, WP01_Q50, SAW01_Q30, SAW01_Q50, WF02_Q20 or WP02_Q20.

Format: F4.1

Weight variable: WGHT_PER

Variable Name: **DUR_WK1** Position: 668 Length: 3

Length of respondent's first work period (in months).

		FREQ	WTD
001 : 804		11,713	11,368,814
995	On going	7,484	7,989,966
997	Not asked	3,778	4,299,502
998	Don't know	928	867,325
999	Not stated	407	402,291
		=====	=====
		24,310	24,927,899

Coverage: Respondents who had at least one work period.

Source: General Social Survey 2001, derived from WH01_Q20M, WH01_Q20Y, WH01_Q20A, WF01_Q50M, WF01_Q50Y, WF01_Q50A, WP01_Q50M, WP01_Q50Y, WP01_Q50A.

Format: I3

Weight variable: WGHT_PER

Variable Name: **WH01_Q30** Position: 671 Length: 1

Were you working 30 hours or more per week?

		FREQ	WTD
1	Yes	18,921	19,019,634
2	No	1,611	1,608,763
7	Not asked	3,662	4,191,337
9	Not stated	116	108,165
		=====	=====
		24,310	24,927,899

Coverage: Respondents who answered WH1_Q10 = 1.
Source: General Social Survey, 2001.
Format: I1
Weight variable: WGHT_PER

Variable Name: **WF01_Q40** Position: 672 Length: 1

Were you mainly ...

		FREQ	WTD
1	a paid worker?	18,113	18,179,595
2	self-employed?	614	633,482
3	an unpaid family worker?	183	192,375
7	Not asked	5,389	5,908,265
9	Not stated	11	14,182
		=====	=====
		24,310	24,927,899

Coverage: Respondents who answered WH01_Q30 = 1.
Source: General Social Survey, 2001.
Format: I1
Weight variable: WGHT_PER

Variable Name: **WF01_Q45** Position: 673 Length: 1

Since [WH01_Q20M & WH01_Q20Y or WH01_Q20A], have you ever been away from work for more than 3 months because of a lack of work, sickness, maternity/paternity leave, retirement, or any other reason?

		FREQ	WTD
1	Yes	10,562	10,085,609
2	No	7,687	8,247,891
7	Not asked	6,003	6,541,746
9	Not stated	58	52,653
		=====	=====
		24,310	24,927,899

Coverage: Respondents who answered WF01_Q40 = 1, 3, 9.
Source: General Social Survey, 2001.
Format: I1
Weight variable: WGHT_PER

Variable Name: **WF01_Q46** Position: 674 Length: 1

Since [WH01_Q20M & WH01_Q20Y or WH01_Q20A], did you ever work less than 30 hours per week?

		FREQ	WTD
1	Yes	3,651	3,553,872
2	No	14,544	14,715,517
7	Not asked	6,003	6,541,746
9	Not stated	112	116,764
		=====	=====
		24,310	24,927,899

Coverage: Respondents who answered WF01_Q40 = 1, 3, 9.
Source: General Social Survey, 2001.
Format: I1
Weight variable: WGHT_PER

Variable Name: **WF01_Q48** Position: 675 Length: 1

Did your FIRST absence from work happen before you started working less than 30 hours per week?

		FREQ	WTD
1	Yes	1,649	1,560,492
2	No	1,052	993,659
7	Not asked	21,527	22,300,039
9	Not stated	82	73,708
		=====	=====
		24,310	24,927,899

Coverage: Respondents who answered WF01_Q45 = 1 and WF01_Q46 = 1.
Source: General Social Survey, 2001.
Format: I1
Weight variable: WGHT_PER

Variable Name: **WP01_Q40** Position: 676 Length: 1

Were you mainly ...

		FREQ	WTD
1	a paid worker ?	1,519	1,512,597
2	self-employed?	58	63,692
3	an unpaid family worker?	31	30,279
7	Not asked	22,699	23,319,136
9	Not stated	3	2,194
		=====	=====
		24,310	24,927,899

Coverage: Respondents who answered WH01_Q30 = 2.
Source: General Social Survey, 2001.
Format: I1
Weight variable: WGHT_PER

Variable Name: **WP01_Q42** Position: 677 Length: 2

Why did you work less than 30 hours per week ?

		FREQ	WTD
01	Own illness, disability or accident	14	12,289
02	Personal/familial reasons	157	146,356
03	Going to school	567	604,331
04	Requirement of the work	601	565,617
05	Did not want to work more than 30 hours per week	133	133,037
06	Other reason	37	37,821
07	Lack of work	34	37,684
97	Not asked	22,757	23,382,829
98	Don't know	5	4,443
99	Not stated	5	3,494
		=====	=====
		24,310	24,927,899

Coverage: Respondents who answered WP01_Q40 = 1, 3, 8, 9.
 Source: General Social Survey, 2001.
 Format: I2
 Weight variable: WGHT_PER

Variable Name: **WP01_Q45** Position: 679 Length: 1

Since [WH01_Q20M & WH01_Q20Y or WH01_Q20A, have you ever been away from work for more than 3 months because of a lack of work, sickness, maternity/paternity leave, retirement, or any other reason?

		FREQ	WTD
1	Yes	846	809,437
2	No	697	725,903
7	Not asked	22,757	23,382,829
9	Not stated	10	9,730
		=====	=====
		24,310	24,927,899

Coverage: Respondents who answered WP01_Q40 = 1, 3, 8, 9.
 Source: General Social Survey, 2001.
 Format: I1
 Weight variable: WGHT_PER

Variable Name: **WP01_Q46** Position: 680 Length: 1

Since [WH01_Q20M & WH01_Q20Y or WH01_Q20A], did you ever work for 30 hours or more per week?

		FREQ	WTD
1	Yes	1,088	1,102,120
2	No	443	419,202
7	Not asked	22,757	23,382,829
9	Not stated	22	23,748
		=====	=====
		24,310	24,927,899

Coverage: Respondents who answered WP01_Q40 = 1, 3, 8, 9.
Source: General Social Survey, 2001.
Format: I1
Weight variable: WGHT_PER

Variable Name: **WP01_Q48** Position: 681 Length: 1

Did your FIRST absence from work happen before you started working 30 hours Or more per week?

		FREQ	WTD
1	Yes	229	237,453
2	No	353	333,293
7	Not asked	23,712	24,341,939
9	Not stated	16	15,214
		=====	=====
		24,310	24,927,899

Coverage: Respondents who answered WP01_Q45 = 1 and WP01_Q46 = 1.
Source: General Social Survey, 2001.
Format: I1
Weight variable: WGHT_PER

Variable Name: **WH01_Q60_C01** Position: 682 Length: 1

Reason for that absence from work? Seasonal worker.

		FREQ	WTD
1	Yes	321	284,250
2	No	9,554	9,159,051
7	Not asked	14,307	15,359,805
8	Don't know	87	80,588
9	Not stated	41	44,205
		=====	=====
		24,310	24,927,899

Coverage: Respondents who answered (WF01_Q45 = 1 and WF01_Q48 ne 2) or (WP01_Q45 = 1 and WP01_Q48 ne 2).
Source: General Social Survey, 2001.
Format: I1
Weight variable: WGHT_PER

Variable Name: **WH01_Q60_C02** Position: 683 Length: 1

Reason for that absence from work? Temporary layoff/end of contract.

		FREQ	WTD
1	Yes	539	566,183
2	No	9,336	8,877,118
7	Not asked	14,307	15,359,805
8	Don't know	87	80,588
9	Not stated	41	44,205
		=====	=====
		24,310	24,927,899

Coverage: Respondents who answered (WF01_Q45 = 1 and WF01_Q48 ne 2) or (WP01_Q45 = 1 and WP01_Q48 ne 2).
 Source: General Social Survey, 2001.
 Format: I1
 Weight variable: WGHT_PER

Variable Name: **WH01_Q60_C03** Position: 684 Length: 1

Reason for that absence from work? Lack of work.

		FREQ	WTD
1	Yes	879	876,022
2	No	8,996	8,567,279
7	Not asked	14,307	15,359,805
8	Don't know	87	80,588
9	Not stated	41	44,205
		=====	=====
		24,310	24,927,899

Coverage: Respondents who answered (WF01_Q45 = 1 and WF01_Q48 ne 2) or (WP01_Q45 = 1 and WP01_Q48 ne 2).
 Source: General Social Survey, 2001.
 Format: I1
 Weight variable: WGHT_PER

Variable Name: **WH01_Q60_C04** Position: 685 Length: 1

Reason for that absence from work? Business or company closure.

		FREQ	WTD
1	Yes	207	223,076
2	No	9,668	9,220,225
7	Not asked	14,307	15,359,805
8	Don't know	87	80,588
9	Not stated	41	44,205
		=====	=====
		24,310	24,927,899

Coverage: Respondents who answered (WF01_Q45 = 1 and WF01_Q48 ne 2) or (WP01_Q45 = 1 and WP01_Q48 ne 2).
 Source: General Social Survey, 2001.
 Format: I1
 Weight variable: WGHT_PER

Variable Name: **WH01_Q60_C05** Position: 686 Length: 1

Reason for that absence from work? Moved or transferred.

		FREQ	WTD
1	Yes	302	279,030
2	No	9,573	9,164,271
7	Not asked	14,307	15,359,805
8	Don't know	87	80,588
9	Not stated	41	44,205
		=====	=====
		24,310	24,927,899

Coverage: Respondents who answered (WF01_Q45 = 1 and WF01_Q48 ne 2) or (WP01_Q45 = 1 and WP01_Q48 ne 2).
 Source: General Social Survey, 2001.
 Format: I1
 Weight variable: WGHT_PER

Variable Name: **WH01_Q60_C06** Position: 687 Length: 1

Reason for that absence from work? Changed jobs.

		FREQ	WTD
1	Yes	156	144,037
2	No	9,719	9,299,263
7	Not asked	14,307	15,359,805
8	Don't know	87	80,588
9	Not stated	41	44,205
		=====	=====
		24,310	24,927,899

Coverage: Respondents who answered (WF01_Q45 = 1 and WF01_Q48 ne 2) or (WP01_Q45 = 1 and WP01_Q48 ne 2).
 Source: General Social Survey, 2001.
 Format: I1
 Weight variable: WGHT_PER

Variable Name: **WH01_Q60_C07** Position: 688 Length: 1

Reason for that absence from work? Own illness, disability or accident.

		FREQ	WTD
1	Yes	1,312	1,266,235
2	No	8,563	8,177,066
7	Not asked	14,307	15,359,805
8	Don't know	87	80,588
9	Not stated	41	44,205
		=====	=====
		24,310	24,927,899

Coverage: Respondents who answered (WF01_Q45 = 1 and WF01_Q48 ne 2) or (WP01_Q45 = 1 and WP01_Q48 ne 2).
 Source: General Social Survey, 2001.
 Format: I1
 Weight variable: WGHT_PER

Variable Name: **WH01_Q60_C08** Position: 689 Length: 1

Reason for that absence from work? Immigration/emigration.

		FREQ	WTD
1	Yes	158	195,625
2	No	9,717	9,247,676
7	Not asked	14,307	15,359,805
8	Don't know	87	80,588
9	Not stated	41	44,205
		=====	=====
		24,310	24,927,899

Coverage: Respondents who answered (WF01_Q45 = 1 and WF01_Q48 ne 2) or (WP01_Q45 = 1 and WP01_Q48 ne 2).
 Source: General Social Survey, 2001.
 Format: I1
 Weight variable: WGHT_PER

Variable Name: **WH01_Q60_C09** Position: 690 Length: 1

Reason for that absence from work? Returned to school.

		FREQ	WTD
1	Yes	712	731,569
2	No	9,163	8,711,732
7	Not asked	14,307	15,359,805
8	Don't know	87	80,588
9	Not stated	41	44,205
		=====	=====
		24,310	24,927,899

Coverage: Respondents who answered (WF01_Q45 = 1 and WF01_Q48 ne 2) or (WP01_Q45 = 1 and WP01_Q48 ne 2).
 Source: General Social Survey, 2001.
 Format: I1
 Weight variable: WGHT_PER

Variable Name: **WH01_Q60_C10** Position: 691 Length: 1

Reason for that absence from work? Retired.

		FREQ	WTD
1	Yes	949	842,555
2	No	8,926	8,600,745
7	Not asked	14,307	15,359,805
8	Don't know	87	80,588
9	Not stated	41	44,205
		=====	=====
		24,310	24,927,899

Coverage: Respondents who answered (WF01_Q45 = 1 and WF01_Q48 ne 2) or (WP01_Q45 = 1 and WP01_Q48 ne 2).
 Source: General Social Survey, 2001.
 Format: I1
 Weight variable: WGHT_PER

Variable Name: **WH01_Q60_C11** Position: 692 Length: 1

Reason for that absence from work? Maternity/paternity leave.

		FREQ	WTD
1	Yes	2,605	2,483,181
2	No	7,270	6,960,120
7	Not asked	14,307	15,359,805
8	Don't know	87	80,588
9	Not stated	41	44,205
		=====	=====
		24,310	24,927,899

Coverage: Respondents who answered (WF01_Q45 = 1 and WF01_Q48 ne 2) or (WP01_Q45 = 1 and WP01_Q48 ne 2).
 Source: General Social Survey, 2001.
 Format: I1
 Weight variable: WGHT_PER

Variable Name: **WH01_Q60_C12** Position: 693 Length: 1

Reason for that absence from work? Child care.

		FREQ	WTD
1	Yes	568	538,524
2	No	9,307	8,904,777
7	Not asked	14,307	15,359,805
8	Don't know	87	80,588
9	Not stated	41	44,205
		=====	=====
		24,310	24,927,899

Coverage: Respondents who answered (WF01_Q45 = 1 and WF01_Q48 ne 2) or (WP01_Q45 = 1 and WP01_Q48 ne 2).
 Source: General Social Survey, 2001.
 Format: I1
 Weight variable: WGHT_PER

Variable Name: **WH01_Q60_C13** Position: 694 Length: 1

Reason for that absence from work? Eldercare.

		FREQ	WTD
1	Yes	17	10,622
2	No	9,858	9,432,679
7	Not asked	14,307	15,359,805
8	Don't know	87	80,588
9	Not stated	41	44,205
		=====	=====
		24,310	24,927,899

Coverage: Respondents who answered (WF01_Q45 = 1 and WF01_Q48 ne 2) or (WP01_Q45 = 1 and WP01_Q48 ne 2).
 Source: General Social Survey, 2001.
 Format: I1
 Weight variable: WGHT_PER

Variable Name: **WH01_Q60_C14** Position: 695 Length: 1

Reason for that absence from work? Marriage.

		FREQ	WTD
1	Yes	616	507,251
2	No	9,259	8,936,050
7	Not asked	14,307	15,359,805
8	Don't know	87	80,588
9	Not stated	41	44,205
		=====	=====
		24,310	24,927,899

Coverage: Respondents who answered (WF01_Q45 = 1 and WF01_Q48 ne 2) or (WP01_Q45 = 1 and WP01_Q48 ne 2).
 Source: General Social Survey, 2001.
 Format: I1
 Weight variable: WGHT_PER

Variable Name: **WH01_Q60_C15** Position: 696 Length: 1

Reason for that absence from work? Personal or family responsibilities (other than child care or eldercare).

		FREQ	WTD
1	Yes	368	322,164
2	No	9,507	9,121,136
7	Not asked	14,307	15,359,805
8	Don't know	87	80,588
9	Not stated	41	44,205
		=====	=====
		24,310	24,927,899

Coverage: Respondents who answered (WF01_Q45 = 1 and WF01_Q48 ne 2) or (WP01_Q45 = 1 and WP01_Q48 ne 2).
 Source: General Social Survey, 2001.
 Format: I1
 Weight variable: WGHT_PER

Variable Name: **WH01_Q60_C16** Position: 697 Length: 1

Reason for that absence from work? Other reason.

		FREQ	WTD
1	Yes	85	87,952
2	No	9,790	9,355,348
7	Not asked	14,307	15,359,805
8	Don't know	87	80,588
9	Not stated	41	44,205
		=====	=====
		24,310	24,927,899

Coverage: Respondents who answered (WF01_Q45 = 1 and WF01_Q48 ne 2) or (WP01_Q45 = 1 and WP01_Q48 ne 2).
 Source: General Social Survey, 2001.
 Format: I1
 Weight variable: WGHT_PER

Variable Name: **WH01_Q60_C17** Position: 698 Length: 1

Reason for that absence from work? Personal choice (e.g. to travel, sabbatical, did not want to work, not satisfied, etc.).

		FREQ	WTD
1	Yes	286	274,821
2	No	9,589	9,168,480
7	Not asked	14,307	15,359,805
8	Don't know	87	80,588
9	Not stated	41	44,205
		=====	=====
		24,310	24,927,899

Coverage: Respondents who answered (WF01_Q45 = 1 and WF01_Q48 ne 2) or (WP01_Q45 = 1 and WP01_Q48 ne 2).
 Source: General Social Survey, 2001.
 Format: I1
 Weight variable: WGHT_PER

Variable Name: **SAW01_Q10** Position: 699 Length: 1

Did you return to seasonal work after that absence from work?

		FREQ	WTD
1	Yes	296	256,965
2	No	25	27,285
7	Not asked	23,989	24,643,649
9	Not stated	0	0
		=====	=====
		24,310	24,927,899

Coverage: Respondents who answered ((WF01_Q45 = 1 and WF01_Q48 ne 2) or (WP01_Q45 = 1 and WP01_Q48 ne 2)) and WH01_Q60 = 11.
Source: General Social Survey, 2001.
Format: I1
Weight variable: WGHT_PER

Variable Name: **SAW01_Q30** Position: 700 Length: 1

Since [WH01_Q20M & WH01_Q20Y or WH01_Q20A], were you always a seasonal worker or self-employed?

		FREQ	WTD
1	Yes	608	583,589
2	No	358	366,612
7	Not asked	23,342	23,973,760
9	Not stated	2	3,938
		=====	=====
		24,310	24,927,899

Coverage: Respondents who answered WF01_Q40 = 2 or WP01_Q40 = 2 or SAW01_Q10 = 1, 9.
Source: General Social Survey, 2001.
Format: I1
Weight variable: WGHT_PER

Variable Name: **SAW01_Q60** Position: 701 Length: 1

Did you start working after being a seasonal worker or self-employed?

		FREQ	WTD
1	Yes	254	263,278
2	No	55	61,922
7	Not asked	24,001	24,602,699
9	Not stated	0	0
		=====	=====
		24,310	24,927,899

Coverage: Respondents who answered (SAW01_Q50Y = 1920 to 2001 or (SAW01_Q50Y = 9998,9999 and SAW01_Q50A = 15 to 65) and not (WF01_Q45 = 1 and WF01_Q46 = 1) and not (WP01_Q45 = 1 and WP01_Q46 = 1)).
Source: General Social Survey, 2001.
Format: I1
Weight variable: WGHT_PER

Variable Name: **WH02_Q10** Position: 702 Length: 1

Did you start working after that absence from work?

		FREQ	WTD
1	Yes	5,424	5,353,313
2	No	1,427	1,287,417
7	Not asked	17,433	18,260,520
9	Not stated	26	26,648
		=====	=====
		24,310	24,927,899

Coverage: Respondents who answered ((WF01_Q45 = 1 and WF01_Q48 ne 2) or (WP01_Q45 = 1 and WP01_Q48 ne 2)) and (WH01_Q60 ne 11, 20, or (WH01_Q60 = 11 and SAW01_Q10 = 2)).
 Source: General Social Survey, 2001.
 Format: I1
 Weight variable: WGHT_PER

Variable Name: **AGE_WK2BEGC** Position: 703 Length: 4

Age of respondent at the beginning of second work period.

		FREQ	WTD
0012 : 0059		9,409	9,320,492
60	60 or more	50	43,321
99.7	Not asked	13,965	14,720,698
99.8	Don't know	818	774,707
99.9	Not stated	68	68,681
		=====	=====
		24,310	24,927,899

Coverage: Respondents who answered WH02_Q10 = 1 or WP01_Q48 = 2 or (WP01_Q45 = 2, 9 and WP01_Q46 = 1) or WF01_Q48 = 2 or (WF01_Q45 = 2, 9 and WF01_Q46 = 1).
 Source: General Social Survey 2001, derived from WH02_Q20, WF02_Q20, WP02_Q20.
 Format: F4.1
 Weight variable: WGHT_PER

Variable Name: **AGE_WK2ENDC** Position: 707 Length: 4

Age of respondent at the end of second work period.

		FREQ	WTD
0013 : 0064		5,456	5,263,462
65	65 or more	75	67,270
99.5	Still working	3,707	3,834,168
99.7	Not asked	14,501	15,234,410
99.8	Don't know	486	443,962
99.9	Not stated	85	84,627
		=====	=====
		24,310	24,927,899

Coverage: Respondents who answered WF02_Q45 = 1 or WF02_Q46 = 1 or WP02_Q45 = 1 or WP02_Q46 = 1 or SAW02_Q30 = 2, 9.

Source: General Social Survey 2001, derived from WF02_Q45, WF02_Q46, WF02_Q50, WP02_Q45, WP02_Q46, WP02_Q50, SAW02_Q30, SAW02_Q50, WF03_Q20 or WP03_Q20.

Format: F4.1

Weight variable: WGHT_PER

Variable Name: **DUR_WK2** Position: 711 Length: 3

Length of respondent's second work period (in months).

		FREQ	WTD
001 : 600		5,252	5,053,227
995	On going	3,707	3,834,168
997	Not asked	14,501	15,234,410
998	Don't know	486	443,962
999	Not stated	364	362,133
		=====	=====
		24,310	24,927,899

Coverage: Respondents who had at least two work periods.

Source: General Social Survey 2001, derived from WH01_Q20M, WH01_Q20Y, WH01_Q20A, WF01_Q50M, WF01_Q50Y, WF01_Q50A, WP01_Q50M, WP01_Q50Y, WP01_Q50A.

Format: I3

Weight variable: WGHT_PER

Variable Name: **WH02_Q30** Position: 714 Length: 1

Were you working 30 hours or more per week?

		FREQ	WTD
1	Yes	5,897	5,790,730
2	No	1,149	1,133,633
7	Not asked	17,259	18,001,468
9	Not stated	5	2,068
		=====	=====
		24,310	24,927,899

Coverage: Respondents who answered (WH02_Q20Y = 1920 to 2001 or WH02_Q20A = 15 to 65).
Source: General Social Survey, 2001.
Format: I1
Weight variable: WGHT_PER

Variable Name: **WF02_Q40** Position: 715 Length: 1

Were you mainly ...

		FREQ	WTD
1	a paid worker?	6,454	6,348,978
2	self-employed?	260	267,109
3	an unpaid family worker?	25	22,867
7	Not asked	17,570	18,287,715
9	Not stated	1	1,231
		=====	=====
		24,310	24,927,899

Coverage: Respondents who answered WH02_Q30 = 1 or (WP01_Q45 = 1 and WP01_Q46 = 1 and WP01_Q48 = 2) or (WP01_Q45 ne 1 and WP01_Q46 = 1).
Source: General Social Survey, 2001.
Format: I1
Weight variable: WGHT_PER

Variable Name: **WF02_Q45** Position: 716 Length: 1

Since [(WH02_Q20M & WH02_Q20Y or WH02_Q20A) OR (WF02_Q20M & WF02_Q20Y or WF02_Q20A)], have you ever been away from work for more than 3 months because of a lack of work, sickness, maternity/paternity leave, retirement, or any other reason?

		FREQ	WTD
1	Yes	3,444	3,255,112
2	No	3,024	3,104,926
7	Not asked	17,830	18,554,823
9	Not stated	12	13,037
		=====	=====
		24,310	24,927,899

Coverage: Respondents who answered WF02_Q40 = 1, 3, 8, 9.
Source: General Social Survey, 2001.
Format: I1
Weight variable: WGHT_PER

Variable Name: **WF02_Q46** Position: 717 Length: 1

Since [(WH02_Q20M & WH02_Q20Y or WH02_Q20A) OR (WF02_Q20M & WF02_Q20Y or WF02_Q20A)], did you ever work less than 30 hours per week?

		FREQ	WTD
1	Yes	888	827,677
2	No	5,568	5,523,670
7	Not asked	17,830	18,554,823
9	Not stated	24	21,728
		=====	=====
		24,310	24,927,899

Coverage: Respondents who answered WF02_Q40 = 1, 3, 8, 9.
Source: General Social Survey, 2001.
Format: I1
Weight variable: WGHT_PER

Variable Name: **WF02_Q48** Position: 718 Length: 1

Did your absence from work happen before you started working less than 30 hours per week?

		FREQ	WTD
1	Yes	414	381,157
2	No	211	195,819
7	Not asked	23,666	24,333,519
9	Not stated	19	17,404
		=====	=====
		24,310	24,927,899

Coverage: Respondents who answered WF02_Q45 = 1 and WF02_Q46 = 1.
Source: General Social Survey, 2001.
Format: I1
Weight variable: WGHT_PER

Variable Name: **WF02_Q40** Position: 719 Length: 1

Were you mainly ...

		FREQ	WTD
1	a paid worker?	2,875	2,848,021
2	self-employed?	174	184,402
3	an unpaid family worker?	15	16,876
7	Not asked	21,241	21,874,594
9	Not stated	5	4,006
		=====	=====
		24,310	24,927,899

Coverage: Respondents who answered WH02_Q30 = 2 or (WF01_Q45 = 1 and WF01_Q46 = 1 and WF01_Q48 = 2) or (WF01_Q45 ne 1 and WF01_Q46 = 1).
Source: General Social Survey, 2001.
Format: I1
Weight variable: WGHT_PER

Variable Name: **WP02_Q42** Position: 720 Length: 2

Why did you work less than 30 hours per week?

		FREQ	WTD
01	Own illness, disability or accident	135	129,877
02	Personal/familial reasons	812	808,181
03	Going to school	325	364,977
04	Requirement of the work	1,018	919,593
05	Did not want to work more than 30 hours per week	370	393,195
06	Other reason	73	74,077
07	Lack of work	132	147,719
97	Not asked	21,415	22,058,997
98	Don't know	22	19,693
99	Not stated	8	11,592
		=====	=====
		24,310	24,927,899

Coverage: Respondents who answered WP02_Q40 = 1, 3, 8, 9.
Source: General Social Survey, 2001.
Format: I2
Weight variable: WGHT_PER

Variable Name: **WP02_Q45** Position: 722 Length: 1

Since [(WH02_Q20M & WH02_Q20Y or WH02_Q20A) OR (WP02_Q20M & WP02_Q20Y or WP02_Q20A)], have you ever been away from work for more than 3 months because of a lack of work, sickness, maternity/paternity leave, retirement, or any other reason?

		FREQ	WTD
1	Yes	1,397	1,303,041
2	No	1,478	1,544,810
7	Not asked	21,415	22,058,997
9	Not stated	20	21,051
		=====	=====
		24,310	24,927,899

Coverage: Respondents who answered WP02_Q40 = 1, 3, 8, 9.
Source: General Social Survey, 2001.
Format: I1
Weight variable: WGHT_PER

Variable Name: **WP02_Q46** Position: 723 Length: 1

Since [(WH02_Q20M & WH02_Q20Y or WH02_Q20A) OR (WP02_Q20M & WP02_Q20Y or WP02_Q20A)], did you ever work for 30 hours or more per week?

		FREQ	WTD
1	Yes	1,648	1,623,514
2	No	1,214	1,212,968
7	Not asked	21,415	22,058,997
9	Not stated	33	32,421
		=====	=====
		24,310	24,927,899

Coverage: Respondents who answered WP02_Q40 = 1, 3, 8, 9.
Source: General Social Survey, 2001.
Format: I1
Weight variable: WGHT_PER

Variable Name: **WP02_Q48** Position: 724 Length: 1

Did your absence from work happen before you started working 30 hours or more per week?

		FREQ	WTD
1	Yes	349	340,484
2	No	406	355,754
7	Not asked	23,531	24,213,665
9	Not stated	24	17,996
		=====	=====
		24,310	24,927,899

Coverage: Respondents who answered WP02_Q45 = 1 and WP02_Q46 = 1.
Source: General Social Survey, 2001.
Format: I1
Weight variable: WGHT_PER

Variable Name: **WH02_Q60_C01** Position: 725 Length: 1

Reason for that absence from work? Seasonal worker.

		FREQ	WTD
1	Yes	98	83,240
2	No	4,076	3,874,383
7	Not asked	20,086	20,921,319
8	Don't know	31	28,035
9	Not stated	19	20,923
		=====	=====
		24,310	24,927,899

Coverage: Respondents who answered (WF02_Q45 = 1 and WF02_Q48 ne 2) or (WP02_Q45 = 1 and WP02_Q48 ne 2).
Source: General Social Survey, 2001.
Format: I1
Weight variable: WGHT_PER

Variable Name: **WH02_Q60_C02** Position: 726 Length: 1

Reason for that absence from work? Temporary layoff/end of contract.

		FREQ	WTD
1	Yes	253	267,197
2	No	3,921	3,690,425
7	Not asked	20,086	20,921,319
8	Don't know	31	28,035
9	Not stated	19	20,923
		=====	=====
		24,310	24,927,899

Coverage: Respondents who answered (WF02_Q45 = 1 and WF02_Q48 ne 2) or (WP02_Q45 = 1 and WP02_Q48 ne 2).
 Source: General Social Survey, 2001.
 Format: I1
 Weight variable: WGHT_PER

Variable Name: **WH02_Q60_C03** Position: 727 Length: 1

Reason for that absence from work? Lack of work.

		FREQ	WTD
1	Yes	374	368,011
2	No	3,800	3,589,612
7	Not asked	20,086	20,921,319
8	Don't know	31	28,035
9	Not stated	19	20,923
		=====	=====
		24,310	24,927,899

Coverage: Respondents who answered (WF02_Q45 = 1 and WF02_Q48 ne 2) or (WP02_Q45 = 1 and WP02_Q48 ne 2).
 Source: General Social Survey, 2001.
 Format: I1
 Weight variable: WGHT_PER

Variable Name: **WH02_Q60_C04** Position: 728 Length: 1

Reason for that absence from work? Business or company closure.

		FREQ	WTD
1	Yes	81	78,528
2	No	4,093	3,879,095
7	Not asked	20,086	20,921,319
8	Don't know	31	28,035
9	Not stated	19	20,923
		=====	=====
		24,310	24,927,899

Coverage: Respondents who answered (WF02_Q45 = 1 and WF02_Q48 ne 2) or (WP02_Q45 = 1 and WP02_Q48 ne 2).
 Source: General Social Survey, 2001.
 Format: I1
 Weight variable: WGHT_PER

Variable Name: **WH02_Q60_C05** Position: 729 Length: 1

Reason for that absence from work? Moved or transferred.

		FREQ	WTD
1	Yes	172	150,889
2	No	4,002	3,806,734
7	Not asked	20,086	20,921,319
8	Don't know	31	28,035
9	Not stated	19	20,923
		=====	=====
		24,310	24,927,899

Coverage: Respondents who answered (WF02_Q45 = 1 and WF02_Q48 ne 2) or (WP02_Q45 = 1 and WP02_Q48 ne 2).
 Source: General Social Survey, 2001.
 Format: I1
 Weight variable: WGHT_PER

Variable Name: **WH02_Q60_C06** Position: 730 Length: 1

Reason for that absence from work? Changed jobs.

		FREQ	WTD
1	Yes	63	59,051
2	No	4,111	3,898,572
7	Not asked	20,086	20,921,319
8	Don't know	31	28,035
9	Not stated	19	20,923
		=====	=====
		24,310	24,927,899

Coverage: Respondents who answered (WF02_Q45 = 1 and WF02_Q48 ne 2) or (WP02_Q45 = 1 and WP02_Q48 ne 2).
 Source: General Social Survey, 2001.
 Format: I1
 Weight variable: WGHT_PER

Variable Name: **WH02_Q60_C07** Position: 731 Length: 1

Reason for that absence from work? Own illness, disability or accident.

		FREQ	WTD
1	Yes	544	499,542
2	No	3,630	3,458,080
7	Not asked	20,086	20,921,319
8	Don't know	31	28,035
9	Not stated	19	20,923
		=====	=====
		24,310	24,927,899

Coverage: Respondents who answered (WF02_Q45 = 1 and WF02_Q48 ne 2) or (WP02_Q45 = 1 and WP02_Q48 ne 2).
 Source: General Social Survey, 2001.
 Format: I1
 Weight variable: WGHT_PER

Variable Name: **WH02_Q60_C08** Position: 732 Length: 1

Reason for that absence from work? Immigration/emigration.

		FREQ	WTD
1	Yes	33	35,570
2	No	4,141	3,922,052
7	Not asked	20,086	20,921,319
8	Don't know	31	28,035
9	Not stated	19	20,923
		=====	=====
		24,310	24,927,899

Coverage: Respondents who answered (WF02_Q45 = 1 and WF02_Q48 ne 2) or (WP02_Q45 = 1 and WP02_Q48 ne 2).
 Source: General Social Survey, 2001.
 Format: I1
 Weight variable: WGHT_PER

Variable Name: **WH02_Q60_C09** Position: 733 Length: 1

Reason for that absence from work? Returned to school.

		FREQ	WTD
1	Yes	230	218,247
2	No	3,944	3,739,375
7	Not asked	20,086	20,921,319
8	Don't know	31	28,035
9	Not stated	19	20,923
		=====	=====
		24,310	24,927,899

Coverage: Respondents who answered (WF02_Q45 = 1 and WF02_Q48 ne 2) or (WP02_Q45 = 1 and WP02_Q48 ne 2).
 Source: General Social Survey, 2001.
 Format: I1
 Weight variable: WGHT_PER

Variable Name: **WH02_Q60_C10** Position: 734 Length: 1

Reason for that absence from work? Retired.

		FREQ	WTD
1	Yes	460	415,103
2	No	3,714	3,542,519
7	Not asked	20,086	20,921,319
8	Don't know	31	28,035
9	Not stated	19	20,923
		=====	=====
		24,310	24,927,899

Coverage: Respondents who answered (WF02_Q45 = 1 and WF02_Q48 ne 2) or (WP02_Q45 = 1 and WP02_Q48 ne 2).
 Source: General Social Survey, 2001.
 Format: I1
 Weight variable: WGHT_PER

Variable Name: **WH02_Q60_C11** Position: 735 Length: 1

Reason for that absence from work? Maternity/paternity leave.

		FREQ	WTD
1	Yes	1,359	1,314,306
2	No	2,815	2,643,316
7	Not asked	20,086	20,921,319
8	Don't know	31	28,035
9	Not stated	19	20,923
		=====	=====
		24,310	24,927,899

Coverage: Respondents who answered (WF02_Q45 = 1 and WF02_Q48 ne 2) or (WP02_Q45 = 1 and WP02_Q48 ne 2).
 Source: General Social Survey, 2001.
 Format: I1
 Weight variable: WGHT_PER

Variable Name: **WH02_Q60_C12** Position: 736 Length: 1

Reason for that absence from work? Child care.

		FREQ	WTD
1	Yes	213	213,963
2	No	3,961	3,743,660
7	Not asked	20,086	20,921,319
8	Don't know	31	28,035
9	Not stated	19	20,923
		=====	=====
		24,310	24,927,899

Coverage: Respondents who answered (WF02_Q45 = 1 and WF02_Q48 ne 2) or (WP02_Q45 = 1 and WP02_Q48 ne 2).
 Source: General Social Survey, 2001.
 Format: I1
 Weight variable: WGHT_PER

Variable Name: **WH02_Q60_C13** Position: 737 Length: 1

Reason for that absence from work? Eldercare.

		FREQ	WTD
1	Yes	11	6,994
2	No	4,163	3,950,629
7	Not asked	20,086	20,921,319
8	Don't know	31	28,035
9	Not stated	19	20,923
		=====	=====
		24,310	24,927,899

Coverage: Respondents who answered (WF02_Q45 = 1 and WF02_Q48 ne 2) or (WP02_Q45 = 1 and WP02_Q48 ne 2).
 Source: General Social Survey, 2001.
 Format: I1
 Weight variable: WGHT_PER

Variable Name: **WH02_Q60_C14** Position: 738 Length: 1

Reason for that absence from work? Marriage.

		FREQ	WTD
1	Yes	50	41,652
2	No	4,124	3,915,970
7	Not asked	20,086	20,921,319
8	Don't know	31	28,035
9	Not stated	19	20,923
		=====	=====
		24,310	24,927,899

Coverage: Respondents who answered (WF02_Q45 = 1 and WF02_Q48 ne 2) or (WP02_Q45 = 1 and WP02_Q48 ne 2).
 Source: General Social Survey, 2001.
 Format: I1
 Weight variable: WGHT_PER

Variable Name: **WH02_Q60_C15** Position: 739 Length: 1

Reason for that absence from work? Personal or family responsibilities (other than child care or eldercare).

		FREQ	WTD
1	Yes	184	159,925
2	No	3,990	3,797,697
7	Not asked	20,086	20,921,319
8	Don't know	31	28,035
9	Not stated	19	20,923
		=====	=====
		24,310	24,927,899

Coverage: Respondents who answered (WF02_Q45 = 1 and WF02_Q48 ne 2) or (WP02_Q45 = 1 and WP02_Q48 ne 2).
 Source: General Social Survey, 2001.
 Format: I1
 Weight variable: WGHT_PER

Variable Name: **WH02_Q60_C16** Position: 740 Length: 1

Reason for that absence from work? Other reason.

		FREQ	WTD
1	Yes	25	21,109
2	No	4,149	3,936,513
7	Not asked	20,086	20,921,319
8	Don't know	31	28,035
9	Not stated	19	20,923
		=====	=====
		24,310	24,927,899

Coverage: Respondents who answered (WF02_Q45 = 1 and WF02_Q48 ne 2) or (WP02_Q45 = 1 and WP02_Q48 ne 2).
 Source: General Social Survey, 2001.
 Format: I1
 Weight variable: WGHT_PER

Variable Name: **WH02_Q60_C17** Position: 741 Length: 1

Reason for that absence from work? Personal choice (e.g. to travel, sabbatical, did not want to work, not satisfied, etc.).

		FREQ	WTD
1	Yes	99	100,012
2	No	4,075	3,857,611
7	Not asked	20,086	20,921,319
8	Don't know	31	28,035
9	Not stated	19	20,923
		=====	=====
		24,310	24,927,899

Coverage: Respondents who answered (WF02_Q45 = 1 and WF02_Q48 ne 2) or (WP02_Q45 = 1 and WP02_Q48 ne 2).
 Source: General Social Survey, 2001.
 Format: I1
 Weight variable: WGHT_PER

Variable Name: **SAW02_Q10** Position: 742 Length: 1

Did you return to seasonal work after that absence from work?

		FREQ	WTD
1	Yes	86	74,161
2	No	11	9,000
7	Not asked	24,212	24,844,659
9	Not stated	1	79
		=====	=====
		24,310	24,927,899

Coverage: Respondents who answered ((WF02_Q45 = 1 and WF02_Q48 ne 2) or (WP02_Q45 = 1 and WP02_Q48 ne 2)) and WH02_Q60 = 11.
Source: General Social Survey, 2001.
Format: I1
Weight variable: WGHT_PER

Variable Name: **SAW02_Q30** Position: 743 Length: 1

Since [(WH02_Q20M & WH02_Q20Y or WH02_Q20A) OR (WF02_Q20M & WF02_Q20Y or WF02_Q20A) OR (WP02_Q20M & WP02_Q20Y or WP02_Q20A)], were you always a seasonal worker or self-employed?

		FREQ	WTD
1	Yes	355	355,670
2	No	165	168,628
7	Not asked	23,789	24,402,148
9	Not stated	1	1,454
		=====	=====
		24,310	24,927,899

Coverage: Respondents who answered WF02_Q40 = 2 or WP02_Q40 = 2 or SAW02_Q10 = 1, 9.
Source: General Social Survey, 2001.
Format: I1
Weight variable: WGHT_PER

Variable Name: **SAW02_Q60** Position: 744 Length: 1

Did you start working after being a seasonal worker or self-employed?

		FREQ	WTD
1	Yes	106	112,013
2	No	33	33,057
7	Not asked	24,171	24,782,829
9	Not stated	0	0
		=====	=====
		24,310	24,927,899

Coverage: Respondents who answered (SAW02_Q50Y = 1920 to 2001 or (SAW02_Q50Y = 9998,9999 and SAW02_Q50A = 15 to 65)) and not (WF02_Q45 = 1 and WF02_Q46 = 1) and not (WP02_Q45 = 1 and WP02_Q46 = 1).
Source: General Social Survey, 2001.
Format: I1
Weight variable: WGHT_PER

Variable Name: **WH03_Q10** Position: 745 Length: 1

Did you start working after that absence from work?

		FREQ	WTD
1	Yes	2,242	2,155,779
2	No	663	633,038
7	Not asked	21,401	22,135,558
9	Not stated	4	3,523
		=====	=====
		24,310	24,927,899

Coverage: Respondents who answered ((WF02_Q45 = 1 and WF02_Q48 ne 2) or (WP02_Q45 = 1 and WP02_Q48 ne 2)) and (WH02_Q60 ne 11, 20, or (WH02_Q60 = 11 and SAW02_Q10 = 2)).
 Source: General Social Survey, 2001.
 Format: I1
 Weight variable: WGHT_PER

Variable Name: **AGE_WK3BEGC** Position: 746 Length: 4

Age of respondent at the beginning of third work period.

		FREQ	WTD
0013 : 0059		4,449	4,327,037
60	60 or more	22	22,684
99.7	Not asked	19,452	20,231,899
99.8	Don't know	332	292,128
99.9	Not stated	55	54,150
		=====	=====
		24,310	24,927,899

Coverage: Respondents who answered WH03_Q10 = 1 or WP02_Q48 = 2 or (WP02_Q45 = 2, 9 and WP02_Q46 = 1) or WF02_Q48 = 2 or (WF02_Q45 = 2, 9 and WF02_Q46 = 1).
 Source: General Social Survey 2001, derived from WH03_Q20, WF03_Q20, WP03_Q20.
 Format: F4.1
 Weight variable: WGHT_PER

Variable Name: **AGE_WK3ENDC** Position: 750 Length: 4

Age of respondent at the end of third work period.

		FREQ	WTD
0013 : 0064		2,266	2,162,408
65	65 or more	26	24,216
99.5	Still working	2,165	2,165,367
99.7	Not asked	19,635	20,401,678
99.8	Don't know	176	133,908
99.9	Not stated	42	40,321
		=====	=====
		24,310	24,927,899

Coverage: Respondents who answered WF03_Q45 = 1 or WF03_Q46 = 1 or WP03_Q45 = 1 or WP03_Q46 = 1 or SAW03_Q30 = 2, 9.

Source: General Social Survey 2001, derived from WF03_Q45, WF03_Q46, WF03_Q50, WP03_Q45, WP03_Q46, WP03_Q50, SAW03_Q30, SAW03_Q50, WF04_Q20 or WP04_Q20.

Format: F4.1

Weight variable: WGHT_PER

Variable Name: **DUR_WK3** Position: 754 Length: 3

Length of respondent's third work period (in months).

		FREQ	WTD
001 : 672		2,182	2,081,927
995	On going	2,165	2,165,367
997	Not asked	19,635	20,401,678
998	Don't know	176	133,908
999	Not stated	152	145,019
		=====	=====
		24,310	24,927,899

Coverage: Respondents who had at least three work periods.

Source: General Social Survey 2001, derived from WH01_Q20M, WH01_Q20Y, WH01_Q20A, WF01_Q50M, WF01_Q50Y, WF01_Q50A, WP01_Q50M, WP01_Q50Y, WP01_Q50A.

Format: I3

Weight variable: WGHT_PER

Variable Name: **WH03_Q30** Position: 757 Length: 1

Were you working 30 hours or more per week?

		FREQ	WTD
1	Yes	2,336	2,225,866
2	No	609	606,204
7	Not asked	21,364	22,095,041
9	Not stated	1	788
		=====	=====
		24,310	24,927,899

Coverage: Respondents who answered (WH03_Q20Y = 1920 to 2001 or WH03_Q20A = 15 to 65).
Source: General Social Survey, 2001.
Format: I1
Weight variable: WGHT_PER

Variable Name: **WF03_Q40** Position: 758 Length: 1

Were you mainly ...

		FREQ	WTD
1	a paid worker?	3,473	3,355,116
2	self-employed?	126	125,636
3	an unpaid family worker?	10	8,048
7	Not asked	20,699	21,436,999
9	Not stated	2	2,099
		=====	=====
		24,310	24,927,899

Coverage: Respondents who answered WH03_Q30 = 1 or (WP02_Q45 = 1 and WP02_Q46 = 1 and WP02_Q48 = 2) or (WP02_Q45 ne 1 and WP02_Q46 = 1).
Source: General Social Survey, 2001.
Format: I1
Weight variable: WGHT_PER

Variable Name: **WF03_Q45** Position: 759 Length: 1

Since [(WH03_Q20M & WH03_Q20Y or WH03_Q20A) OR (WF03_Q20M & WF03_Q20Y or WF03_Q20A)], have you ever been away from work for more than 3 months because of a lack of work, sickness, maternity/paternity leave, retirement, or any other reason?

		FREQ	WTD
1	Yes	1,461	1,335,846
2	No	2,018	2,022,207
7	Not asked	20,825	21,562,635
9	Not stated	6	7,211
		=====	=====
		24,310	24,927,899

Coverage: Respondents who answered WF03_Q40 = 1, 3, 8, 9.
Source: General Social Survey, 2001.
Format: I1
Weight variable: WGHT_PER

Variable Name: **WF03_Q46** Position: 760 Length: 1

Since [(WH03_Q20M & WH03_Q20Y or WH03_Q20A) OR (WF03_Q20M & WF03_Q20Y or WF03_Q20A)], did you ever work less than 30 hours per week?

		FREQ	WTD
1	Yes	548	496,699
2	No	2,918	2,848,323
7	Not asked	20,825	21,562,635
9	Not stated	19	20,241
		=====	=====
		24,310	24,927,899

Coverage: Respondents who answered WF03_Q40 = 1, 3, 8, 9.
Source: General Social Survey, 2001.
Format: I1
Weight variable: WGHT_PER

Variable Name: **WF03_Q48** Position: 761 Length: 1

Did your absence from work happen before you started working less than 30 hours per week?

		FREQ	WTD
1	Yes	190	166,142
2	No	117	91,250
7	Not asked	23,995	24,662,905
9	Not stated	8	7,602
		=====	=====
		24,310	24,927,899

Coverage: Respondents who answered WF03_Q45 = 1 and WF03_Q46 = 1.
Source: General Social Survey, 2001.
Format: I1
Weight variable: WGHT_PER

Variable Name: **WF03_Q40** Position: 762 Length: 1

Were you mainly ...

		FREQ	WTD
1	a paid worker?	1,002	976,799
2	self-employed?	52	49,358
3	an unpaid family worker?	8	7,159
7	Not asked	23,246	23,892,578
9	Not stated	2	2,005
		=====	=====
		24,310	24,927,899

Coverage: Respondents who answered WH03_Q30 = 2 or (WF02_Q45 = 1 and WF02_Q46 = 1 and WF02_Q48 = 2) or (WF02_Q45 ne 1 and WF02_Q46 = 1).
Source: General Social Survey, 2001.
Format: I1
Weight variable: WGHT_PER

Variable Name: **WP03_Q42** Position: 763 Length: 2

Why did you work less than 30 hours per week?

		FREQ	WTD
01	Own illness, disability or accident	38	27,967
02	Personal/familial reasons	362	361,195
03	Going to school	82	77,904
04	Requirement of the work	332	313,891
05	Did not want to work more than 30 hours per week	139	142,541
06	Other reason	17	17,375
07	Lack of work	32	32,526
97	Not asked	23,298	23,941,936
98	Don't know	6	8,521
99	Not stated	4	4,043
		=====	=====
		24,310	24,927,899

Coverage: Respondents who answered WP03_Q40 = 1, 3, 8, 9.
 Source: General Social Survey, 2001.
 Format: I2
 Weight variable: WGHT_PER

Variable Name: **WP03_Q45** Position: 765 Length: 1

Since [(WH03_Q20M & WH03_Q20Y or WH03_Q20A) OR (WP03_Q20M & WP03_Q20Y or WP03_Q20A)], have you ever been away from work for more than 3 months because of a lack of work, sickness, maternity/paternity leave, retirement, or any other reason?

		FREQ	WTD
1	Yes	450	438,403
2	No	557	542,898
7	Not asked	23,298	23,941,936
9	Not stated	5	4,662
		=====	=====
		24,310	24,927,899

Coverage: Respondents who answered WP03_Q40 = 1, 3, 8, 9.
 Source: General Social Survey, 2001.
 Format: I1
 Weight variable: WGHT_PER

Variable Name: **WP03_Q46** Position: 766 Length: 1

Since [WH03_Q20M & WH03_Q20Y or WH03_Q20A] OR (WP03_Q20M & WP03_Q20Y or WP03_Q20A)], did you ever work for 30 hours or more per week?

		FREQ	WTD
1	Yes	517	498,210
2	No	486	479,798
7	Not asked	23,298	23,941,936
9	Not stated	9	7,955
		=====	=====
		24,310	24,927,899

Coverage: Respondents who answered WP03_Q40 = 1, 3, 8, 9.
Source: General Social Survey, 2001.
Format: I1
Weight variable: WGHT_PER

Variable Name: **WP03_Q48** Position: 767 Length: 1

Did your absence from work happen before you started working 30 hours or more per week?

		FREQ	WTD
1	Yes	113	107,877
2	No	99	95,978
7	Not asked	24,096	24,720,789
9	Not stated	2	3,254
		=====	=====
		24,310	24,927,899

Coverage: Respondents who answered WP03_Q45 = 1 and WP03_Q46 = 1.
Source: General Social Survey, 2001.
Format: I1
Weight variable: WGHT_PER

Variable Name: **WH03_Q60_C01** Position: 768 Length: 1

Reason for that absence from work? Seasonal worker.

		FREQ	WTD
1	Yes	36	21,390
2	No	1,643	1,551,620
7	Not asked	22,615	23,340,877
8	Don't know	10	9,048
9	Not stated	6	4,964
		=====	=====
		24,310	24,927,899

Coverage: Respondents who answered (WF03_Q45 = 1 and WF03_Q48 ne 2) or (WP03_Q45 = 1 and WP03_Q48 ne 2).
Source: General Social Survey, 2001.
Format: I1
Weight variable: WGHT_PER

Variable Name: **WH03_Q60_C02** Position: 769 Length: 1

Reason for that absence from work? Temporary layoff/end of contract.

		FREQ	WTD
1	Yes	99	99,031
2	No	1,580	1,473,979
7	Not asked	22,615	23,340,877
8	Don't know	10	9,048
9	Not stated	6	4,964
		=====	=====
		24,310	24,927,899

Coverage: Respondents who answered (WF03_Q45 = 1 and WF03_Q48 ne 2) or (WP03_Q45 = 1 and WP03_Q48 ne 2).
 Source: General Social Survey, 2001.
 Format: I1
 Weight variable: WGHT_PER

Variable Name: **WH03_Q60_C03** Position: 770 Length: 1

Reason for that absence from work? Lack of work.

		FREQ	WTD
1	Yes	177	171,319
2	No	1,502	1,401,691
7	Not asked	22,615	23,340,877
8	Don't know	10	9,048
9	Not stated	6	4,964
		=====	=====
		24,310	24,927,899

Coverage: Respondents who answered (WF03_Q45 = 1 and WF03_Q48 ne 2) or (WP03_Q45 = 1 and WP03_Q48 ne 2).
 Source: General Social Survey, 2001.
 Format: I1
 Weight variable: WGHT_PER

Variable Name: **WH03_Q60_C04** Position: 771 Length: 1

Reason for that absence from work? Business or company closure.

		FREQ	WTD
1	Yes	41	50,472
2	No	1,638	1,522,538
7	Not asked	22,615	23,340,877
8	Don't know	10	9,048
9	Not stated	6	4,964
		=====	=====
		24,310	24,927,899

Coverage: Respondents who answered (WF03_Q45 = 1 and WF03_Q48 ne 2) or (WP03_Q45 = 1 and WP03_Q48 ne 2).
 Source: General Social Survey, 2001.
 Format: I1
 Weight variable: WGHT_PER

Variable Name: **WH03_Q60_C05** Position: 772 Length: 1

Reason for that absence from work? Moved or transferred.

		FREQ	WTD
1	Yes	86	69,006
2	No	1,593	1,504,004
7	Not asked	22,615	23,340,877
8	Don't know	10	9,048
9	Not stated	6	4,964
		=====	=====
		24,310	24,927,899

Coverage: Respondents who answered (WF03_Q45 = 1 and WF03_Q48 ne 2) or (WP03_Q45 = 1 and WP03_Q48 ne 2).
 Source: General Social Survey, 2001.
 Format: I1
 Weight variable: WGHT_PER

Variable Name: **WH03_Q60_C06** Position: 773 Length: 1

Reason for that absence from work? Changed jobs.

		FREQ	WTD
1	Yes	29	34,404
2	No	1,650	1,538,606
7	Not asked	22,615	23,340,877
8	Don't know	10	9,048
9	Not stated	6	4,964
		=====	=====
		24,310	24,927,899

Coverage: Respondents who answered (WF03_Q45 = 1 and WF03_Q48 ne 2) or (WP03_Q45 = 1 and WP03_Q48 ne 2).
 Source: General Social Survey, 2001.
 Format: I1
 Weight variable: WGHT_PER

Variable Name: **WH03_Q60_C07** Position: 774 Length: 1

Reason for that absence from work? Own illness, disability or accident.

		FREQ	WTD
1	Yes	289	256,198
2	No	1,390	1,316,812
7	Not asked	22,615	23,340,877
8	Don't know	10	9,048
9	Not stated	6	4,964
		=====	=====
		24,310	24,927,899

Coverage: Respondents who answered (WF03_Q45 = 1 and WF03_Q48 ne 2) or (WP03_Q45 = 1 and WP03_Q48 ne 2).
 Source: General Social Survey, 2001.
 Format: I1
 Weight variable: WGHT_PER

Variable Name: **WH03_Q60_C08** Position: 775 Length: 1

Reason for that absence from work? Immigration/emigration.

		FREQ	WTD
1	Yes	10	10,906
2	No	1,669	1,562,104
7	Not asked	22,615	23,340,877
8	Don't know	10	9,048
9	Not stated	6	4,964
		=====	=====
		24,310	24,927,899

Coverage: Respondents who answered (WF03_Q45 = 1 and WF03_Q48 ne 2) or (WP03_Q45 = 1 and WP03_Q48 ne 2).
 Source: General Social Survey, 2001.
 Format: I1
 Weight variable: WGHT_PER

Variable Name: **WH03_Q60_C09** Position: 776 Length: 1

Reason for that absence from work? Returned to school.

		FREQ	WTD
1	Yes	105	94,105
2	No	1,574	1,478,905
7	Not asked	22,615	23,340,877
8	Don't know	10	9,048
9	Not stated	6	4,964
		=====	=====
		24,310	24,927,899

Coverage: Respondents who answered (WF03_Q45 = 1 and WF03_Q48 ne 2) or (WP03_Q45 = 1 and WP03_Q48 ne 2).
 Source: General Social Survey, 2001.
 Format: I1
 Weight variable: WGHT_PER

Variable Name: **WH03_Q60_C10** Position: 777 Length: 1

Reason for that absence from work? Retired.

		FREQ	WTD
1	Yes	168	147,794
2	No	1,511	1,425,216
7	Not asked	22,615	23,340,877
8	Don't know	10	9,048
9	Not stated	6	4,964
		=====	=====
		24,310	24,927,899

Coverage: Respondents who answered (WF03_Q45 = 1 and WF03_Q48 ne 2) or (WP03_Q45 = 1 and WP03_Q48 ne 2).
 Source: General Social Survey, 2001.
 Format: I1
 Weight variable: WGHT_PER

Variable Name: **WH03_Q60_C11** Position: 778 Length: 1

Reason for that absence from work? Maternity/paternity leave.

		FREQ	WTD
1	Yes	459	452,205
2	No	1,220	1,120,805
7	Not asked	22,615	23,340,877
8	Don't know	10	9,048
9	Not stated	6	4,964
		=====	=====
		24,310	24,927,899

Coverage: Respondents who answered (WF03_Q45 = 1 and WF03_Q48 ne 2) or (WP03_Q45 = 1 and WP03_Q48 ne 2).
 Source: General Social Survey, 2001.
 Format: I1
 Weight variable: WGHT_PER

Variable Name: **WH03_Q60_C12** Position: 779 Length: 1

Reason for that absence from work? Child care.

		FREQ	WTD
1	Yes	70	73,456
2	No	1,609	1,499,554
7	Not asked	22,615	23,340,877
8	Don't know	10	9,048
9	Not stated	6	4,964
		=====	=====
		24,310	24,927,899

Coverage: Respondents who answered (WF03_Q45 = 1 and WF03_Q48 ne 2) or (WP03_Q45 = 1 and WP03_Q48 ne 2).
 Source: General Social Survey, 2001.
 Format: I1
 Weight variable: WGHT_PER

Variable Name: **WH03_Q60_C13** Position: 780 Length: 1

Reason for that absence from work? Eldercare.

		FREQ	WTD
1	Yes	5	3,518
2	No	1,674	1,569,492
7	Not asked	22,615	23,340,877
8	Don't know	10	9,048
9	Not stated	6	4,964
		=====	=====
		24,310	24,927,899

Coverage: Respondents who answered (WF03_Q45 = 1 and WF03_Q48 ne 2) or (WP03_Q45 = 1 and WP03_Q48 ne 2).
 Source: General Social Survey, 2001.
 Format: I1
 Weight variable: WGHT_PER

Variable Name: **WH03_Q60_C14** Position: 781 Length: 1

Reason for that absence from work? Marriage.

		FREQ	WTD
1	Yes	6	4,009
2	No	1,673	1,569,002
7	Not asked	22,615	23,340,877
8	Don't know	10	9,048
9	Not stated	6	4,964
		=====	=====
		24,310	24,927,899

Coverage: Respondents who answered (WF03_Q45 = 1 and WF03_Q48 ne 2) or (WP03_Q45 = 1 and WP03_Q48 ne 2).
 Source: General Social Survey, 2001.
 Format: I1
 Weight variable: WGHT_PER

Variable Name: **WH03_Q60_C15** Position: 782 Length: 1

Reason for that absence from work? Personal or family responsibilities (other than child care or eldercare).

		FREQ	WTD
1	Yes	86	69,310
2	No	1,593	1,503,700
7	Not asked	22,615	23,340,877
8	Don't know	10	9,048
9	Not stated	6	4,964
		=====	=====
		24,310	24,927,899

Coverage: Respondents who answered (WF03_Q45 = 1 and WF03_Q48 ne 2) or (WP03_Q45 = 1 and WP03_Q48 ne 2).
 Source: General Social Survey, 2001.
 Format: I1
 Weight variable: WGHT_PER

Variable Name: **WH03_Q60_C16** Position: 783 Length: 1

Reason for that absence from work? Other reason.

		FREQ	WTD
1	Yes	12	11,570
2	No	1,667	1,561,440
7	Not asked	22,615	23,340,877
8	Don't know	10	9,048
9	Not stated	6	4,964
		=====	=====
		24,310	24,927,899

Coverage: Respondents who answered (WF03_Q45 = 1 and WF03_Q48 ne 2) or (WP03_Q45 = 1 and WP03_Q48 ne 2).
 Source: General Social Survey, 2001.
 Format: I1
 Weight variable: WGHT_PER

Variable Name: **WH03_Q60_C17** Position: 784 Length: 1

Reason for that absence from work? Personal choice (e.g. to travel, sabbatical, did not want to work, not satisfied, etc.).

		FREQ	WTD
1	Yes	35	38,186
2	No	1,644	1,534,824
7	Not asked	22,615	23,340,877
8	Don't know	10	9,048
9	Not stated	6	4,964
		=====	=====
		24,310	24,927,899

Coverage: Respondents who answered (WF03_Q45 = 1 and WF03_Q48 ne 2) or (WP03_Q45 = 1 and WP03_Q48 ne 2).
 Source: General Social Survey, 2001.
 Format: I1
 Weight variable: WGHT_PER

Variable Name: **SAW03_Q10** Position: 785 Length: 1

Did you return to seasonal work after that absence from work?

		FREQ	WTD
1	Yes	33	19,094
2	No	3	2,295
7	Not asked	24,274	24,906,509
9	Not stated	0	0
		=====	=====
		24,310	24,927,899

Coverage: Respondents who answered ((WF03_Q45 = 1 and WF03_Q48 ne 2) or (WP03_Q45 = 1 and WP03_Q48 ne 2)) and WH03_Q60 = 11.
Source: General Social Survey, 2001.
Format: I1
Weight variable: WGHT_PER

Variable Name: **SAW03_Q30** Position: 786 Length: 1

Since [(WH03-Q20M & WH03_Q20Y or WH03_Q20A) OR (WF03_Q20M & WF03_Q20Y or WF03_Q20A) OR (WP03_Q20M & WP03_Q20Y or WP03_Q20A)], were you always a seasonal worker or self-employed?

		FREQ	WTD
1	Yes	152	139,570
2	No	59	54,519
7	Not asked	24,099	24,733,810
9	Not stated	0	0
		=====	=====
		24,310	24,927,899

Coverage: Respondents who answered WF03_Q40 = 2 or WP03_Q40 = 2 or SAW03_Q10 = 1, 9.
Source: General Social Survey, 2001.
Format: I1
Weight variable: WGHT_PER

Variable Name: **SAW03_Q60** Position: 787 Length: 1

Did you start working after being a seasonal worker or self-employed?

		FREQ	WTD
1	Yes	44	38,130
2	No	11	11,752
7	Not asked	24,255	24,878,017
9	Not stated	0	0
		=====	=====
		24,310	24,927,899

Coverage: Respondents who answered (SAW03_Q50Y = 1920 to 2001 or (SAW03_Q50Y = 9998, 9999) and SAW03_Q50A = 15 to 65)) and not (WF03_Q45 = 1 and WF03_Q46 = 1) and not (WP03_Q45 = 1 and WP03_Q46 = 1).
Source: General Social Survey, 2001.
Format: I1
Weight variable: WGHT_PER

Variable Name: **WH04_Q10** Position: 788 Length: 1

Did you start working after that absence from work?

		FREQ	WTD
1	Yes	892	867,581
2	No	303	277,791
7	Not asked	23,111	23,780,668
9	Not stated	4	1,859
		=====	=====
		24,310	24,927,899

Coverage: Respondents who answered ((WF03_Q45 = 1 and WF03_Q48 ne 2) or (WP03_Q45 = 1 and WP03_Q48 ne 2)) and (WH03_Q60 ne 11, 20, or (WH03_Q60 = 11 and SAW03_Q10 = 2)).
 Source: General Social Survey, 2001.
 Format: I1
 Weight variable: WGHT_PER

Variable Name: **AGE_WK4BEGC** Position: 789 Length: 4

Age of respondent at the beginning of fourth work period.

		FREQ	WTD
0013 : 0059		1,832	1,765,041
60	60 or more	13	11,526
99.7	Not asked	22,324	23,038,080
99.8	Don't know	116	90,895
99.9	Not stated	25	22,356
		=====	=====
		24,310	24,927,899

Coverage: Respondents who answered WH04_Q10 = 1 or WP03_Q48 = 2 or (WP03_Q45 = 2, 9 and WP03_Q46 = 1) or WF03_Q48 = 2 or (WF03_Q45 = 2, 9 and WF03_Q46 = 1).
 Source: General Social Survey 2001, derived from WH04_Q20, WF04_Q20, WP04_Q20.
 Format: F4.1
 Weight variable: WGHT_PER

Variable Name: **AGE_WK4ENDC** Position: 793 Length: 4

Age of respondent at the end of fourth work period.

		FREQ	WTD
0014 : 0064		918	872,766
65	65 or more	15	15,936
99.5	Still working	911	882,683
99.7	Not asked	22,371	23,088,343
99.8	Don't know	74	47,120
99.9	Not stated	21	21,052
		=====	=====
		24,310	24,927,899

Coverage: Respondents who answered WF04_Q45 = 1 or WF04_Q46 = 1 or WP04_Q45 = 1 or WP04_Q46 = 1 or SAW04_Q30 = 2, 9.

Source: General Social Survey 2001, derived from WF04_Q45, WF04_Q46, WF04_Q50, WP04_Q45, WP04_Q46, WP04_Q50, SAW04_Q30, SAW04_Q50, WF05_Q20 or WP05_Q20.

Format: F4.1

Weight variable: WGHT_PER

Variable Name: **DUR_WK4** Position: 797 Length: 3

Length of respondent's fourth work period (in months).

		FREQ	WTD
001 : 416		875	832,959
995	On going	911	882,683
997	Not asked	22,371	23,088,343
998	Don't know	74	47,120
999	Not stated	79	76,795
		=====	=====
		24,310	24,927,899

Coverage: Respondents who had at least four work periods.

Source: General Social Survey 2001, derived from WH01_Q20M, WH01_Q20Y, WH01_Q20A, WF01_Q50M, WF01_Q50Y, WF01_Q50A, WP01_Q50M, WP01_Q50Y, WP01_Q50A.

Format: I3

Weight variable: WGHT_PER

Variable Name: **WH04_Q30** Position: 800 Length: 1

Were you working 30 hours or more per week?

		FREQ	WTD
1	Yes	905	853,657
2	No	282	275,866
7	Not asked	23,122	23,798,035
9	Not stated	1	341
		=====	=====
		24,310	24,927,899

Coverage: Respondents who answered (WH04_Q20Y = 1920 to 2001 or WH04_Q20A = 15 to 65).
 Source: General Social Survey, 2001.
 Format: I1
 Weight variable: WGHT_PER

Variable Name: **WF04_Q40** Position: 801 Length: 1

Were you mainly ...

		FREQ	WTD
1	a paid worker?	1,255	1,186,341
2	self-employed?	49	51,785
3	an unpaid family worker?	2	1,716
7	Not asked	23,003	23,687,164
8	Don't know	0	0
9	Not stated	1	893
		=====	=====
		24,310	24,927,899

Coverage: Respondents who answered WH04_Q30 = 1 or (WP03_Q45 = 1 and WP03_Q46 = 1 and WP03_Q48 = 2) or (WP03_Q45 ne 1 and WP03_Q46 = 1).
 Source: General Social Survey, 2001.
 Format: I1
 Weight variable: WGHT_PER

Variable Name: **WF04_Q45** Position: 802 Length: 1

Since [(WH04_Q20M & WH04_Q20Y or WH04_Q20A) OR (WF04_Q20M & WF04_Q20Y or WF04_Q20A)], have you ever been away from work for more than 3 months because of a lack of work, sickness, maternity/paternity leave, retirement, or any other reason?

		FREQ	WTD
1	Yes	509	470,186
2	No	747	716,469
7	Not asked	23,052	23,738,949
9	Not stated	2	2,295
		=====	=====
		24,310	24,927,899

Coverage: Respondents who answered WF04_Q40 = 1, 3, 8, 9.
Source: General Social Survey, 2001.
Format: I1
Weight variable: WGHT_PER

Variable Name: **WF04_Q46** Position: 803 Length: 1

Since [(WH04_Q20M & WH04_Q20Y or WH04_Q20A) OR (WF04_Q20M & WF04_Q20Y or WF04_Q20A)], did you ever work less than 30 hours per week?

		FREQ	WTD
1	Yes	204	192,640
2	No	1,046	988,624
7	Not asked	23,052	23,738,949
9	Not stated	8	7,686
		=====	=====
		24,310	24,927,899

Coverage: Respondents who answered WF04_Q40 = 1, 3, 8, 9.
Source: General Social Survey, 2001.
Format: I1
Weight variable: WGHT_PER

Variable Name: **WF04_Q48** Position: 804 Length: 1

Did your absence from work happen before you started working less than 30 hours per week?

		FREQ	WTD
1	Yes	70	64,407
2	No	44	43,656
7	Not asked	24,195	24,819,702
9	Not stated	1	134
		=====	=====
		24,310	24,927,899

Coverage: Respondents who answered WF04_Q45 = 1 and WF04_Q46 = 1.
Source: General Social Survey, 2001.
Format: I1
Weight variable: WGHT_PER

Variable Name: **WP04_Q40** Position: 805 Length: 1

Were you mainly ...

		FREQ	WTD
1	a paid worker?	606	572,188
2	self-employed?	24	24,511
3	an unpaid family worker?	1	1,417
7	Not asked	23,678	24,329,078
9	Not stated	1	706
		=====	=====
		24,310	24,927,899

Coverage: Respondents who answered WH04_Q30 = 2 or (WF03_Q45 = 1 and WF03_Q46 = 1 and WF03_Q48 = 2) or (WF03_Q45 ne 1 and WF03_Q46 = 1).
 Source: General Social Survey, 2001.
 Format: I1
 Weight variable: WGHT_PER

Variable Name: **WP04_Q42** Position: 806 Length: 2

Why did you work less than 30 hours per week?

		FREQ	WTD
01	Own illness, disability or accident	30	25,537
02	Personal/familial reasons	171	162,730
03	Going to school	61	61,198
04	Requirement of the work	239	215,550
05	Did not want to work more than 30 hours per week	73	71,378
06	Other reason	16	17,884
07	Lack of work	16	17,211
97	Not asked	23,702	24,353,589
98	Don't know	1	513
99	Not stated	1	2,309
		=====	=====
		24,310	24,927,899

Coverage: Respondents who answered WP04_Q40 = 1, 3, 8, 9.
 Source: General Social Survey, 2001.
 Format: I2
 Weight variable: WGHT_PER

Variable Name: **WP04_Q45** Position: 808 Length: 1

Since [(WH04_Q20M & WH04_Q20Y or WH04_Q20A) OR (WP04_Q20M & WP04_Q20Y or WP04_Q20A)], have you ever been away from work for more than 3 months because of a lack of work, sickness, maternity/paternity leave, retirement, or any other reason?

		FREQ	WTD
1	Yes	207	185,113
2	No	399	387,527
7	Not asked	23,702	24,353,589
9	Not stated	2	1,670
		=====	=====
		24,310	24,927,899

Coverage: Respondents who answered WP04_Q40 = 1, 3, 8, 9.
Source: General Social Survey, 2001.
Format: I1
Weight variable: WGHT_PER

Variable Name: **WP04_Q46** Position: 809 Length: 1

Since [(WH04_Q20M & WH04_Q20Y or WH04_Q20A) OR (WP04_Q20M & WP04_Q20Y or WP04_Q20A)], did you ever work for 30 hours or more per week?

		FREQ	WTD
1	Yes	317	290,980
2	No	283	273,000
7	Not asked	23,702	24,353,589
9	Not stated	8	10,331
		=====	=====
		24,310	24,927,899

Coverage: Respondents who answered WP04_Q40 = 1, 3, 8, 9.
Source: General Social Survey, 2001.
Format: I1
Weight variable: WGHT_PER

Variable Name: **WP04_Q48** Position: 810 Length: 1

Did your absence from work happen before you started working 30 or more hours per week?

		FREQ	WTD
1	Yes	45	34,709
2	No	64	56,503
7	Not asked	24,195	24,829,749
9	Not stated	6	6,937
		=====	=====
		24,310	24,927,899

Coverage: Respondents who answered WP04_Q45 = 1 and WP04_Q46 = 1.
Source: General Social Survey, 2001.
Format: I1
Weight variable: WGHT_PER

Variable Name: **WH04_Q60_C01** Position: 811 Length: 1

Reason for that absence from work? Seasonal worker.

		FREQ	WTD
1	Yes	17	13,558
2	No	586	536,371
7	Not asked	23,702	24,372,759
8	Don't know	3	3,271
9	Not stated	2	1,940
		=====	=====
		24,310	24,927,899

Coverage: Respondents who answered (WF04_Q45 = 1 and WF04_Q48 ne 2) or (WP04_Q45 = 1 and WP04_Q48 ne 2).
 Source: General Social Survey, 2001.
 Format: I1
 Weight variable: WGHT_PER

Variable Name: **WH04_Q60_C02** Position: 812 Length: 1

Reason for that absence from work? Temporary layoff/end of contract.

		FREQ	WTD
1	Yes	50	51,533
2	No	553	498,396
7	Not asked	23,702	24,372,759
8	Don't know	3	3,271
9	Not stated	2	1,940
		=====	=====
		24,310	24,927,899

Coverage: Respondents who answered (WF04_Q45 = 1 and WF04_Q48 ne 2) or (WP04_Q45 = 1 and WP04_Q48 ne 2).
 Source: General Social Survey, 2001.
 Format: I1
 Weight variable: WGHT_PER

Variable Name: **WH04_Q60_C03** Position: 813 Length: 1

Reason for that absence from work? Lack of work.

		FREQ	WTD
1	Yes	75	66,214
2	No	528	483,715
7	Not asked	23,702	24,372,759
8	Don't know	3	3,271
9	Not stated	2	1,940
		=====	=====
		24,310	24,927,899

Coverage: Respondents who answered (WF04_Q45 = 1 and WF04_Q48 ne 2) or (WP04_Q45 = 1 and WP04_Q48 ne 2).
 Source: General Social Survey, 2001.
 Format: I1
 Weight variable: WGHT_PER

Variable Name: **WH04_Q60_C04** Position: 814 Length: 1

Reason for that absence from work? Business or company closure.

		FREQ	WTD
1	Yes	17	16,045
2	No	586	533,884
7	Not asked	23,702	24,372,759
8	Don't know	3	3,271
9	Not stated	2	1,940
		=====	=====
		24,310	24,927,899

Coverage: Respondents who answered (WF04_Q45 = 1 and WF04_Q48 ne 2) or (WP04_Q45 = 1 and WP04_Q48 ne 2).
 Source: General Social Survey, 2001.
 Format: I1
 Weight variable: WGHT_PER

Variable Name: **WH04_Q60_C05** Position: 815 Length: 1

Reason for that absence from work? Moved or transferred.

		FREQ	WTD
1	Yes	36	28,307
2	No	567	521,622
7	Not asked	23,702	24,372,759
8	Don't know	3	3,271
9	Not stated	2	1,940
		=====	=====
		24,310	24,927,899

Coverage: Respondents who answered (WF04_Q45 = 1 and WF04_Q48 ne 2) or (WP04_Q45 = 1 and WP04_Q48 ne 2).
 Source: General Social Survey, 2001.
 Format: I1
 Weight variable: WGHT_PER

Variable Name: **WH04_Q60_C06** Position: 816 Length: 1

Reason for that absence from work? Changed jobs.

		FREQ	WTD
1	Yes	8	6,691
2	No	595	543,238
7	Not asked	23,702	24,372,759
8	Don't know	3	3,271
9	Not stated	2	1,940
		=====	=====
		24,310	24,927,899

Coverage: Respondents who answered (WF04_Q45 = 1 and WF04_Q48 ne 2) or (WP04_Q45 = 1 and WP04_Q48 ne 2).
 Source: General Social Survey, 2001.
 Format: I1
 Weight variable: WGHT_PER

Variable Name: **WH04_Q60_C07** Position: 817 Length: 1

Reason for that absence from work? Own illness, disability or accident.

		FREQ	WTD
1	Yes	118	119,796
2	No	485	430,133
7	Not asked	23,702	24,372,759
8	Don't know	3	3,271
9	Not stated	2	1,940
		=====	=====
		24,310	24,927,899

Coverage: Respondents who answered (WF04_Q45 = 1 and WF04_Q48 ne 2) or (WP04_Q45 = 1 and WP04_Q48 ne 2).
 Source: General Social Survey, 2001.
 Format: I1
 Weight variable: WGHT_PER

Variable Name: **WH04_Q60_C08** Position: 818 Length: 1

Reason for that absence from work? Immigration/emigration.

		FREQ	WTD
1	Yes	2	2,296
2	No	601	547,633
7	Not asked	23,702	24,372,759
8	Don't know	3	3,271
9	Not stated	2	1,940
		=====	=====
		24,310	24,927,899

Coverage: Respondents who answered (WF04_Q45 = 1 and WF04_Q48 ne 2) or (WP04_Q45 = 1 and WP04_Q48 ne 2).
 Source: General Social Survey, 2001.
 Format: I1
 Weight variable: WGHT_PER

Variable Name: **WH04_Q60_C09** Position: 819 Length: 1

Reason for that absence from work? Returned to school.

		FREQ	WTD
1	Yes	39	30,661
2	No	564	519,267
7	Not asked	23,702	24,372,759
8	Don't know	3	3,271
9	Not stated	2	1,940
		=====	=====
		24,310	24,927,899

Coverage: Respondents who answered (WF04_Q45 = 1 and WF04_Q48 ne 2) or (WP04_Q45 = 1 and WP04_Q48 ne 2).
 Source: General Social Survey, 2001.
 Format: I1
 Weight variable: WGHT_PER

Variable Name: **WH04_Q60_C10** Position: 820 Length: 1

Reason for that absence from work? Retired.

		FREQ	WTD
1	Yes	63	57,833
2	No	540	492,096
7	Not asked	23,702	24,372,759
8	Don't know	3	3,271
9	Not stated	2	1,940
		=====	=====
		24,310	24,927,899

Coverage: Respondents who answered (WF04_Q45 = 1 and WF04_Q48 ne 2) or (WP04_Q45 = 1 and WP04_Q48 ne 2).
 Source: General Social Survey, 2001.
 Format: I1
 Weight variable: WGHT_PER

Variable Name: **WH04_Q60_C11** Position: 821 Length: 1

Reason for that absence from work? Maternity/paternity leave.

		FREQ	WTD
1	Yes	108	102,575
2	No	495	447,354
7	Not asked	23,702	24,372,759
8	Don't know	3	3,271
9	Not stated	2	1,940
		=====	=====
		24,310	24,927,899

Coverage: Respondents who answered (WF04_Q45 = 1 and WF04_Q48 ne 2) or (WP04_Q45 = 1 and WP04_Q48 ne 2).
 Source: General Social Survey, 2001.
 Format: I1
 Weight variable: WGHT_PER

Variable Name: **WH04_Q60_C12** Position: 822 Length: 1

Reason for that absence from work? Child care.

		FREQ	WTD
1	Yes	16	11,897
2	No	587	538,032
7	Not asked	23,702	24,372,759
8	Don't know	3	3,271
9	Not stated	2	1,940
		=====	=====
		24,310	24,927,899

Coverage: Respondents who answered (WF04_Q45 = 1 and WF04_Q48 ne 2) or (WP04_Q45 = 1 and WP04_Q48 ne 2).
 Source: General Social Survey, 2001.
 Format: I1
 Weight variable: WGHT_PER

Variable Name: **WH04_Q60_C13** Position: 823 Length: 1

Reason for that absence from work? Eldercare.

		FREQ	WTD
1	Yes	0	0
2	No	603	549,929
7	Not asked	23,702	24,372,759
8	Don't know	3	3,271
9	Not stated	2	1,940
		=====	=====
		24,310	24,927,899

Coverage: Respondents who answered (WF04_Q45 = 1 and WF04_Q48 ne 2) or (WP04_Q45 = 1 and WP04_Q48 ne 2).
 Source: General Social Survey, 2001.
 Format: I1
 Weight variable: WGHT_PER

Variable Name: **WH04_Q60_C14** Position: 824 Length: 1

Reason for that absence from work? Marriage.

		FREQ	WTD
1	Yes	2	2,008
2	No	601	547,921
7	Not asked	23,702	24,372,759
8	Don't know	3	3,271
9	Not stated	2	1,940
		=====	=====
		24,310	24,927,899

Coverage: Respondents who answered (WF04_Q45 = 1 and WF04_Q48 ne 2) or (WP04_Q45 = 1 and WP04_Q48 ne 2).
 Source: General Social Survey, 2001.
 Format: I1
 Weight variable: WGHT_PER

Variable Name: **WH04_Q60_C15** Position: 825 Length: 1

Reason for that absence from work? Personal or family responsibilities (other than child care or eldercare).

		FREQ	WTD
1	Yes	37	27,212
2	No	566	522,717
7	Not asked	23,702	24,372,759
8	Don't know	3	3,271
9	Not stated	2	1,940
		=====	=====
		24,310	24,927,899

Coverage: Respondents who answered (WF04_Q45 = 1 and WF04_Q48 ne 2) or (WP04_Q45 = 1 and WP04_Q48 ne 2).

Source: General Social Survey, 2001.

Format: I1

Weight variable: WGHT_PER

Variable Name: **WH04_Q60_C16** Position: 826 Length: 1

Reason for that absence from work? Other reason.

		FREQ	WTD
1	Yes	7	3,710
2	No	596	546,219
7	Not asked	23,702	24,372,759
8	Don't know	3	3,271
9	Not stated	2	1,940
		=====	=====
		24,310	24,927,899

Coverage: Respondents who answered (WF04_Q45 = 1 and WF04_Q48 ne 2) or (WP04_Q45 = 1 and WP04_Q48 ne 2).

Source: General Social Survey, 2001.

Format: I1

Weight variable: WGHT_PER

Variable Name: **WH04_Q60_C17** Position: 827 Length: 1

Reason for that absence from work? Personal choice (e.g. to travel, sabbatical, did not want to work, not satisfied, etc.).

		FREQ	WTD
1	Yes	19	18,094
2	No	584	531,835
7	Not asked	23,702	24,372,759
8	Don't know	3	3,271
9	Not stated	2	1,940
		=====	=====
		24,310	24,927,899

Coverage: Respondents who answered (WF04_Q45 = 1 and WF04_Q48 ne 2) or (WP04_Q45 = 1 and WP04_Q48 ne 2).

Source: General Social Survey, 2001.

Format: I1

Weight variable: WGHT_PER

Variable Name: **SAW04_Q10** Position: 828 Length: 1

Did you return to seasonal work after that absence from work?

		FREQ	WTD
1	Yes	16	12,360
2	No	1	1,198
7	Not asked	24,293	24,914,341
8	Don't know	0	0
9	Not stated	0	0
		=====	=====
		24,310	24,927,899

Coverage: Respondents who answered ((WF04_Q45 = 1 and WF04_Q48 ne 2) or (WP04_Q45 = 1 and WP04_Q48 ne 2)) and WH04_Q60 = 11.

Source: General Social Survey, 2001.

Format: I1

Weight variable: WGHT_PER

Variable Name: **SAW04_Q30** Position: 829 Length: 1

Since [(WH04_Q20M & WH04_Q20Y or WH04_Q20A) OR (WF04_Q20M & WF04_Q20Y or WF04_Q20A) OR (WP04_Q20M & WP04_Q20Y or WP04_Q20A)], were you always a seasonal worker or self-employed?

		FREQ	WTD
1	Yes	66	64,696
2	No	23	23,960
7	Not asked	24,221	24,839,243
8	Don't know	0	0
9	Not stated	0	0
		=====	=====
		24,310	24,927,899

Coverage: Respondents who answered WF04_Q40 = 2 or WP04_Q40 = 2 or SAW04_Q10 = 1, 9.
Source: General Social Survey, 2001.
Format: I1
Weight variable: WGHT_PER

Variable Name: **SAW04_Q60** Position: 830 Length: 1

Did you start working after being a seasonal worker or self-employed?

		FREQ	WTD
1	Yes	19	21,780
2	No	0	0
7	Not asked	24,291	24,906,119
9	Not stated	0	0
		=====	=====
		24,310	24,927,899

Coverage: Respondents who answered (SAW04_Q50Y = 1920 to 2001 or (SAW04_Q50Y = 9998,9999) and SAW04_Q50A = 15 to 65) and not (WF04_Q45 = 1 and WF04_Q46 = 1) and not (WP04_Q45 = 1 and WP04_Q46 = 1).
Source: General Social Survey, 2001.
Format: I1
Weight variable: WGHT_PER

Variable Name: **WH05_Q10** Position: 831 Length: 1

Did you start working after that absence from work?

		FREQ	WTD
1	Yes	314	292,479
2	No	102	92,622
7	Not asked	23,892	24,540,859
9	Not stated	2	1,940
		=====	=====
		24,310	24,927,899

Coverage: Respondents who answered ((WF04_Q45 = 1 and WF04_Q48 ne 2) or (WP04_Q45 = 1 and WP04_Q48 ne 2)) and (WH04_Q60 ne 11, 20, or (WH04_Q60 = 11 and SAW04_Q10 = 2)).
Source: General Social Survey, 2001.
Format: I1
Weight variable: WGHT_PER

Variable Name: **AGE_WK5BEGC** Position: 832 Length: 4

Age of respondent at the beginning of fifth work period.

		FREQ	WTD
0010 : 0059		768	735,735
60	60 or more	7	6,617
99.7	Not asked	23,465	24,137,228
99.8	Don't know	59	36,550
99.9	Not stated	11	11,769
		=====	=====
		24,310	24,927,899

Coverage: Respondents who answered WH05_Q10 = 1 or or WF04_Q48 = 2 or (WF04_Q45 = 2, 9 and WF04_Q46 = 1).
Source: General Social Survey 2001, derived from WH05_Q20, WF05_Q20, WP05_Q20.
Format: F4.1
Weight variable: WGHT_PER

Variable Name: **AGE_WK5ENDC** Position: 836 Length: 4

Age of respondent at the end of fifth work period.

		FREQ	WTD
0018 : 0064		223	210,209
65	65 or more	4	3,357
99.5	Still working	380	367,339
99.7	Not asked	23,540	24,205,684
99.8	Don't know	33	21,250
99.9	Not stated	130	120,058
		=====	=====
		24,310	24,927,899

Coverage: Respondents who answered WF05_Q45 = 1 or WP05_Q45 = 1 or SAW05_Q30 = 2, 9.
Source: General Social Survey 2001, derived from WF05_Q50, WP05_Q50, SAW05_Q50.
Format: F4.1
Weight variable: WGHT_PER

Variable Name: **DUR_WK5** Position: 840 Length: 3

Length of respondent's fifth work period (in months).

		FREQ	WTD
001 : 424		215	204,478
995	On going	380	367,339
997	Not asked	23,540	24,205,684
998	Don't know	33	21,250
999	Not stated	142	129,147
		=====	=====
		24,310	24,927,899

Coverage: Respondents who had at least five work periods.
Source: General Social Survey 2001, derived from WH01_Q20M, WH01_Q20Y, WH01_Q20A, WF01_Q50M, WF01_Q50Y, WF01_Q50A, WP01_Q50M, WP01_Q50Y, WP01_Q50A.
Format: I3
Weight variable: WGHT_PER

Variable Name: **WH05_Q30** Position: 843 Length: 1

Were you working 30 hours or more per week?

		FREQ	WTD
1	Yes	322	297,699
2	No	104	98,716
7	Not asked	23,884	24,531,484
9	Not Stated	0	0
		=====	=====
		24,310	24,927,899

Coverage: Respondents who answered WH05_Q20Y = 1920 to 2001 or WH05_Q20A = 15 to 65.
Source: General Social Survey, 2001.
Format: I1
Weight variable: WGHT_PER

Variable Name: **WF05_Q40** Position: 844 Length: 1

Were you mainly ...

		FREQ	WTD
1	a paid worker?	572	531,687
2	self-employed?	14	12,716
3	an unpaid family worker?	1	1,417
7	Not asked	23,722	24,380,866
9	Not stated	1	1,213
		=====	=====
		24,310	24,927,899

Coverage: Respondents who answered WH05_Q30 = 1 or (WP04_Q45 = 1 and WP04_Q46 = 1 and WP04_Q48 = 2) or (WP04_Q45 ne 1 and WP04_Q46 = 1).
Source: General Social Survey, 2001.
Format: I1
Weight variable: WGHT_PER

Variable Name: **WF05_Q45** Position: 845 Length: 1

Since [(WH05_Q20M & WH05_Q20Y or WH05_Q20A) OR (WF05_Q20M & WF05_Q20Y or WF05_Q20A)], have you ever been away from work for more than 3 months because of a lack of work, sickness, maternity/paternity leave, retirement or any other reason?

		FREQ	WTD
1	Yes	208	193,986
2	No	366	340,330
7	Not asked	23,736	24,393,583
9	Not stated	0	0
		=====	=====
		24,310	24,927,899

Coverage: Respondents who answered WF05_Q40 = 1, 3, 8, 9.
Source: General Social Survey, 2001.
Format: I1
Weight variable: WGHT_PER

Variable Name: **WF05_Q46** Position: 846 Length: 1

Since [(WH05_Q20M & WH05_Q20Y or WH05_Q20A) OR (WF05_Q20M & WF05_Q20Y or WF05_Q20A)], did you ever work less than 30 hours per week?

		FREQ	WTD
1	Yes	143	119,663
2	No	431	414,653
7	Not asked	23,736	24,393,583
9	Not stated	0	0
		=====	=====
		24,310	24,927,899

Coverage: Respondents who answered WF05_Q40 = 1, 3, 8, 9.
Source: General Social Survey, 2001.
Format: I1
Weight variable: WGHT_PER

Variable Name: **WF05_Q48** Position: 847 Length: 1

Did your absence from work happen before you started working less than 30 hours per week?

		FREQ	WTD
1	Yes	27	26,635
2	No	32	25,048
7	Not asked	24,250	24,875,270
9	Not stated	1	946
		=====	=====
		24,310	24,927,899

Coverage: Respondents who answered WF05_Q45 = 1 and WF05_Q46 = 1.
Source: General Social Survey, 2001.
Format: I1
Weight variable: WGHT_PER

Variable Name: **WP05_Q40** Position: 848 Length: 1

Were you mainly ...

		FREQ	WTD
1	a paid worker?	224	216,167
2	self-employed?	13	10,648
3	an unpaid family worker?	0	0
7	Not asked	24,073	24,701,084
9	Not stated	0	0
		=====	=====
		24,310	24,927,899

Coverage: Respondents who answered WH05_Q30 = 2 or (WF04_Q45 = 1 and WF04_Q46 = 1 and WF04_Q48 = 2) or (WF04_Q45 ne 1 and WF04_Q46 = 1).
 Source: General Social Survey, 2001.
 Format: I1
 Weight variable: WGHT_PER

Variable Name: **WP05_Q42** Position: 849 Length: 1

Why did you work less than 30 hours per week?

		FREQ	WTD
1	Own illness, disability or accident	16	14,721
2	Personal/familial reasons	49	51,611
3	Going to school	31	31,762
4	Requirement of the work	95	83,284
5	Did not want to work more than 30 hours per week	21	21,272
6	Other reason	12	13,516
7	Not asked	24,086	24,711,732
8	Don't know	0	0
9	Not stated	0	0
		=====	=====
		24,310	24,927,899

Coverage: Respondents who answered WP05_Q40 = 1, 3, 8, 9.
 Source: General Social Survey, 2001.
 Format: I1
 Weight variable: WGHT_PER

Variable Name: **WP05_Q45** Position: 850 Length: 1

Since [(WH05_Q20M & WH05_Q20Y or WH05_Q20A) OR (WP05_Q20M & WP05_Q20Y or WP05_Q20A)], have you ever been away from work for more than 3 months because of a lack of work, sickness, maternity/paternity leave, retirement, or any other reason?

		FREQ	WTD
1	Yes	81	78,110
2	No	142	137,844
7	Not asked	24,086	24,711,732
9	Not stated	1	213
		=====	=====
		24,310	24,927,899

Coverage: Respondents who answered WP05_Q40 = 1, 3, 8, 9.
Source: General Social Survey, 2001.
Format: I1
Weight variable: WGHT_PER

Variable Name: **WP05_Q46** Position: 851 Length: 1

Since [(WH05_Q20M & WH05_Q20Y or WH05_Q20A) OR (WP05_Q20M & WP05_Q20Y or WP05_Q20A)], did you ever work for 30 hours or more per week?

		FREQ	WTD
1	Yes	107	102,512
2	No	116	112,305
7	Not asked	24,086	24,711,732
9	Not stated	1	1,350
		=====	=====
		24,310	24,927,899

Coverage: Respondents who answered WP05_Q40 = 1, 3, 8, 9.
Source: General Social Survey, 2001.
Format: I1
Weight variable: WGHT_PER

Variable Name: **WP05_Q48** Position: 852 Length: 1

Did your absence from work happen before you started working 30 hours or more per week?

		FREQ	WTD
1	Yes	16	13,965
2	No	23	26,585
7	Not asked	24,271	24,887,348
9	Not stated	0	0
		=====	=====
		24,310	24,927,899

Coverage: Respondents who answered WP05_Q45 = 1 and WP05_Q46 = 1.
Source: General Social Survey, 2001.
Format: I1
Weight variable: WGHT_PER

Variable Name: **WH05_Q60_C01** Position: 853 Length: 1

Reason for that absence from work? Seasonal worker.

		FREQ	WTD
1	Yes	6	4,544
2	No	228	215,919
7	Not asked	24,076	24,707,436
9	Not stated	0	0
		=====	=====
		24,310	24,927,899

Coverage: Respondents who answered (WF05_Q45 = 1 and WF05_Q48 ne 2) or (WP05_Q45 = 1 and WP05_Q48 ne 2).
Source: General Social Survey, 2001.
Format: I1
Weight variable: WGHT_PER

Variable Name: **WH05_Q60_C02** Position: 854 Length: 1

Reason for that absence from work? Temporary layoff/end of contract.

		FREQ	WTD
1	Yes	25	26,248
2	No	209	194,215
7	Not asked	24,076	24,707,436
9	Not stated	0	0
		=====	=====
		24,310	24,927,899

Coverage: Respondents who answered (WF05_Q45 = 1 and WF05_Q48 ne 2) or (WP05_Q45 = 1 and WP05_Q48 ne 2).
Source: General Social Survey, 2001.
Format: I1
Weight variable: WGHT_PER

Variable Name: **WH05_Q60_C03** Position: 855 Length: 1

Reason for that absence from work? Lack of work.

		FREQ	WTD
1	Yes	31	28,386
2	No	203	192,077
7	Not asked	24,076	24,707,436
9	Not stated	0	0
		=====	=====
		24,310	24,927,899

Coverage: Respondents who answered (WF05_Q45 = 1 and WF05_Q48 ne 2) or (WP05_Q45 = 1 and WP05_Q48 ne 2).
Source: General Social Survey, 2001.
Format: I1
Weight variable: WGHT_PER

Variable Name: **WH05_Q60_C04** Position: 856 Length: 1

Reason for that absence from work? Business or company closure.

		FREQ	WTD
1	Yes	6	5,496
2	No	228	214,967
7	Not asked	24,076	24,707,436
9	Not stated	0	0
		=====	=====
		24,310	24,927,899

Coverage: Respondents who answered (WF05_Q45 = 1 and WF05_Q48 ne 2) or (WP05_Q45 = 1 and WP05_Q48 ne 2).
 Source: General Social Survey, 2001.
 Format: I1
 Weight variable: WGHT_PER

Variable Name: **WH05_Q60_C05** Position: 857 Length: 1

Reason for that absence from work? Moved or transferred.

		FREQ	WTD
1	Yes	12	11,128
2	No	222	209,335
7	Not asked	24,076	24,707,436
9	Not stated	0	0
		=====	=====
		24,310	24,927,899

Coverage: Respondents who answered (WF05_Q45 = 1 and WF05_Q48 ne 2) or (WP05_Q45 = 1 and WP05_Q48 ne 2).
 Source: General Social Survey, 2001.
 Format: I1
 Weight variable: WGHT_PER

Variable Name: **WH05_Q60_C06** Position: 858 Length: 1

Reason for that absence from work? Changed jobs.

		FREQ	WTD
1	Yes	5	6,056
2	No	229	214,406
7	Not asked	24,076	24,707,436
9	Not stated	0	0
		=====	=====
		24,310	24,927,899

Coverage: Respondents who answered (WF05_Q45 = 1 and WF05_Q48 ne 2) or (WP05_Q45 = 1 and WP05_Q48 ne 2).
 Source: General Social Survey, 2001.
 Format: I1
 Weight variable: WGHT_PER

Variable Name: **WH05_Q60_C07** Position: 859 Length: 1

Reason for that absence from work? Own illness, disability or accident.

		FREQ	WTD
1	Yes	54	54,508
2	No	180	165,955
7	Not asked	24,076	24,707,436
9	Not stated	0	0
		=====	=====
		24,310	24,927,899

Coverage: Respondents who answered (WF05_Q45 = 1 and WF05_Q48 ne 2) or (WP05_Q45 = 1 and WP05_Q48 ne 2).
 Source: General Social Survey, 2001.
 Format: I1
 Weight variable: WGHT_PER

Variable Name: **WH05_Q60_C08** Position: 860 Length: 1

Reason for that absence from work? Immigration/emigration.

		FREQ	WTD
1	Yes	0	0
2	No	234	220,463
7	Not asked	24,076	24,707,436
9	Not stated	0	0
		=====	=====
		24,310	24,927,899

Coverage: Respondents who answered (WF05_Q45 = 1 and WF05_Q48 ne 2) or (WP05_Q45 = 1 and WP05_Q48 ne 2).
 Source: General Social Survey, 2001.
 Format: I1
 Weight variable: WGHT_PER

Variable Name: **WH05_Q60_C09** Position: 861 Length: 1

Reason for that absence from work? Returned to school.

		FREQ	WTD
1	Yes	22	17,209
2	No	212	203,253
7	Not asked	24,076	24,707,436
9	Not stated	0	0
		=====	=====
		24,310	24,927,899

Coverage: Respondents who answered (WF05_Q45 = 1 and WF05_Q48 ne 2) or (WP05_Q45 = 1 and WP05_Q48 ne 2).
 Source: General Social Survey, 2001.
 Format: I1
 Weight variable: WGHT_PER

Variable Name: **WH05_Q60_C10** Position: 862 Length: 1

Reason for that absence from work? Retired.

		FREQ	WTD
1	Yes	25	21,756
2	No	209	198,707
7	Not asked	24,076	24,707,436
9	Not stated	0	0
		=====	=====
		24,310	24,927,899

Coverage: Respondents who answered (WF05_Q45 = 1 and WF05_Q48 ne 2) or (WP05_Q45 = 1 and WP05_Q48 ne 2).
Source: General Social Survey, 2001.
Format: I1
Weight variable: WGHT_PER

Variable Name: **WH05_Q60_C11** Position: 863 Length: 1

Reason for that absence from work? Maternity/paternity leave.

		FREQ	WTD
1	Yes	23	20,841
2	No	211	199,622
7	Not asked	24,076	24,707,436
9	Not stated	0	0
		=====	=====
		24,310	24,927,899

Coverage: Respondents who answered (WF05_Q45 = 1 and WF05_Q48 ne 2) or (WP05_Q45 = 1 and WP05_Q48 ne 2).
Source: General Social Survey, 2001.
Format: I1
Weight variable: WGHT_PER

Variable Name: **WH05_Q60_C12** Position: 864 Length: 1

Reason for that absence from work? Child care.

		FREQ	WTD
1	Yes	3	3,899
2	No	231	216,564
7	Not asked	24,076	24,707,436
9	Not stated	0	0
		=====	=====
		24,310	24,927,899

Coverage: Respondents who answered (WF05_Q45 = 1 and WF05_Q48 ne 2) or (WP05_Q45 = 1 and WP05_Q48 ne 2).
Source: General Social Survey, 2001.
Format: I1
Weight variable: WGHT_PER

Variable Name: **WH05_Q60_C13** Position: 865 Length: 1

Reason for that absence from work? Eldercare.

		FREQ	WTD
1	Yes	1	3,257
2	No	233	217,206
7	Not asked	24,076	24,707,436
9	Not stated	0	0
		=====	=====
		24,310	24,927,899

Coverage: Respondents who answered (WF05_Q45 = 1 and WF05_Q48 ne 2) or (WP05_Q45 = 1 and WP05_Q48 ne 2).
Source: General Social Survey, 2001.
Format: I1
Weight variable: WGHT_PER

Variable Name: **WH05_Q60_C14** Position: 866 Length: 1

Reason for that absence from work? Marriage.

		FREQ	WTD
1	Yes	2	2,259
2	No	232	218,204
7	Not asked	24,076	24,707,436
9	Not stated	0	0
		=====	=====
		24,310	24,927,899

Coverage: Respondents who answered (WF05_Q45 = 1 and WF05_Q48 ne 2) or (WP05_Q45 = 1 and WP05_Q48 ne 2).
Source: General Social Survey, 2001.
Format: I1
Weight variable: WGHT_PER

Variable Name: **WH05_Q60_C15** Position: 867 Length: 1

Reason for that absence from work? Personal or family responsibilities (other than child care or eldercare).

		FREQ	WTD
1	Yes	12	8,373
2	No	222	212,090
7	Not asked	24,076	24,707,436
9	Not stated	0	0
		=====	=====
		24,310	24,927,899

Coverage: Respondents who answered (WF05_Q45 = 1 and WF05_Q48 ne 2) or (WP05_Q45 = 1 and WP05_Q48 ne 2).
Source: General Social Survey, 2001.
Format: I1
Weight variable: WGHT_PER

Variable Name: **WH05_Q60_C16** Position: 868 Length: 1

Reason for that absence from work? Other reason.

		FREQ	WTD
1	Yes	9	8,019
2	No	225	212,444
7	Not asked	24,076	24,707,436
9	Not stated	0	0
		=====	=====
		24,310	24,927,899

Coverage: Respondents who answered (WF05_Q45 = 1 and WF05_Q48 ne 2) or (WP05_Q45 = 1 and WP05_Q48 ne 2).
Source: General Social Survey, 2001.
Format: I1
Weight variable: WGHT_PER

Variable Name: **SAW05_Q10** Position: 869 Length: 1

Did you return to seasonal work after that absence from work?

		FREQ	WTD
1	Yes	5	3,170
2	No	1	1,374
7	Not asked	24,304	24,923,355
9	Not stated	0	0
		=====	=====
		24,310	24,927,899

Coverage: Respondents who answered ((WF05_Q45 = 1 and WF05_Q48 ne 2) or (WP05_Q45 = 1 and WP05_Q48 ne 2)) and WH05_Q60 = 11.
Source: General Social Survey, 2001.
Format: I1
Weight variable: WGHT_PER

Variable Name: **SAW05_Q30** Position: 870 Length: 1

Since [(WH05_Q20M and WH05_Q20Y or WH05_Q20A) or (WF05_Q20M and WF05_Q20Y or WF05_Q20A) or (WP05_Q20M and WP05_Q20Y or WP05_Q20A)], were you always a seasonal worker or self-employed?

		FREQ	WTD
1	Yes	25	19,392
2	No	7	7,142
7	Not asked	24,278	24,901,365
9	Not stated	0	0
		=====	=====
		24,310	24,927,899

Coverage: Respondents who answered WF05_Q40 = 2 or WP05_Q40 = 2 or SAW05_Q10 = 1, 9.
Source: General Social Survey, 2001.
Format: I1
Weight variable: WGHT_PER

Variable Name: **SAW05_Q60** Position: 871 Length: 1

Did you start working after being a seasonal worker or self-employed?

		FREQ	WTD
1	Yes	7	7,142
2	No	0	0
7	Not asked	24,303	24,920,757
9	Not stated	0	0
		=====	=====
		24,310	24,927,899

Coverage: Respondents who answered SAW05_Q50Y = 1920 to 2001 or SAW05_Q50Y = 9998,9999 and SAW05_Q50A = 15 to 65) and not (WF05_Q45 = 1 and WF05_Q46 = 1) and not (WP05_Q45 = 1 and WP05_Q46 = 1).
Source: General Social Survey, 2001.
Format: I1
Weight variable: WGHT_PER

Variable Name: **WHE_Q80** Position: 872 Length: 1

Are you presently working?

		FREQ	WTD
1	Yes	301	267,292
2	No	114	113,291
7	Not asked	23,895	24,547,316
9	Not stated	0	0
		=====	=====
		24,310	24,927,899

Coverage: Respondents who answered ((WF05_Q45 = 1 and WF05_Q48 ne 2) or (WP05_Q45 = 1 and WP05_Q48 ne 2)) and (WH05_Q60 ne 11, 20, or (WH05_Q60 = 11 and SAW05_Q10 = 2)) or (WF05_Q45 = 2, 9 and WF05_Q46 = 1) or (WP05_Q45 = 2, 9 and WP05_Q46 = 1) or SAW05_Q60 = 1.
Source: General Social Survey, 2001.
Format: I1
Weight variable: WGHT_PER

Variable Name: **WKSTATUS** Position: 873 Length: 1

Respondent's work status since beginning of career.

		FREQ	WTD
1	Full-time only	14,632	14,812,992
2	Part-time only	464	451,359
3	Full & Part-time	4,761	4,713,635
7	Not asked	3,662	4,191,337
9	Not stated	791	758,575
		=====	=====
		24,310	24,927,899

Coverage: Respondents who had at least one work period.
Source: General Social Survey 2001, derived from NO_WKFULL, NO_WKPART, NO_WKPER.
Format: I1
Weight variable: WGHT_PER

Variable Name: **WKTYPE** Position: 874 Length: 1

Work type since beginning of career.

		FREQ	WTD
1	Always paid worker	17,786	17,879,179
2	Always self-employed	506	518,658
3	Always seasonal worker	520	515,271
4	Always unpaid family worker	6	7,555
5	Mixed of the above	875	902,913
7	Not asked	3,662	4,191,337
9	Not stated	955	912,985
		=====	=====
		24,310	24,927,899

Coverage: Respondents who had at least one work period.
 Source: General Social Survey 2001, derived from NO_WKPER, WF01_Q40...WF05_Q40,
 WP01_Q40...WP05_Q40, WH01_Q60...WH05_Q60.
 Format: I1
 Weight variable: WGHT_PER

Variable Name: **DUR_WKTOT** Position: 875 Length: 3

Length of respondent's total work period (in months), since the beginning of his/her professional life.

		FREQ	WTD
001 : 804		11,898	11,545,127
995	On going	7,831	8,343,013
997	Not asked	3,662	4,191,337
998	Don't know	612	553,670
999	Not stated	307	294,751
		=====	=====
		24,310	24,927,899

Coverage: Respondent who had at least one work period.
 Source: General Social Survey 2001, derived from WH01_Q20 ... WH05_Q20, WP01_Q20 ... WP01_Q20,
 WF01_Q20 ... WF05_Q20, WP01_Q50 ... WP05_Q50, WF01_Q50 ... WF05_Q50, SAW01_Q50 ...
 SAW05_Q50.
 Format: I3
 Weight variable: WGHT_PER

Variable Name: **NO_INT** Position: 878 Length: 1

Total number of work interruptions the respondent has had.

		FREQ	WTD
0	No work interruptions	13,289	14,351,376
1	One work interruption	7,104	6,871,331
2	Two work interruptions	2,655	2,512,235
3	Three work interruptions	904	865,369
4	Four work interruptions	255	223,193
5	Five work interruptions	103	104,396
8	Don't know	0	0
9	Not stated	0	0
		=====	=====
		24,310	24,927,899

Coverage: All respondents.

Source: General Social Survey 2001, derived from WF01_Q40 - WF05_Q40, WP01_Q40 - WP05_Q40, WF01_Q50 - WF05_Q50, WP01_Q50 - WP05_Q50, SAW01_Q10 - SAW05_Q10, SAW01_Q30 - SAW05_Q30, SAW01_Q50 - SAW05_Q50; SAW01_Q60 - SAW05_Q60, WH01_Q60_C01 - WH05_Q60_C01, WH01_Q60_C10 - WH05_Q60_C10, WH02_Q10 - WH05_Q10, WH02_Q20 - WH05_Q20.
Format: I1
Weight variable: WGHT_PER

Variable Name: **AGE_INT1BEGC** Position: 879 Length: 4

Respondent's age at the beginning of the first work interruption.

		FREQ	WTD
0010 : 0059		9,857	9,501,214
60	60 or more	530	468,473
99.5	Still a seasonal worker/self-employed	621	596,886
99.7	Not asked	12,669	13,754,592
99.8	Don't know	557	527,837
99.9	Not stated	76	78,897
		=====	=====
		24,310	24,927,899

Coverage: Respondents who had at least one work interruption.

Source: General Social Survey 2001, derived from WF01_Q50...WF05_Q50, WP01_Q50...WP05_Q50, SAW01_Q50...SAW05_Q50 and the respondent's birthdate.
Format: F4.1
Weight variable: WGHT_PER

Variable Name: **AGE_INT1ENDC** Position: 883 Length: 4

Respondent's age at the end of the first work interruption.

		FREQ	WTD
0013 : 0064		7,561	7,402,307
65	65 or more	5	6,459
99.5	First work interruption still on going	2,773	2,513,350
99.7	Not asked	13,302	14,359,971
99.8	Don't know	577	549,355
99.9	Not stated	92	96,456
		=====	=====
		24,310	24,927,899

Coverage: Respondents who are not or have not always been a seasonal worker or self-employed and who had a first work interruption (not following a fifth work period or (following a fifth work period and WHE_Q90 = AGE_INT1BEGC)).

Source: General Social Survey 2001, derived from WH02_Q20...WH05_Q20, WP01_Q50...WP05_Q50, WF01_Q50...WF05_Q50, WH01_Q60...WH05_Q60, WHE_Q90 and the respondent's birthdate.

Format: F4.1

Weight variable: WGHT_PER

Variable Name: **DUR_INT1** Position: 887 Length: 3

Length of respondent's first work interruption (in months).

		FREQ	WTD
001 : 480		6,740	6,527,778
995	On going	2,695	2,451,436
997	Not asked	13,301	14,358,762
998	Don't know	708	663,476
999	Not stated	866	926,448
		=====	=====
		24,310	24,927,899

Coverage: Respondents who had at least one work interruption.

Source: General Social Survey 2001, derived from WF01_Q50...WF05_Q50, WP01_Q50...WP05_Q50, SAW01_Q50...SAW05_Q50, WH01_Q60...WH05_Q60, WH02_Q20...WH05_Q20.

Format: I3

Weight variable: WGHT_PER

Variable Name: **RANK_INT1** Position: 890 Length: 1

Rank of respondent's first work interruption among all work periods.

		FREQ	WTD
1	Between first and second work period	9,883	9,496,561
2	Between second and third work period	849	819,011
3	Between third and fourth work period	216	202,006
4	Between fourth and fifth work period	37	29,149
5	Immediately following the end of the fifth work period	13	8,931
7	Not asked	13,290	14,351,478
8	Don't know	17	16,380
9	Not stated	5	4,383
		=====	=====
		24,310	24,927,899

Coverage: Respondents who had at least one work interruption.
 Source: General Social Survey 2001, derived from WF01_Q50 ... WF05_Q50, WP01_Q50 ... WP05_Q50, SAW01_Q50 ... SAW05_Q50, WH02_Q20...WH05_Q20.
 Format: I1
 Weight variable: WGHT_PER

Variable Name: **AGE_INT2BEGC** Position: 891 Length: 4

Respondent's age at the beginning of the second work interruption.

		FREQ	WTD
0015 : 0059		3,529	3,344,016
60	60 or more	229	203,593
99.5	Still a seasonal worker/self-employed	361	361,280
99.7	Not asked	20,033	20,861,529
99.8	Don't know	131	130,928
99.9	Not stated	27	26,553
		=====	=====
		24,310	24,927,899

Coverage: Respondents who had at least two work interruptions.
 Source: General Social Survey 2001, derived from WF02_Q50...WF05_Q50, WP02_Q50...WP05_Q50, SAW02_Q50...SAW05_Q50 and the respondent's birthdate.
 Format: F4.1
 Weight variable: WGHT_PER

Variable Name: **AGE_INT2ENDC** Position: 895 Length: 4

Respondent's age at the end of the second work interruption.

		FREQ	WTD
0015 : 0064		2,670	2,547,967
65	65 or more	0	0
99.5	Second work interruption still on going	1,079	995,815
99.7	Not asked	20,405	21,235,172
99.8	Don't know	127	121,691
99.9	Not stated	29	27,254
		=====	=====
		24,310	24,927,899

Coverage: Respondents who are not or have not always been a seasonal worker or self-employed and who had a second work interruption (following a second, third or fourth work period or (following a fifth work period and WHE_Q90 = AGE_INT2BEGC)).

Source: General Social Survey 2001, derived from WH03_Q20...WH05_Q20, WP02_Q50...WP05_Q50, WF02_Q50...WF05_Q50, WH02_Q60...WH05_Q60, WHE_Q90 and the respondent's birthdate.

Format: F4.1

Weight variable: WGHT_PER

Variable Name: **DUR_INT2** Position: 899 Length: 3

Length of respondent's second work interruption (in months).

		FREQ	WTD
001 : 467		2,427	2,305,639
995	On going	1,056	972,112
997	Not asked	20,404	21,234,274
998	Don't know	172	160,923
999	Not stated	251	254,952
		=====	=====
		24,310	24,927,899

Coverage: Respondents who had at least two work interruptions.

Source: General Social Survey 2001, derived from WF02_Q50...WF05_Q50, WP02_Q50...WP05_Q50, SAW02_Q50...SAW05_Q50, WH02_Q60...WH05_Q60, WH03_Q20...WH05_Q20.

Format: I3

Weight variable: WGHT_PER

Variable Name: **RANK_INT2** Position: 902 Length: 1

Rank of respondent's second work interruption among all work periods.

		FREQ	WTD
2	Between second and third work period	3,371	3,193,794
3	Between third and fourth work period	415	384,954
4	Between fourth and fifth work period	107	103,349
5	Immediately following the end of the fifth work period	17	16,199
7	Not asked	20,394	21,222,809
8	Don't know	4	3,319
9	Not stated	2	3,475
		=====	=====
		24,310	24,927,899

Coverage: Respondents who had at least two work interruptions.
 Source: General Social Survey 2001, derived from WF02_Q50 ... WF05_Q50, WP02_Q50 ... WP05_Q50, SAW02_Q50 ... SAW05_Q50, WH03_Q20 ... WH05_Q20.
 Format: I1
 Weight variable: WGHT_PER

Variable Name: **AGE_INT3BEGC** Position: 903 Length: 4

Respondent's age at the beginning of the third work interruption.

		FREQ	WTD
0016 : 0059		1,173	1,108,995
60	60 or more	58	55,058
99.5	Still a seasonal worker/self-employed	152	139,570
99.7	Not asked	22,896	23,595,371
99.8	Don't know	23	19,191
99.9	Not stated	8	9,714
		=====	=====
		24,310	24,927,899

Coverage: Respondents who had at least three work interruptions.
 Source: General Social Survey 2001, derived from WF03_Q50...WF05_Q50, WP03_Q50...WP05_Q50, SAW03_Q50...SAW05_Q50 and the respondent's birthdate.
 Format: F4.1
 Weight variable: WGHT_PER

Variable Name: **AGE_INT3ENDC** Position: 907 Length: 4

Respondent's age at the end of the third work interruption.

		FREQ	WTD
0016 : 0061		858	816,351
65	65 or more	0	0
99.5	Third work interruption still on going	334	307,292
99.7	Not asked	23,079	23,765,823
99.8	Don't know	30	31,766
99.9	Not stated	9	6,667
		=====	=====
		24,310	24,927,899

Coverage: Respondents who are not or have not always been a seasonal worker or self-employed and who had a third work interruption (following a third or a fourth work period or (following a fifth work period and WHE_Q90 = AGE_INT3BEGC)).

Source: General Social Survey 2001, derived from WH04_Q20, WH05_Q20, WP03_Q50...WP05_Q50, WF03_Q50...WF05_Q50, WH03_Q60...WH05_Q60, WHE_Q90, and the respondent's birthdate.

Format: F4.1

Weight variable: WGHT_PER

Variable Name: **DUR_INT3** Position: 911 Length: 3

Length of respondent's third work interruption (in months).

		FREQ	WTD
001 : 165		763	716,294
995	On going	331	305,854
997	Not asked	23,077	23,763,396
998	Don't know	38	35,270
999	Not stated	101	107,085
		=====	=====
		24,310	24,927,899

Coverage: Respondents who had at least three work interruptions.

Source: General Social Survey 2001, derived from WF03_Q50...WF05_Q50, WP03_Q50...WP05_Q50, SAW03_Q50...SAW05_Q50, WH03_Q60...WH05_Q60, WH04_Q20...WH05_Q20.

Format: I3

Weight variable: WGHT_PER

Variable Name: **RANK_INT3** Position: 914 Length: 1

Rank of respondent's third work interruption among all work periods.

		FREQ	WTD
3	Between third and fourth work period	1,061	1,007,255
4	Between fourth and fifth work period	153	138,163
5	Immediately following the end of the fifth work period	48	47,540
7	Not asked	23,048	23,734,941
8	Don't know	0	0
9	Not stated	0	0
		=====	=====
		24,310	24,927,899

Coverage: Respondents who had at least three work interruptions.
 Source: General Social Survey 2001, derived from WF03_Q50 ... WF05_Q50, WP03_Q50 ... WP05_Q50, SAW03_Q50 ... SAW05_Q50, WH04_Q20 ... WH05_Q20.
 Format: I1
 Weight variable: WGHT_PER

Variable Name: **AGE_INT4BEGC** Position: 915 Length: 4

Respondent's age at the beginning of the fourth work interruption.

		FREQ	WTD
0018 : 0059		330	300,803
60	60 or more	19	18,640
99.5	Still a seasonal worker/self-employed	67	65,525
99.7	Not asked	23,885	24,534,785
99.8	Don't know	6	4,673
99.9	Not stated	3	3,473
		=====	=====
		24,310	24,927,899

Coverage: Respondents who had at least four work interruptions.
 Source: General Social Survey 2001, derived from WF04_Q50...WF05_Q50, WP04_Q50...WP05_Q50, SAW04_Q50...SAW05_Q50 and the respondent's birthdate.
 Format: F4.1
 Weight variable: WGHT_PER

Variable Name: **AGE_INT4ENDC** Position: 919 Length: 4

Respondent's age at the end of the fourth work interruption.

		FREQ	WTD
0020 : 0064		221	204,965
65	65 or more	0	0
99.5	Fourth work interruption still on going	83	74,084
99.7	Not asked	23,995	24,638,614
99.8	Don't know	9	8,302
99.9	Not stated	2	1,933
		=====	=====
		24,310	24,927,899

Coverage: Respondents who are not or have not always been a seasonal worker or self-employed and who had a fourth work interruption (following a fourth work period or (following a fifth work period and WHE_Q90 = AGE_INT4BEGC)).

Source: General Social Survey 2001, derived from WH05_Q20, WP04_Q50...WP05_Q50, WF04_Q50...WF05_Q50, WH04_Q60...WH05_Q60, WHE_Q90 and the respondent's birthdate.

Format: F4.1

Weight variable: WGHT_PER

Variable Name: **DUR_INT4** Position: 923 Length: 3

Length of respondent's fourth work interruption (in months).

		FREQ	WTD
001 : 363		194	178,648
995	On going	83	74,084
997	Not asked	23,995	24,638,614
998	Don't know	10	8,373
999	Not stated	28	28,179
		=====	=====
		24,310	24,927,899

Coverage: Respondents who had at least four work interruptions.

Source: General Social Survey 2001, derived from WF04_Q50, WF05_Q50, WP04_Q50, WP05_Q50, SAW04_Q50, SAW05_Q50, WH04_Q60, WH05_Q60, WH05_Q20.

Format: I3

Weight variable: WGHT_PER

Variable Name: **RANK_INT4** Position: 926 Length: 1

Rank of respondent's fourth work interruption among all work periods.

		FREQ	WTD
4	Between fourth and fifth work period	303	280,220
5	Immediately following the end of the fifth work period	55	47,369
7	Not asked	23,952	24,600,310
		=====	=====
		24,310	24,927,899

Coverage: Respondents who had at least four work interruptions.
 Source: General Social Survey 2001, derived from WF04_Q50, WP04_Q50, SAW04_Q50, WF05_Q50, WP05_Q50, SAW05_Q50 and WH05_Q20.
 Format: I1
 Weight variable: WGHT_PER

Variable Name: **AGE_INT5BEGC** Position: 927 Length: 4

Respondent's age at the beginning of the fifth work interruption.

		FREQ	WTD
0023 : 0059		99	102,100
60	60 or more	3	1,791
99.5	Still a seasonal worker/self-employed	25	19,392
99.7	Not asked	24,182	24,804,111
99.8	Don't know	1	505
99.9	Not stated	0	0
		=====	=====
		24,310	24,927,899

Coverage: Respondents who had at least five work interruptions.
 Source: General Social Survey 2001, derived from WF05_Q50, WP05_Q50, SAW05_Q50 and the respondent's birthdate.
 Format: F4.1
 Weight variable: WGHT_PER

Variable Name: **AGE_INT5ENDC** Position: 931 Length: 4

Respondent's age at the end of the fifth work interruption.

		FREQ	WTD
65	65 or more	0	0
99.5	Fifth work interruption still on going	25	24,329
99.7	Not asked	24,285	24,903,570
99.8	Don't know	0	0
99.9	Not stated	0	0
		=====	=====
		24,310	24,927,899

Coverage: Respondents who are not or have not always been a seasonal worker or self-employed and who had a fifth work interruption and WHE_Q90 = AGE_INT5BEGC.
 Source: General Social Survey 2001, derived from WH05_Q60, WHE_Q90, WP05_Q50 and WF05_Q50.
 Format: F4.1
 Weight variable: WGHT_PER

Variable Name: **DUR_INT5** Position: 935 Length: 3

Length of respondent's fifth work interruption (in months).

		FREQ	WTD
995	On going	25	24,329
997	Not asked	24,284	24,903,065
998	Don't know	1	505
999	Not stated	0	0
		=====	=====
		24,310	24,927,899

Coverage: Respondents who had five work interruptions.
 Source: General Social Survey 2001, derived from WF05_Q50, WP05_Q50, SAW05_Q50, WH05_Q60, WHE_Q90.
 Format: I3
 Weight variable: WGHT_PER

Variable Name: **RANK_INT5** Position: 938 Length: 1

Rank of respondent's fifth work interruption among all work periods.

		FREQ	WTD
5	Immediately following the end of the fifth work period	103	104,396
7	Not asked	24,207	24,823,503
		=====	=====
		24,310	24,927,899

Coverage: Respondents who had at least five work interruptions.
 Source: General Social Survey 2001, derived from WP05_Q50, WF05_Q50, SAW05_Q50.
 Format: I1
 Weight variable: WGHT_PER

Variable Name: **NO_MAT** Position: 939 Length: 1

Number of maternity leaves taken by respondent.

		FREQ	WTD
0	None	20,219	21,009,557
1	One	2,589	2,426,426
2	Two	1,237	1,215,313
3	Three	238	243,481
4	Four	25	29,976
5	Five	1	1,938
6	Six	0	0
8	Don't know	1	1,208
		=====	=====
		24,310	24,927,899

Coverage: All respondents.

Source: General Social Survey 2001, derived from WH01_Q60...WH05_Q60, MAL_Q120...MAL_Q720, MAL_Q130, MAL_Q725.

Format: I1

Weight variable: WGHT_PER

Variable Name: **AGE_MAT1BEG** Position: 940 Length: 4

Age of respondent at the beginning of her first maternity leave.

		FREQ	WTD
0013 : 0044		3,998	3,839,479
99.7	Not asked	20,219	21,009,557
99.8	Don't know	82	71,831
99.9	Not stated	11	7,032
		=====	=====
		24,310	24,927,899

Coverage: Respondents who are female and had at least one maternity leave.

Source: General Social Survey 2001, derived from WH01_Q60 ... WH05_Q60, WF01_Q50 ... WF05_Q50, WP01_Q50 ... WP05_Q50, MAL_Q130, MAL_Q140 and the respondent's birthdate.

Format: F4.1

Weight variable: WGHT_PER

Variable Name: **AGE_MAT1END** Position: 944 Length: 4

Age of respondent at the end of her first maternity leave.

		FREQ	WTD
0014 : 0057		3,526	3,374,289
99.5	Still on maternity leave	402	392,039
99.7	Not asked	20,269	21,056,950
99.8	Don't know	98	91,747
99.9	Not stated	15	12,874
		=====	=====
		24,310	24,927,899

Coverage: Respondents who are female and had at least one maternity leave.
Source: General Social Survey 2001, derived from WH01_Q60 ... WH05_Q60, WH02_Q20 ... WH05_Q20, MAL_Q160 and the respondent's birthdate.
Format: F4.1
Weight variable: WGHT_PER

Variable Name: **DUR_MAT1** Position: 948 Length: 3

Length of respondent's first maternity leave (in months).

		FREQ	WTD
000 : 372		3,498	3,351,347
995	Still on maternity leave	396	385,781
997	Not asked	20,280	21,067,654
998	Don't know	103	95,527
999	Not stated	33	27,589
		=====	=====
		24,310	24,927,899

Coverage: Respondents who are female and had at least one maternity leave.
Source: General Social Survey 2001, derived from WH01_Q60 ... WH05_Q60, WF01_Q50 ... WF05_Q50, WP01_Q50 ... WP05_Q50, WH02_Q20 ... WH05_Q20, MAL_Q140, MAL_Q160.
Format: I3
Weight variable: WGHT_PER

Variable Name: **AGE_MAT2BEG** Position: 951 Length: 4

Age of respondent at the beginning of her second maternity leave.

		FREQ	WTD
0017 : 0045		1,485	1,479,871
99.7	Not asked	22,808	23,435,983
99.8	Don't know	16	11,847
99.9	Not stated	1	197
		=====	=====
		24,310	24,927,899

Coverage: Respondents who are female and had at least two maternity leaves.
Source: General Social Survey 2001, derived from WH02_Q60 ... WH05_Q60, WF02_Q50 ... WF05_Q50, WP02_Q50 ... WP05_Q50, MAL_Q140, MAL_Q240 and the respondent's birthdate.
Format: F4.1
Weight variable: WGHT_PER

Variable Name: **AGE_MAT2END** Position: 955 Length: 4

Age of respondent at the end of her second maternity leave.

		FREQ	WTD
0019 : 0061		1,344	1,343,059
99.5	Still on maternity leave	119	119,106
99.7	Not asked	22,824	23,448,499
99.8	Don't know	20	15,741
99.9	Not stated	3	1,493
		=====	=====
		24,310	24,927,899

Coverage: Respondents who are female and had at least two maternity leaves.
Source: General Social Survey 2001, derived from WH02_Q60 ... WH05_Q60, WH03_Q20 ... WH05_Q20, MAL_Q160, MAL_Q260, and the respondent's birthdate.
Format: F4.1
Weight variable: WGHT_PER

Variable Name: **DUR_MAT2** Position: 959 Length: 3

Length of respondent's second maternity leave (in months).

		FREQ	WTD
000 : 324		1,342	1,340,952
995	Still on maternity leave	119	119,106
997	Not asked	22,824	23,448,499
998	Don't know	22	17,849
999	Not stated	3	1,493
		=====	=====
		24,310	24,927,899

Coverage: Respondents who are female and had at least two maternity leaves.
Source: General Social Survey 2001, derived from WH02_Q60 ... WH05_Q60, WF02_Q50 ... WF05_Q50, WP02_Q50 ... WP05_Q50, WH03_Q20 ... WH05_Q20, MAL_Q140... MAL_Q240, MAL_Q160 ... MAL_Q260.
Format: I3
Weight variable: WGHT_PER

Variable Name: **AGE_MAT3BEG** Position: 962 Length: 4

Age of respondent at the beginning of her third maternity leave.

		FREQ	WTD
0019 : 0043		261	271,752
99.7	Not asked	24,045	24,651,296
99.8	Don't know	4	4,850
99.9	Not stated	0	0
		=====	=====
		24,310	24,927,899

Coverage: Respondents who are female and had at least three maternity leaves.
Source: General Social Survey 2001, derived from WH03_Q60 ... WH05_Q60, WF03_Q50 ... WF05_Q50, WP03_Q50 ... WP05_Q50, MAL_Q140, MAL_Q240, MAL_Q340 and the respondent's birthdate.
Format: F4.1
Weight variable: WGHT_PER

Variable Name: **AGE_MAT3END** Position: 966 Length: 4

Age of respondent at the end of her third maternity leave.

		FREQ	WTD
0020 : 0046		231	240,965
99.5	Still on maternity leave	24	25,698
99.7	Not asked	24,052	24,658,584
99.8	Don't know	3	2,652
99.9	Not stated	0	0
		=====	=====
		24,310	24,927,899

Coverage: Respondents who are female and had at least three maternity leaves.
Source: General Social Survey 2001, derived from WH03_Q60 ... WH05_Q60, WH04_Q20 ... WH05_Q20, MAL_Q160, MAL_Q260, MAL_Q360 and the respondent's birthdate.
Format: F4.1
Weight variable: WGHT_PER

Variable Name: **DUR_MAT3** Position: 970 Length: 3

Length of respondent's third maternity leave (in months).

		FREQ	WTD
000 : 143		227	236,087
995	Still on maternity leave	24	25,698
997	Not asked	24,052	24,658,584
998	Don't know	3	2,652
999	Not stated	4	4,878
		=====	=====
		24,310	24,927,899

Coverage: Respondents who are female and had at least three maternity leaves.
Source: General Social Survey 2001, derived from WH03_Q60 ... WH05_Q60, WF03_Q50 ... WF05_Q50, WP03_Q50 ... WP05_Q50, WH04_Q20 ... WH05_Q20, MAL_Q140... MAL_Q340, MAL_Q160 ... MAL_Q360.
Format: I3
Weight variable: WGHT_PER

Variable Name: **AGE_MAT4BEG** Position: 973 Length: 4

Age of respondent at the beginning of her fourth maternity leave.

		FREQ	WTD
0021 : 0041		27	33,122
99.7	Not asked	24,283	24,894,777
99.8	Don't know	0	0
99.9	Not stated	0	0
		=====	=====
		24,310	24,927,899

Coverage: Respondents who are female and had at least four maternity leaves.
Source: General Social Survey 2001, derived from WH04_Q60, WH05_Q60, WF04_Q50, WF05_Q50, WP03_Q50, WP05_Q50, MAL_Q140, MAL_Q240, MAL_Q340, MAL_Q440 and the respondent's birthdate.
Format: F4.1
Weight variable: WGHT_PER

Variable Name: **AGE_MAT4END** Position: 977 Length: 4

Age of respondent at the end of her fourth maternity leave.

		FREQ	WTD
0022 : 0048		24	29,912
99.5	Still on maternity leave	2	2,102
99.7	Not asked	24,284	24,895,885
99.8	Don't know	0	0
99.9	Not stated	0	0
		=====	=====
		24,310	24,927,899

Coverage: Respondents who are female and had at least four maternity leaves.
Source: General Social Survey 2001, derived from WH04_Q60, WH05_Q60, WH05_Q20, MAL_Q160, MAL_Q260, MAL_Q360, MAL_Q460 and the respondent's birthdate.
Format: F4.1
Weight variable: WGHT_PER

Variable Name: **DUR_MAT4** Position: 981 Length: 3

Length of respondent's fourth maternity leave (in months).

		FREQ	WTD
000 : 084		24	29,912
995	Still on maternity leave	2	2,102
997	Not asked	24,284	24,895,885
998	Don't know	0	0
999	Not stated	0	0
		=====	=====
		24,310	24,927,899

Coverage: Respondents who are female and had at least four maternity leaves.
Source: General Social Survey 2001, derived from WH04_Q60, WH05_Q60, WF04_Q50, WF05_Q50, WP04_Q50, WP05_Q50, WH05_Q20, MAL_Q140... MAL_Q440, MAL_Q160 ... MAL_Q460.
Format: I3
Weight variable: WGHT_PER

Variable Name: **AGE_MAT5BEG** Position: 984 Length: 4

Age of respondent at the beginning of her fifth maternity leave.

		FREQ	WTD
0034 : 0037		2	3,146
99.7	Not asked	24,308	24,924,753
99.8	Don't know	0	0
99.9	Not stated	0	0
		=====	=====
		24,310	24,927,899

Coverage: Respondents who are female and had at least five maternity leaves.
Source: General Social Survey 2001, derived from WH05_Q60, WF05_Q50, WP05_Q50, MAL_Q140, MAL_Q240, MAL_Q340, MAL_Q440, MAL_Q540 and the respondent's birthdate.
Format: F4.1
Weight variable: WGHT_PER

Variable Name: **AGE_MAT5END** Position: 988 Length: 4

Age of respondent at the end of her fifth maternity leave.

		FREQ	WTD
0034 : 0038		2	3,146
99.5	Still on maternity leave	0	0
99.7	Not asked	24,308	24,924,753
99.8	Don't know	0	0
99.9	Not stated	0	0
		=====	=====
		24,310	24,927,899

Coverage: Respondents who are female and had at least five maternity leaves.
 Source: General Social Survey 2001, derived from WH05_Q60, MAL_Q160, MAL_Q260, MAL_Q360,
 MAL_Q460, MAL_Q560 and the respondent's birthdate.
 Format: F4.1
 Weight variable: WGHT_PER

Variable Name: **DUR_MAT5** Position: 992 Length: 3

Length of respondent's fifth maternity leave (in months).

		FREQ	WTD
000 : 005		2	3,146
995	Still on maternity leave	0	0
997	Not asked	24,308	24,924,753
998	Don't know	0	0
999	Not stated	0	0
		=====	=====
		24,310	24,927,899

Coverage: Respondents who are female and had at least five maternity leaves.
 Source: General Social Survey 2001, derived from WH05_Q60, WF05_Q50, WP05_Q50, MAL_Q140...
 MAL_Q540, MAL_Q160 ... MAL_Q560.
 Format: I3
 Weight variable: WGHT_PER

Variable Name: **NO_PAT** Position: 995 Length: 1

Number of paternity leaves taken by respondent.

		FREQ	WTD
0	None	24,134	24,713,567
1	One	142	170,462
2	Two	20	25,539
3	Three	11	14,487
4	Four	3	3,844
		=====	=====
		24,310	24,927,899

Coverage: All respondents.
Source: General Social Survey 2001, derived from WH01_Q60...WH05_Q60, PAL_Q120...PAL_Q720, PAL_Q130, PAL_Q725.
Format: I1
Weight variable: WGHT_PER

Variable Name: **AGE_PAT1BEG** Position: 996 Length: 4

Age of respondent at the beginning of his first paternity leave.

		FREQ	WTD
0016 : 0045		171	208,413
99.7	Not asked	24,134	24,713,567
99.8	Don't know	5	5,920
99.9	Not stated	0	0
		=====	=====
		24,310	24,927,899

Coverage: Respondents who are male and had at least one paternity leave.
Source: General Social Survey 2001, derived from WH01_Q60 ... WH05_Q60, WF01_Q50 ... WF05_Q50, WP01_Q50 ... WP05_Q50, PAL_Q130, PAL_Q140 and the respondent's birthdate.
Format: F4.1
Weight variable: WGHT_PER

Variable Name: **AGE_PAT1END** Position: 1000 Length: 4

Age of respondent at the end of his first paternity leave.

		FREQ	WTD
0016 : 0047		162	195,706
99.5	Still on paternity leave	7	10,139
99.7	Not asked	24,139	24,719,486
99.8	Don't know	2	2,567
99.9	Not stated	0	0
		=====	=====
		24,310	24,927,899

Coverage: Respondents who are male and had at least one paternity leave.
Source: General Social Survey 2001, derived from WH01_Q60 ... WH05_Q60, WH02_Q20 ... WH05_Q20, PAL_Q160 and the respondent's birthdate.
Format: F4.1
Weight variable: WGHT_PER

Variable Name: **DUR_PAT1** Position: 1004 Length: 3

Length of respondent's first paternity leave (in months).

		FREQ	WTD
000 : 062		160	193,430
995	Still on paternity leave	7	10,139
997	Not asked	24,139	24,719,486
998	Don't know	2	2,567
999	Not stated	2	2,277
		=====	=====
		24,310	24,927,899

Coverage: Respondents who are male and had at least one paternity leave.
 Source: General Social Survey 2001, derived from WH01_Q60 ... WH05_Q60, WF01_Q50 ... WF05_Q50,
 WP01_Q50 ... WP05_Q50, WH02_Q20 ... WH05_Q20, PAL_Q140, PAL_Q160.
 Format: I3
 Weight variable: WGHT_PER

Variable Name: **AGE_PAT2BEG** Position: 1007 Length: 4

Age of respondent at the beginning of his second paternity leave.

		FREQ	WTD
0021 : 0042		33	42,459
99.7	Not asked	24,276	24,884,028
99.8	Don't know	0	0
99.9	Not stated	1	1,411
		=====	=====
		24,310	24,927,899

Coverage: Respondents who are male and had at least two paternity leaves.
 Source: General Social Survey 2001, derived from WH02_Q60 ... WH05_Q60, WF02_Q50 ... WF05_Q50,
 WP02_Q50 ... WP05_Q50, PAL_Q140, PAL_Q240 and the respondent's birthdate.
 Format: F4.1
 Weight variable: WGHT_PER

Variable Name: **AGE_PAT2END** Position: 1011 Length: 4

Age of respondent at the end of his second paternity leave.

		FREQ	WTD
0024 : 0042		32	41,974
99.5	Still on paternity leave	1	485
99.7	Not asked	24,277	24,885,439
99.8	Don't know	0	0
99.9	Not stated	0	0
		=====	=====
		24,310	24,927,899

Coverage: Respondents who are male and had at least two paternity leaves.
 Source: General Social Survey 2001, derived from WH02_Q60 ... WH05_Q60, WH03_Q20 ... WH05_Q20,
 PAL_Q160, PAL_Q260, and the respondent's birthdate.
 Format: F4.1
 Weight variable: WGHT_PER

Variable Name: **DUR_PAT2** Position: 1015 Length: 3

Length of respondent's second paternity leave (in months).

		FREQ	WTD
000 : 012		31	40,176
995	Still on paternity leave	1	485
997	Not asked	24,277	24,885,439
998	Don't know	0	0
999	Not stated	1	1,798
		=====	=====
		24,310	24,927,899

Coverage: Respondents who are male and had at least two paternity leaves.
 Source: General Social Survey 2001, derived from WH02_Q60 ... WH05_Q60, WF02_Q50 ... WF05_Q50,
 WP02_Q50 ... WP05_Q50, WH03_Q20 ... WH05_Q20, PAL_Q140... PAL_Q240, PAL_Q160 ... PAL_Q260.
 Format: I3
 Weight variable: WGHT_PER

Variable Name: **AGE_PAT3BEG** Position: 1018 Length: 4

Age of respondent at the beginning of his third paternity leave.

		FREQ	WTD
0027 : 0040		14	18,331
99.7	Not asked	24,296	24,909,568
99.8	Don't know	0	0
99.9	Not stated	0	0
		=====	=====
		24,310	24,927,899

Coverage: Respondents who are male and had at least three paternity leaves.
 Source: General Social Survey 2001, derived from WH03_Q60 ... WH05_Q60, WF03_Q50 ... WF05_Q50,
 WP03_Q50 ... WP05_Q50, PAL_Q140, PAL_Q240, PAL_Q340 and the respondent's birthdate.
 Format: F4.1
 Weight variable: WGHT_PER

Variable Name: **AGE_PAT3END** Position: 1022 Length: 4

Age of respondent at the end of his third paternity leave.

		FREQ	WTD
0027 : 0040		14	18,331
99.5	Still on paternity leave	0	0
99.7	Not asked	24,296	24,909,568
99.8	Don't know	0	0
99.9	Not stated	0	0
		=====	=====
		24,310	24,927,899

Coverage: Respondents who are male and had at least three paternity leaves.
 Source: General Social Survey 2001, derived from WH03_Q60 ... WH05_Q60, WH04_Q20 ... WH05_Q20,
 PAL_Q160, PAL_Q260, PAL_Q360 and the respondent's birthdate.
 Format: F4.1
 Weight variable: WGHT_PER

Variable Name: **DUR_PAT3** Position: 1026 Length: 3

Length of respondent's third paternity leave (in months).

		FREQ	WTD
000 : 013		14	18,331
995	Still on paternity leave	0	0
997	Not asked	24,296	24,909,568
998	Don't know	0	0
999	Not stated	0	0
		=====	=====
		24,310	24,927,899

Coverage: Respondents who are male and had at least three paternity leaves.
 Source: General Social Survey 2001, derived from WH03_Q60 ... WH05_Q60, WF03_Q50 ... WF05_Q50,
 WP03_Q50 ... WP05_Q50, WH04_Q20 ... WH05_Q20, PAL_Q140... PAL_Q340, PAL_Q160 ... PAL_Q360.
 Format: I3
 Weight variable: WGHT_PER

Variable Name: **ACMYRC** Position: 1029 Length: 2

Main activity of the respondent in the last 12 months.

		FREQ	WTD
01	Working at a paid job or business	13,284	14,039,498
02	Looking for paid work	398	420,909
03	Going to school	2,239	2,933,308
04	Caring for children	1,266	1,197,726
05	Household work	1,164	1,108,629
06	Retired	4,746	4,128,035
07	Maternity / paternity leave	35	38,118
08	Long term illness	633	531,824
09	Other	329	314,608
99	Not stated	216	215,244
		=====	=====
		24,310	24,927,899

Coverage: All respondents.
 Source: General Social Survey, 2001, derived from PW_Q110.
 Format: I2
 Weight variable: WGHT_PER

Note: Other includes volunteering, disability, both working and caring for children and both working and going to school.

Variable Name: **EDUSTAT** Position: 1031 Length: 1

Full-time or part-time education status for the respondent.

		FREQ	WTD
1	Studying full-time	2,124	2,799,081
3	Studying part-time	106	123,549
7	Not asked	22,069	21,993,629
9	Not stated	11	11,640
		=====	=====
		24,310	24,927,899

Coverage: Respondents who answered PW_Q120 = 1 or 2.
 Source: General Social Survey, 2001.
 Format: I1
 Weight variable: WGHT_PER

Variable Name: **PW_Q130** Position: 1032 Length: 1

Did you have a job or were you self-employed at any time during the past 12 months?

		FREQ	WTD
1	Yes	2,859	3,354,684
2	No	7,779	7,170,348
7	Not asked	13,445	14,174,280
9	Not stated	227	228,588
		=====	=====
		24,310	24,927,899

Coverage: Respondents who answered PW_Q110 = 02, 03, 04, 05, 06, 07, 08, 09, 99.
 Source: General Social Survey, 2001.
 Format: I1
 Weight variable: WGHT_PER

Variable Name: **AGELTWKC** Position: 1033 Length: 4

Age of the respondent when they last did paid work.

		FREQ	WTD
0015 : 0064		3,877	3,497,835
65	65 or more	420	382,172
99.5	Never worked	5	5,344
99.7	Not asked	19,723	20,790,516
99.8	Don't know	250	218,923
99.9	Not stated	35	33,109
		=====	=====
		24,310	24,927,899

Coverage: Respondents who answered PW_Q110 = 02, 03, 04, 05, 06, 07, 08, 09, 99) and PW_Q130 = 2 and not (WHI_Q10 = (2, 9)) and not ((WH01_Q60 = 20 and (WF01_Q50Y ne 9997 or WP01_Q50Y ne 9997)) or (WH02_Q60 = 20 and (WF02_Q50Y ne 9997 or WP02_Q50Y ne 9997)) or (WH03_Q60 = 20 and (WF03_Q50Y ne 9997 or WP03_Q50Y ne 9997)) or (WH04_Q60 = 20 and (WF04_Q50Y ne 9997 or WP04_Q50Y ne 9997)) or (WH05_Q60 = 20 and (WF05_Q50Y ne 9997 or WP05_Q50Y ne 9997))).
Source: General Social Survey, 2001, derived from PW_Q40M, PW_Q40Y, PW_Q40A.

Format: 4.1

Weight variable: WGHT_PER

Variable Name: **PW_Q150** Position: 1037 Length: 1

Were you mainly ...

		FREQ	WTD
1	a paid worker?	13,709	14,782,228
2	self-employed?	2,375	2,543,413
3	an unpaid family worker?	41	46,281
7	Not asked	8,167	7,533,717
8	Don't know	5	10,080
9	Not stated	13	12,179
		=====	=====
		24,310	24,927,899

Coverage: Respondents who answered PW_Q110 = 01 or PW_Q130 = 1.

Source: General Social Survey, 2001.

Format: I1

Weight variable: WGHT_PER

Variable Name: **PW_Q160** Position: 1038 Length: 1

Did you have any paid employees?

		FREQ	WTD
1	Yes	801	898,102
2	No	1,608	1,683,734
7	Not asked	21,894	22,338,204
8	Don't know	3	3,805
9	Not stated	4	4,054
		=====	=====
		24,310	24,927,899

Coverage: Respondents who answered PW_Q150 = 2, 3.
Source: General Social Survey, 2001.
Format: I1
Weight variable: WGHT_PER

Variable Name: **PW_Q161** Position: 1039 Length: 4

About how many employees did you have?

		FREQ	WTD
0001 : 0300		786	883,121
9997	Not asked	23,509	24,029,797
9998	Don't know	10	10,808
9999	Not stated	5	4,172
		=====	=====
		24,310	24,927,899

Coverage: Respondents who answered PW_Q160 = 1.
Source: General Social Survey, 2001.
Format: I4
Weight variable: WGHT_PER

Variable Name: **WKWE** Position: 1043 Length: 2

Number of weeks during the past 12 months the respondent was employed.

		FREQ	WTD
01 : 52		15,917	17,122,888
97	Not asked	8,167	7,533,717
98	Don't know	181	222,125
99	Not stated	45	49,168
		=====	=====
		24,310	24,927,899

Coverage: Respondents who answered PW_Q110 = 01 or PW_Q130 = 1.
Source: General Social Survey, 2001, derived from PW_Q170.
Format: I2
Weight variable: WGHT_PER

Note: Includes vacation, illness, strikes, lockouts and maternity/paternity leave.

Variable Name: **WKWEHR** Position: 1045 Length: 3

Number of hours usually worked at all jobs in a week.

		FREQ	WTD
001 : 126		15,763	16,985,622
140	140 and more	3	1,840
997	Not asked	8,167	7,533,717
998	Don't know	305	326,775
999	Not stated	72	79,944
		=====	=====
		24,310	24,927,899

Coverage: Respondents who answered PW_Q110 = 01 or PW_Q130 = 1.
Source: General Social Survey, 2001, derived from PW_Q180.
Format: I3

Note: Weight variable: WGHT_PER
Includes vacation, illness, strikes, lockouts and maternity/paternity leave.

Variable Name: **PW_Q190** Position: 1048 Length: 1

Some people do all or some of their paid work at home. Excluding overtime, do you usually work any of your scheduled hours at home?

		FREQ	WTD
1	Yes	2,725	2,811,025
2	No	13,307	14,448,605
7	Not asked	8,167	7,533,717
9	Not stated	111	134,552
		=====	=====
		24,310	24,927,899

Coverage: Respondents who answered PW_Q110 = 01 or PW_Q130 = 1.
Source: General Social Survey, 2001.
Format: I1
Weight variable: WGHT_PER

Variable Name: **WKWEHOHR** Position: 1049 Length: 3

Number of paid hours per week usually worked at home.

		FREQ	WTD
001 : 120		2,513	2,599,522
140	140 and more	1	241
997	Not asked	21,585	22,116,874
998	Don't know	200	199,922
999	Not stated	11	11,339
		=====	=====
		24,310	24,927,899

Coverage: Respondents who answered PW_Q190 = 1.
Source: General Social Survey, 2001, derived from PW_Q191.
Format: I3
Weight variable: WGHT_PER

Variable Name: **NAICS16** Position: 1052 Length: 2

North American Industrial Classification System of the respondent - 16 categories.

		FREQ	WTD
01	Agriculture	372	381,193
02	Forestry, fishing, mining, oil and gas	316	331,443
03	Utilities	126	140,415
04	Construction	800	902,224
05	Manufacturing	1,988	2,420,165
06	Trade	2,156	2,378,920
07	Transportation and warehousing	725	796,442
08	Finance, insurance, real estate and leasing	910	1,013,247
09	Professional, scientific and technical services	1,105	1,204,956
10	Management, administrative and other support	607	659,116
11	Educational services	1,164	1,132,903
12	Health care and social assistance	1,798	1,671,501
13	Information, culture and recreation	873	947,275
14	Accommodation and food services	1,009	1,177,573
15	Other services	682	689,071
16	Public administration	952	915,166
97	Not asked	8,163	7,530,066
98	Don't know	0	0
99	Not stated	564	636,222
		=====	=====
		24,310	24,927,899

Coverage: Respondents who answered PW_Q310, PW_Q311, PW_Q313.

Source: General Social Survey, 2001, derived from PW_Q310, PW_Q311, PW_Q312, PW_Q313.

Format: I2

Weight variable: WGHT_PER

Note: Statistics Canada, 1997 Standard Industrial Classification manual.

Variable Name: **SOC91C08** Position: 1054 Length: 2

Standard Occupational Classification (1991) of the respondent - 8 categories.

		FREQ	WTD
01	Management occupations	1,269	1,416,380
02	Professional occupations	2,992	3,016,784
03	Technologists, technicians and technical occupations	1,186	1,227,725
04	Clerical occupations	2,433	2,537,167
05	Sales and services occupations	4,165	4,461,302
06	Trades, transport and equipment operators and related occupations	1,923	2,192,540
07	Occupations unique to primary industries	660	695,479
08	Occupations unique to processing, manufacturing and utilities	1,044	1,298,520
97	Not asked	8,163	7,530,066
98	Don't know	0	0
99	Not stated	475	551,935
		=====	=====
		24,310	24,927,899

Coverage: Respondents who answered PW_Q310, PW_Q311, PW_Q313.

Source: General Social Survey, 2001, derived from PW_Q310, PW_Q311, PW_Q312, PW_Q313.

Format: I2

Weight variable: WGHT_PER

Note: Statistics Canada, 1991 Standard Occupational Classification manual.

Variable Name: **SOC91C10** Position: 1056 Length: 2

Standard Occupational Classification (1991) of the respondent - 10 categories.

		FREQ	WTD
01	Management occupations	1,248	1,401,807
02	Business, finance and administrative occupations	2,881	3,002,019
03	Natural and applied sciences	1,073	1,213,010
04	Health occupations	942	878,204
05	Occupations in social science, education	1,325	1,248,410
06	Artistic/culture/recreation/sport	604	633,854
07	Sales and services occupations	3,915	4,236,413
08	Trades, transport and equipment	1,917	2,188,644
09	Occupations unique to primary industry	657	694,814
10	Occupations unique to processing and manufacturing	1,042	1,295,033
97	Not asked	8,163	7,530,066
98	Don't know	0	0
99	Not stated	543	605,624
		=====	=====
		24,310	24,927,899

Coverage: Respondents who answered PW_Q310, PW_Q311, PW_Q313.
 Source: General Social Survey, 2001, derived from PW_Q310, PW_Q311, PW_Q312, PW_Q313.
 Format: I2
 Weight variable: WGHT_PER
 Note: Statistics Canada, 1991 Standard Occupational Classification manual.

Variable Name: **PW_Q410** Position: 1058 Length: 2

Which of the following best describes the hours you usually work at this job?

		FREQ	WTD
01	a regular daytime schedule or shift?	10,964	11,737,809
02	a regular evening shift?	856	1,026,780
03	a regular night shift?	389	451,327
04	a rotating shift? (one that changes periodically from days to evenings or to nights)	1,609	1,717,772
05	a split shift? (one consisting of two or more distinct periods each day)	138	141,406
06	on call or casual?	422	448,430
07	an irregular schedule?	1,634	1,711,578
08	other?	21	21,757
97	Not asked	8,167	7,533,717
98	Don't know	18	28,149
99	Not stated	92	109,174
		=====	=====
		24,310	24,927,899

Coverage: Respondents who answered PW_Q110 = 01 or PW_Q130 = 1.
 Source: General Social Survey, 2001.
 Format: I2
 Weight variable: WGHT_PER

Variable Name: **PW_Q510** Position: 1060 Length: 1

Are you satisfied or dissatisfied with the balance between your job and family and home life?

		FREQ	WTD
1	Satisfied	12,806	13,920,245
2	Dissatisfied	2,979	3,074,751
3	No opinion	250	274,653
7	Not asked	8,167	7,533,717
8	Don't know	36	50,449
9	Not stated	72	74,084
		=====	=====
		24,310	24,927,899

Coverage: Respondents who answered PW_Q110 = 01 or PW_Q130 = 1.
Source: General Social Survey, 2001.
Format: I1
Weight variable: WGHT_PER

Variable Name: **PW_Q520_C01** Position: 1061 Length: 1

Why are you dissatisfied? Not enough time for family (include spouse/partner and children).

		FREQ	WTD
1	Yes	1,217	1,281,545
2	No	1,751	1,782,069
7	Not asked	21,331	21,853,147
9	Not stated	11	11,137
		=====	=====
		24,310	24,927,899

Coverage: Respondents who answered PW_Q510 = 2.
Source: General Social Survey, 2001.
Format: I1
Weight variable: WGHT_PER

Variable Name: **PW_Q520_C02** Position: 1062 Length: 1

Why are you dissatisfied? Spends too much time on job/main activity.

		FREQ	WTD
1	Yes	1,101	1,130,667
2	No	1,867	1,932,948
7	Not asked	21,331	21,853,147
9	Not stated	11	11,137
		=====	=====
		24,310	24,927,899

Coverage: Respondents who answered PW_Q510 = 2.
Source: General Social Survey, 2001.
Format: I1
Weight variable: WGHT_PER

Variable Name: **PW_Q520_C03** Position: 1063 Length: 1

Why are you dissatisfied? Not enough time for other activities (exclude work or family related activities).

		FREQ	WTD
1	Yes	389	389,845
2	No	2,579	2,673,769
7	Not asked	21,331	21,853,147
9	Not stated	11	11,137
		=====	=====
		24,310	24,927,899

Coverage: Respondents who answered PW_Q510 = 2.
Source: General Social Survey, 2001.
Format: I1
Weight variable: WGHT_PER

Variable Name: **PW_Q520_C04** Position: 1064 Length: 1

Why are you dissatisfied? Cannot find suitable employment activities).

		FREQ	WTD
1	Yes	124	117,548
2	No	2,844	2,946,066
7	Not asked	21,331	21,853,147
9	Not stated	11	11,137
		=====	=====
		24,310	24,927,899

Coverage: Respondents who answered PW_Q510 = 2.
Source: General Social Survey, 2001.
Format: I1
Weight variable: WGHT_PER

Variable Name: **PW_Q520_C05** Position: 1065 Length: 1

Why are you dissatisfied? Employment related reason(s) (exclude spending too much time on job).

		FREQ	WTD
1	Yes	440	464,124
2	No	2,528	2,599,490
7	Not asked	21,331	21,853,147
9	Not stated	11	11,137
		=====	=====
		24,310	24,927,899

Coverage: Respondents who answered PW_Q510 = 2.
Source: General Social Survey, 2001.
Format: I1
Weight variable: WGHT_PER

Variable Name: **PW_Q520_C06** Position: 1066 Length: 1

Why are you dissatisfied? Health reasons (include sleep disorders).

		FREQ	WTD
1	Yes	42	32,295
2	No	2,926	3,031,319
7	Not asked	21,331	21,853,147
9	Not stated	11	11,137
		=====	=====
		24,310	24,927,899

Coverage: Respondents who answered PW_Q510 = 2.
Source: General Social Survey, 2001.
Format: I1
Weight variable: WGHT_PER

Variable Name: **PW_Q520_C07** Position: 1067 Length: 1

Why are you dissatisfied? Family related reason(s) (exclude not enough time for family).

		FREQ	WTD
1	Yes	73	66,115
2	No	2,895	2,997,499
7	Not asked	21,331	21,853,147
9	Not stated	11	11,137
		=====	=====
		24,310	24,927,899

Coverage: Respondents who answered PW_Q510 = 2.
Source: General Social Survey, 2001.
Format: I1
Weight variable: WGHT_PER

Variable Name: **PW_Q520_C08** Position: 1068 Length: 1

Why are you dissatisfied? Other reason(s).

		FREQ	WTD
1	Yes	113	119,187
2	No	2,855	2,944,427
7	Not asked	21,331	21,853,147
9	Not stated	11	11,137
		=====	=====
		24,310	24,927,899

Coverage: Respondents who answered PW_Q510 = 2.
Source: General Social Survey, 2001.
Format: I1
Weight variable: WGHT_PER

Variable Name: **WR_Q100** Position: 1069 Length: 1

Have you ever retired from a former employer?

		FREQ	WTD
1	Yes	1,251	1,134,637
2	No	5,352	5,115,586
7	Not asked	17,615	18,587,686
8	Don't know	55	54,194
9	Not stated	37	35,796
		=====	=====
		24,310	24,927,899

Coverage: Respondents who answered AGE gt or = 50 and WHI_Q10 = 1 and (PW_Q140M = 01 to 12 or PW_Q140M = 98, 99 or PW_Q110 = 01 or PW_Q130 = 1) and not ((WH01_Q60 = 20 and (WF01_Q50Y ne 9997 or WP01_Q50Y ne 9997)) or (WH02_Q60 = 20 and (WF02_Q50Y ne 9997 or WP02_Q50Y ne 9997)) or (WH03_Q60 = 20 and (WF03_Q50Y ne 9997 or WP03_Q50Y ne 9997)) or (WH04_Q60 = 20 and (WF04_Q50Y ne 9997 or WP04_Q50Y ne 9997)) or (WH05_Q60 = 20 and (WF05_Q50Y ne 9997 or WP05_Q50Y ne 9997))).

Source: General Social Survey, 2001.

Format: I1

Weight variable: WGHT_PER

Variable Name: **AGE_RETIREDC** Position: 1070 Length: 4

Age respondent retired.

		FREQ	WTD
0016 : 0064		2,328	2,091,357
65	65 or more	521	461,931
99.7	Not asked	21,302	22,218,230
99.8	Don't know	114	109,253
99.9	Not stated	45	47,127
		=====	=====
		24,310	24,927,899

Coverage: Respondents who answered WH01_Q60...WH05_Q60 = 20 or (AGE >= 50 and WR_Q100 = 1, 8, 9).

Source: General Social Survey, 2001, derived from WR_Q130, WH01_Q60...WH05_Q60, WF01_Q50...WF05_Q50, WP01_Q50...WP05_Q50.

Format: 4.1

Weight variable: WGHT_PER

Variable Name: **BRTHCAN** Position: 1074 Length: 1

Country of birth of the respondent.

		FREQ	WTD
1	Canada	19,908	19,599,569
3	Country outside Canada	4,238	5,146,884
8	Don't know	81	89,876
9	Not stated	83	91,570
		=====	=====
		24,310	24,927,899

Coverage: All respondents.
 Source: General Social Survey, 2001, derived from BPR_Q10.
 Format: I1
 Weight variable: WGHT_PER

Variable Name: **BRTHPRVC** Position: 1075 Length: 2

Province of birth of respondent.

		FREQ	WTD
01	Newfoundland and Labrador	1,341	610,258
02	Prince Edward Island	519	118,751
03	Nova Scotia	1,172	803,410
04	New Brunswick	1,286	691,404
05	Quebec	4,640	5,671,312
06	Ontario	4,913	6,305,565
07	Manitoba	1,328	965,418
08	Saskatchewan	1,630	1,175,518
09	Alberta	1,439	1,487,003
10	British Columbia	1,563	1,692,694
11	Countries outside of Canada	4,238	5,146,884
98	Don't know	102	111,318
99	Not stated	139	148,365
		=====	=====
		24,310	24,927,899

Coverage: All respondents.
 Source: General Social Survey, 2001.
 Format: I2
 Weight variable: WGHT_PER

Variable Name: **BRTHREGC** Position: 1077 Length: 1

Country or region of birth of the respondent.

		FREQ	WTD
1	Province of birth = Residence	16,003	16,041,109
2	Province of birth not same as Residence	3,844	3,495,945
3	Born in Canada/Province Not stated	61	62,515
4	Born outside of Canada - North America/Europe	2,200	2,422,045
5	Born outside of Canada - Other country	1,974	2,648,608
6	Country uncoded	52	66,222
8	Don't know	85	93,176
9	Not stated	91	98,279
		=====	=====
		24,310	24,927,899

Coverage: All respondents.

Source: General Social Survey, 2001, derived from BPR_Q10 and BPR_Q40.

Format: I1

Weight variable: WGHT_PER

Variable Name: **AGEARRIGRC** Position: 1078 Length: 2

Age groups of the respondent when came to live permanently in Canada.

		FREQ	WTD
01	0 to 4	415	465,430
02	5 to 9	333	414,790
03	10 to 14	316	433,946
04	15 to 19	421	553,498
05	20 to 24	754	914,019
06	25 to 29	684	807,575
07	30 to 34	518	590,830
08	35 to 39	274	338,125
09	40 to 44	176	216,089
10	45 to 49	74	94,657
11	50 years and over	136	169,190
97	Not asked - Born in Canada/Canadian citizen by birth	20,041	19,753,407
98	Don't know	74	80,847
99	Not stated	94	95,498
		=====	=====
		24,310	24,927,899

Coverage: Respondents who answered BPR_Q10 = 2.

Source: General Social Survey, 2001, derived from BPR_Q40, RESPYR, RESPMNTH.

Format: I2

Weight variable: WGHT_PER

Note: This variable is expressed in age groups and capped to 50 years.

Variable Name: **POR_Q20** Position: 1080 Length: 1

When you were 15 years of age, what was the approximate population of the city/town you lived in? Was it ...

		FREQ	WTD
1	less than 5 000 population (or rural area)	7,618	6,903,571
2	5 000 to less than 25,000 (population)	3,696	3,770,528
3	25,000 to less than 100,000 (population)	3,570	3,767,008
4	100,000 to 1,000,000 (population)	3,843	4,180,787
5	over 1,000,000 (population)	2,407	2,999,040
7	Not asked	288	404,930
8	Don't know	2,510	2,486,727
9	Not stated	378	415,309
		=====	=====
		24,310	24,927,899

Coverage: Respondents 15 years of age or older.
Source: General Social Survey, 2001.
Format: I1
Weight variable: WGHT_PER

Variable Name: **MIG_Q010** Position: 1081 Length: 1

Did you leave [BPR_Q20] after the age of 15?

		FREQ	WTD
1	Yes	2,269	2,026,252
2	No	1,508	1,398,675
7	Not asked	20,490	21,463,797
8	Don't know	10	8,128
9	Not stated	33	31,047
		=====	=====
		24,310	24,927,899

Coverage: Respondents 15 years of age or older and who answered BPR_Q20 ne 98, 99 and BPR_Q20 ne PRV and BPR_Q10 = 1.
Source: General Social Survey, 2001.
Format: I1
Weight variable: WGHT_PER

Variable Name: **MIG_Q020** Position: 1082 Length: 1

After you left [BPR_Q20], did you go directly to live in [PRRES]?

		FREQ	WTD
1	Yes	1,633	1,510,375
2	No	631	511,755
7	Not asked	22,041	22,901,647
8	Don't know	0	0
9	Not stated	5	4,122
		=====	=====
		24,310	24,927,899

Coverage: Respondents who answered MIG_Q010 = 1.
Source: General Social Survey, 2001.
Format: I1
Weight variable: WGHT_PER

Variable Name: **MIG_Q030** Position: 1083 Length: 1

Since the age of 15, did you ever live in a province other than [PRRES] or outside Canada for a period of more than 6 months?

		FREQ	WTD
1	Yes	2,921	2,421,825
2	No	13,833	14,506,213
7	Not asked	7,199	7,613,860
9	Not stated	357	386,000
		=====	=====
		24,310	24,927,899

Coverage: Respondents who answered (AGE ne 15 and (BPR_Q20 ne 98,99) and BPR_Q20 = PRV and BPR_Q10 = 1) or (AGE ne 15 and not (BPR_Q20 ne 98,99) and BPR_Q20 = PRV and BPR_Q10 = 1) and not (BPR_Q20 ne 98,99) and (BPR_Q20 ne PRV and BPR_Q10 = 1) and (AGEARRI lt 15 or AGEARRI = 997).
Source: General Social Survey, 2001.
Format: I1
Weight variable: WGHT_PER

Variable Name: **MIG_Q040** Position: 1084 Length: 1

Since your arrival in Canada, did you ever live in a province other than [PRRES] or outside Canada for a period of more than 6 months?

		FREQ	WTD
1	Yes	518	554,340
2	No	2,479	3,067,480
7	Not asked	21,287	21,273,111
9	Not stated	26	32,969
		=====	=====
		24,310	24,927,899

Coverage: Respondents who answered (AGE ne 15) and not (BPR_Q20 ne 98, 99) and BPR_Q20 = PRV and BPR_Q10 = 1) and not (BPR_Q20 ne 98, 99) and BPR_Q20 ne PRV and BPR_Q10 = 1) and AGEARRI = 15 to 997.
Source: General Social Survey, 2001.
Format: I1
Weight variable: WGHT_PER

Variable Name: **MIG_Q050** Position: 1085 Length: 1

Since the age of 15, did you live in a province other than [PRRES] or outside Canada for a period of more than 6 months?

		FREQ	WTD
1	Yes	507	437,352
2	No	999	959,689
7	Not asked	22,802	23,529,224
9	Not stated	2	1,634
		=====	=====
		24,310	24,927,899

Coverage: Respondents who answered MIG_Q010 = 2.
Source: General Social Survey, 2001.
Format: I1
Weight variable: WGHT_PER

Variable Name: **MIG_Q060** Position: 1086 Length: 1

Did you ever live in a province other than [PRRES] or outside Canada for a period of more than 6 months?

		FREQ	WTD
1	Yes	243	219,574
2	No	1,388	1,288,851
7	Not asked	22,677	23,417,524
9	Not stated	2	1,950
		=====	=====
		24,310	24,927,899

Coverage: Respondents who answered MIG_Q020 = 1.
Source: General Social Survey, 2001.
Format: I1
Weight variable: WGHT_PER

Variable Name: **MIG_Q080C** Position: 1087 Length: 2

Since the age of 15, in which province or country did you first live in for a period of more than 6 months?

		FREQ	WTD
01	Newfoundland and Labrador	34	32,653
02	Prince Edward Island	21	16,609
03	Nova Scotia	192	123,755
04	New Brunswick	109	72,924
05	Quebec	206	180,767
06	Ontario	649	430,730
07	Manitoba	131	125,912
08	Saskatchewan	104	98,084
09	Alberta	456	371,741
10	British Columbia	362	315,656
11	Yukon	34	30,119
12	Northwest Territories	612	608,665
13	Nunavut	0	0
14	Outside Canada	0	0
97	Not asked	21,389	22,506,074
99	Not stated	11	14,211
		=====	=====
		24,310	24,927,899

Coverage: Respondents who answered MIG_Q030 = 1.
 Source: General Social Survey, 2001.
 Format: I2
 Weight variable: WGHT_PER

Variable Name: **MIG_Q090C** Position: 1089 Length: 2

In which province or country did you first live in for a period of more than 6 months? (After the age of 15)?

		FREQ	WTD
01	Newfoundland and Labrador	24	23,475
02	Prince Edward Island	18	13,820
03	Nova Scotia	108	76,319
04	New Brunswick	76	57,605
05	Quebec	207	220,050
06	Ontario	391	327,267
07	Manitoba	149	153,208
08	Saskatchewan	114	110,525
09	Alberta	282	248,212
10	British Columbia	223	213,110
11	Yukon	35	29,362
12	Northwest Territories	262	242,296
13	Nunavut	0	0
14	Outside Canada	0	0
97	Not asked	22,411	23,204,878
99	Not stated	10	7,772
		=====	=====
		24,310	24,927,899

Coverage: Respondents who answered MIG_Q020 = 2 or MIG_Q040 = 1 or MIG_Q050 = 1 or MIG_Q060 = 1.

Source: General Social Survey, 2001.

Format: I2

Weight variable: WGHT_PER

Variable Name: **AGE_FIRSTOTHPRV** Position: 1091 Length: 4

Age of respondent when MOVED to live in another province for more than 6 months.

		FREQ	WTD
0000 : 0073		4,518	3,876,838
99.5	Same date as arrival in Canada	101	110,822
99.7	Not asked	19,490	20,783,053
99.8	Do not know	173	136,130
99.9	Not stated	28	21,056
		=====	=====
		24,310	24,927,899

Coverage: Respondents who answered MIG_Q030 = 1 or MIG_Q020 = 2 or MIG_Q040 = 1 or MIG_Q050 = 1 or MIG_Q060 = 1.

Source: General Social Survey, 2001, derived from MIG_Q100M, MIG_Q100Y and MIG_Q100A.

Format: F4.1

Weight variable: WGHT_PER

Variable Name: **DUR_FIRSTOTHPRV** Position: 1095 Length: 3

Duration of stay in months the FIRST TIME the respondent lived in a province or outside Canada for a period of more than 6 months since the age of 15.

		FREQ	WTD
000 : 480		4,586	3,922,410
995	Still live there	40	41,010
997	Not asked	19,591	20,893,875
998	Don't know	73	56,676
999	Not stated	20	13,929
		=====	=====
		24,310	24,927,899

Coverage: Respondents who answered (MIG_Q110 = 1 and MIG_Q111 = 1 to 100) or (MIG_Q110 = 2 and MIG_Q112 = 1 to 100) or (MIG_Q110 = 3 and MIG_Q113 = 1 to 50) or (MIG_Q110 = 4 and MIG_Q114 = 1 to 40) or MIG_Q110 = 8, 9.

Source: General Social Survey, 2001, derived from MIG_Q110, MIG_Q111, MIG_Q112, MIG_Q113 and MIG_Q114.

Format: I3

Weight variable: WGHT_PER

Variable Name: **MIG_Q120C** Position: 1098 Length: 2

In what province or country did you live in next for more than 6 months?

		FREQ	WTD
01	Newfoundland and Labrador	270	114,704
02	Prince Edward Island	149	34,743
03	Nova Scotia	331	205,129
04	New Brunswick	322	159,957
05	Quebec	486	527,090
06	Ontario	982	1,111,253
07	Manitoba	278	198,682
08	Saskatchewan	306	195,237
09	Alberta	558	528,387
10	British Columbia	691	645,764
11	Yukon	23	15,300
12	Northwest Territories	249	227,965
13	Nunavut	0	0
14	Countries outside of Canada	0	0
97	Not asked	19,631	20,934,884
99	Not stated	34	28,804
		=====	=====
		24,310	24,927,899

Coverage: Respondents who answered MIG_Q110 = 1, 2, 3, 4, 8, 9.

Source: General Social Survey, 2001.

Format: I2

Weight variable: WGHT_PER

Variable Name: **DUR_NXTOTHPRV** Position: 1100 Length: 3

Duration of stay in months the SECOND TIME the respondent lived in a province or outside Canada for a period of more than 6 months since the age of 15.

		FREQ	WTD
000 : 480		1,456	1,180,179
995	Still live there	3,136	2,744,318
997	Not asked	19,631	20,934,884
998	Don't know	54	41,204
999	Not stated	33	27,313
		=====	=====
		24,310	24,927,899

Coverage: Respondents who answered (MIG_Q130 = 1 and MIG_Q131 = 1 to 100) or (MIG_Q130 = 2 and MIG_Q132 = 1 to 100) or (MIG_Q130 = 3 and MIG_Q133 = 1 to 50) or (MIG_Q130 = 4 and MIG_Q134 = 1 to 40) or MIG_Q130 = 8, 9.

Source: General Social Survey, 2001, derived from MIG_Q130, MIG_Q131, MIG_Q132, MIG_Q133 and MIG_Q134.

Format: I3

Weight variable: WGHT_PER

Variable Name: **DWELC** Position: 1103 Length: 1

Dwelling type of the respondent.

		FREQ	WTD
1	Single-detached house	15,322	16,585,749
2	Low-rise apartment (< 5 stories)	3,673	2,963,031
3	High-rise apartment (5 + stories)	1,500	1,457,702
4	Other	3,320	3,406,718
9	Not stated	495	514,699
		=====	=====
		24,310	24,927,899

Coverage: All respondents.

Source: General Social Survey, 2001, derived from DW_Q10.

Format: I1

Weight variable: WGHT_PER

Note: Other includes semi-detached, garden/town/row house, duplex, trailer or mobile home.

Variable Name: **DWELLOWN** Position: 1104 Length: 1

Is this dwelling owned by a member of this household?

		FREQ	WTD
1	Yes	16,328	17,734,388
2	No	7,456	6,647,374
9	Not stated	526	546,136
		=====	=====
		24,310	24,927,899

Coverage: All respondents.
Source: General Social Survey, 2001, derived from DW_Q20.
Format: I1
Weight variable: WGHT_PER

Variable Name: **LANCH** Position: 1105 Length: 2

First childhood language of the respondent.

		FREQ	WTD
01	English only	15,073	13,838,901
02	French only	4,908	5,833,168
03	Other language only	3,739	4,602,211
04	English and French equally	132	142,847
05	English and Other equally	143	170,901
06	French and Other equally	21	25,444
07	English, French and Other equally	8	6,836
99	Not stated	286	307,591
		=====	=====
		24,310	24,927,899

Coverage: All respondents.
Source: General Social Survey, 2001, derived from LN_Q100.
Format: I2
Weight variable: WGHT_PER

Variable Name: **LANCHSUE** Position: 1107 Length: 1

Respondent still understands first childhood language -English.

		FREQ	WTD
1	Yes, English still understood	15,355	14,158,670
2	No	1	815
7	Not asked	8,954	10,768,414
9	Not stated	0	0
		=====	=====
		24,310	24,927,899

Coverage: Respondents who answered LN_Q100 = 11.
Source: General Social Survey, 2001, derived from LN_Q100, LN_Q110.
Format: I1
Weight variable: WGHT_PER

Variable Name: **LANCHSUF** Position: 1108 Length: 1

Respondent still understands first childhood language -French.

		FREQ	WTD
1	Yes, French still understood	5,021	5,960,994
2	No	48	47,301
7	Not asked	19,241	18,919,604
9	Not stated	0	0
		=====	=====
		24,310	24,927,899

Coverage: Respondents who answered LN_Q100 = 12.
 Source: General Social Survey, 2001, derived from LN_Q100, LN_Q110.
 Format: I1
 Weight variable: WGHT_PER

Variable Name: **LANCHSUO** Position: 1109 Length: 1

Respondent still understands first childhood language - Other.

		FREQ	WTD
1	Yes, Other language still understood	3,760	4,663,353
2	No	146	133,903
7	Not asked	20,399	20,122,507
9	Not stated	5	8,136
		=====	=====
		24,310	24,927,899

Coverage: Respondents who answered LN_Q100 = 13, 14, 15, 16, 17, 18, 19, 20, 21, 22, 23, 24, 25, 26.
 Source: General Social Survey, 2001, derived from LN_Q100.
 Format: I1
 Weight variable: WGHT_PER

Variable Name: **LANHSDC** Position: 1110 Length: 1

Respondent's household language.

		FREQ	WTD
1	English only	17,380	16,248,306
2	French only	4,501	5,451,136
3	Other language	2,154	2,935,069
8	Don't know	3	2,582
9	Not stated	272	290,805
		=====	=====
		24,310	24,927,899

Coverage: All respondents.
 Source: General Social Survey, 2001, derived from LN_Q140.
 Format: I1
 Weight variable: WGHT_PER

Note: Other includes other language only, English and French equally, English and other equally, French and other equally and English, French and other equally.

Variable Name: **RELIG6** Position: 1111 Length: 1

Religion of respondent. In six categories.

		FREQ	WTD
1	No religion	4,038	4,305,923
2	Roman Catholic	9,757	10,500,504
3	United Church	2,472	2,131,629
4	Protestant	5,881	5,442,761
5	Non-protestant	1,288	1,657,579
6	Other or unknown	42	42,295
8	Don't know	6	3,076
9	Not stated	826	844,132
		=====	=====
		24,310	24,927,899

Coverage: All respondents.
 Source: General Social Survey 2001, derived from RL_Q100, RL_Q101.
 Format: I1
 Weight variable: WGHT_PER

Note: See 2001 Census Code List for religion.

Variable Name: **RELIGATT** Position: 1112 Length: 1

Religious attendance of the respondent.

		FREQ	WTD
1	At least once a week	5,010	4,927,916
2	At least once a month	2,363	2,403,731
3	A few times a year	4,378	4,531,573
4	At least once a year	1,794	1,937,396
5	Not at all/never	5,893	5,947,206
7	Not asked	4,032	4,302,228
8	Don't know	142	163,912
9	Not stated	698	713,937
		=====	=====
		24,310	24,927,899

Coverage: Respondents who answered RL_Q100 ne 00.
 Source: General Social Survey, 2001, derived from RL_Q110.
 Format: I1
 Weight variable: WGHT_PER

Variable Name: **RL_Q120** Position: 1113 Length: 1

At the age of 15, other than on special occasions, (such as weddings, funerals or baptisms) did you attend religious services or meetings ...

		FREQ	WTD
1	at least once a week?	11,214	10,897,396
2	at least once a month?	2,273	2,357,012
3	a few times a year?	2,675	2,885,003
4	at least once a year?	1,200	1,390,137
5	not at all? [Include those who answer having no religion]	5,901	6,318,513
8	Don't know	323	346,176
9	Not stated	724	733,662
		=====	=====
		24,310	24,927,899

Coverage: All respondents.
Source: General Social Survey, 2001.
Format: I1
Weight variable: WGHT_PER

Variable Name: **ACMPRYR** Position: 1114 Length: 2

During the past 12 months, was your spouse's/partner's main activity working at a paid job or business, looking for paid work, going to school, caring for children, household work, retired or something else?

		FREQ	WTD
01	Working at a paid job or business	8,092	9,291,072
02	Looking for paid work	142	166,509
03	Going to school	215	259,870
04	Caring for children	669	881,754
05	Household work	736	941,056
06	Retired	2,267	2,508,342
07	Maternity/paternity leave	46	58,798
08	Long term illness	229	224,315
09	Other	56	61,116
97	Not asked	11,042	9,570,107
99	Not stated	816	964,960
		=====	=====
		24,310	24,927,899

Coverage: Respondents who are married or living in common-law.
Source: General Social Survey, 2001, derived from MAP_Q10.
Format: I2
Weight variable: WGHT_PER

Note:

Variable Name: **MAP_Q20** Position: 1116 Length: 1

Was he/she studying full-time or part-time?

		FREQ	WTD
1	Full-time	189	227,299
2	Part-time	24	29,785
7	Not asked	24,095	24,668,029
8	Don't know	0	0
9	Not stated	2	2,785
		=====	=====
		24,310	24,927,899

Coverage: Respondents who answered MAP_Q10 = 03.
Source: General Social Survey, 2001.
Format: I1
Weight variable: WGHT_PER

Variable Name: **MAP_Q30** Position: 1117 Length: 1

Did he/she have a job or was he/she self-employed at any time during the past 12 months?

		FREQ	WTD
1	Yes	782	933,514
2	No	3,562	4,145,196
7	Not asked	19,134	18,861,179
8	Don't know	38	50,886
9	Not stated	794	937,124
		=====	=====
		24,310	24,927,899

Coverage: Respondents who answered MAP_Q10 = 02, 03, 04, 05, 06, 07, 08, 09, 99.
Source: General Social Survey, 2001.
Format: I1
Weight variable: WGHT_PER

Variable Name: **MAP_Q31** Position: 1118 Length: 2

How many weeks did he/she work during the past 12 months?

		FREQ	WTD
01 : 52		8,654	9,966,758
97	Not asked	15,436	14,703,312
98	Don't know	183	212,470
99	Not stated	37	45,359
		=====	=====
		24,310	24,927,899

Coverage: Respondents who answered MAP_Q10 = 01 or MAP_Q30 = 1.
Source: General Social Survey, 2001.
Format: I2
Weight variable: WGHT_PER

Variable Name: **MAP_Q32** Position: 1120 Length: 1

Was he/she working full-time or part-time?

		FREQ	WTD
1	Full-time	7,589	8,667,211
2	Part-time	1,233	1,494,116
7	Not asked	15,436	14,703,312
8	Don't know	27	30,941
9	Not stated	25	32,318
		=====	=====
		24,310	24,927,899

Coverage: Respondents who answered MAP_Q10 = 01 or MAP_Q30 = 1.
 Source: General Social Survey, 2001.
 Format: I1
 Weight variable: WGHT_PER

Variable Name: **MAP_Q40** Position: 1121 Length: 1

During the past 12 months, was he/she ever without a job AND looking for work?

		FREQ	WTD
1	Yes	751	847,548
2	No	4,605	5,240,560
7	Not asked	18,064	17,773,570
9	Not stated	890	1,066,221
		=====	=====
		24,310	24,927,899

Coverage: Respondents who answered MAP_Q30 = 2, 8, 9 or MAP_Q31 = 1 to 52 or MAP_Q31 = 98, 99.
 Source: General Social Survey, 2001.
 Format: I1
 Weight variable: WGHT_PER

Variable Name: **EDUPR5** Position: 1122 Length: 1

Respondent's spouse/partner's education level

		FREQ	WTD
1	Doctorate/masters/bachelor's degree	2,648	3,110,337
2	Diploma/certificate from community college or trade/technical	2,184	2,568,178
3	Some university/community college	986	1,106,814
4	High school diploma	3,351	3,869,443
5	Some secondary/elementary/no schooling	2,798	3,145,180
6	Other behind elementary/high school	9	10,076
7	Not asked	11,042	9,570,107
8	Don't know	389	471,590
9	Not stated	903	1,076,173
		=====	=====
		24,310	24,927,899

Coverage: Respondents who answered MAP_Q50 = 01 or 02-14, 98, 99.
Source: General Social Survey, 2001, derived from MAP_Q50.
Format: I1
Weight variable: WGHT_PER

Variable Name: **EDUPR10** Position: 1123 Length: 2

Respondent's spouse/partner's education level.

		FREQ	WTD
01	Doctorate/masters/some graduate	655	757,805
02	Bachelor's degree	1,993	2,352,532
03	Diploma/certificate from community college	1,250	1,551,989
04	Diploma/certificate from trade/technical	934	1,016,189
05	Some university	423	436,162
06	Some community college/CEGEP/nursing	346	434,693
07	Some trade/technical	217	235,959
08	High school diploma	3,351	3,869,443
09	Some secondary/high school	1,966	2,185,429
10	Elementary school/no schooling	832	959,751
11	Other behind elementary/high school	9	10,076
97	Not asked	11,042	9,570,107
98	Don't know	389	471,590
99	Not stated	903	1,076,173
		=====	=====
		24,310	24,927,899

Coverage: Respondents who answered MAP_Q50 = 01 or 02-14, 98, 99.
Source: General Social Survey, 2001, derived from MAP_Q50.
Format: I2
Weight variable: WGHT_PER

Variable Name: **IN_Q0110** Position: 1125 Length: 2

Various measures of income are needed to study the relationship between an individual's overall economic situation and their family life. What was your main source of income during the past 12 months?

		FREQ	WTD
01	Employment or self-employment (wages, salaries, commissions and tips)	14,919	16,150,141
02	Employment insurance	223	196,687
03	Worker's compensation	96	94,050
04	Benefits from Canada or Quebec Pension Plan	1,511	1,317,419
05	Retirement pensions, superannuation and annuities	1,810	1,595,126
06	Basic Old Age Security	839	653,144
07	Guaranteed Income Supplement or Spouse's Allowance	73	53,343
08	Child Tax Benefit	68	77,238
09	Provincial or municipal social assistance or welfare	688	516,244
10	Child Support/Alimony	60	52,459
11	Other Income (eg. Rental income, scholarships, other government income, dividends and interest on bonds, deposits and savings, stocks, mutual funds, etc.)	1,131	1,091,922
95	No income	1,401	1,645,426
98	Don't know	326	327,815
99	Not stated	1,165	1,156,887
		=====	=====
		24,310	24,927,899

Coverage: All respondents.
 Source: General Social Survey, 2001.
 Format: I2
 Weight variable: WGHT_PER

Variable Name: **INCM** Position: 1127 Length: 2

Annual personal income of the respondent.

		FREQ	WTD
01	No income	1,573	1,822,714
02	Less than \$5,000	755	942,079
03	\$5,000 to \$9,999	1,442	1,523,708
04	\$10,000 to \$14,999	1,927	1,739,922
05	\$15,000 to \$19,999	1,389	1,320,987
06	\$20,000 to \$29,999	2,739	2,643,753
07	\$30,000 to \$39,999	2,541	2,546,719
08	\$40,000 to \$49,999	1,830	1,876,225
09	\$50,000 to \$59,999	1,254	1,310,748
10	\$60,000 to \$79,999	1,237	1,382,848
11	\$80,000 to \$99,999	412	455,236
12	\$100,000 or more	582	654,766
98	Don't know	3,394	3,502,171
99	Not stated	3,235	3,206,024
		=====	=====
		24,310	24,927,899

Coverage: All respondents.
 Source: General Social Survey, 2001, derived from IN_Q0120.
 Format: I2
 Weight variable: WGHT_PER

Variable Name: **INCMMEMC** Position: 1129 Length: 1

Not including the respondent, number of household members receiving income from any source, during the past 12 months.

		FREQ	WTD
0	No other member	2,114	1,978,807
1	One member	11,425	12,372,075
2	Two members	2,240	3,400,803
3	Three members or more	1,038	2,015,769
7	Not asked	6,089	3,324,269
9	Not stated	1,404	1,836,175
		=====	=====
		24,310	24,927,899

Coverage: Respondents who answered HSDSIZE => 2.
 Source: General Social Survey, 2001, derived from IN_Q0200.
 Format: I1
 Weight variable: WGHT_PER

Variable Name: **INCMHSD** Position: 1130 Length: 2

Total household income.

		FREQ	WTD
01	No income or loss	108	83,673
02	Less than \$5,000	89	53,228
03	\$5,000 to \$9,999	537	348,012
04	\$10,000 to \$4,999	1,146	778,578
05	\$15,000 to \$19,999	1,051	871,301
06	\$20,000 to \$29,999	2,010	1,706,685
07	\$30,000 to \$39,999	2,351	2,177,792
08	\$40,000 to \$49,999	1,924	1,892,551
09	\$50,000 to \$59,999	1,969	2,081,639
10	\$60,000 to \$79,999	2,475	2,831,958
11	\$80,000 to \$99,999	1,570	1,889,674
12	\$100,000 or more	2,121	2,783,936
98	Don't know	3,320	3,657,679
99	Not stated	3,639	3,771,193
		=====	=====
		24,310	24,927,899

Coverage: All respondents.

Source: General Social Survey 2001, derived from IN_Q0120, IN_Q5000-IN_Q100000.

Format: I2

Weight variable: WGHT_PER

Variable Name: **WTBS_001** Position: 1132 Length: 10

Bootstrap weight # 1 for personal weight.

Coverage: All respondents.

Source: General Social Survey 2001.

Format: F10.4

Weight variable: WGHT_PER

Note: WTBS_002 to WTBS_200 can be found in the file but are not present in this documentation due to limited system capacity.

INDEX

A	
ACMPRYR.....	278
ACMYRC.....	254
AGE_1ST_CHANGE.....	21
AGE_2ND_CHANGE.....	23
AGE_3RD_CHANGE.....	24
AGE_4TH_CHANGE.....	26
AGE_5TH_CHANGE.....	27
AGE_CL_MA0.....	77
AGE_CL1C.....	104
AGE_CL2.....	107
AGE_CL3.....	110
AGE_CU0C.....	94
AGE_DIPSEC.....	134
AGE_DIV_MARR1.....	81
AGE_DIV_MARR2C.....	86
AGE_DIV_MARR3.....	91
AGE_DTH_CL1C.....	104
AGE_DTH_CL2.....	107
AGE_DTH_CL3.....	110
AGE_DTH_MARR1C.....	81
AGE_DTH_MARR2C.....	86
AGE_DTH_MARR3C.....	91
AGE_EXPSTUEND.....	156
AGE_FATHER_DIEDC.....	38
AGE_FDIEDC.....	19
AGE_FIRSTOTHPRV.....	272
AGE_INT1BEGC.....	235
AGE_INT1ENDC.....	236
AGE_INT2BEGC.....	237
AGE_INT2ENDC.....	238
AGE_INT3BEGC.....	239
AGE_INT3ENDC.....	240
AGE_INT4BEGC.....	241
AGE_INT4ENDC.....	242
AGE_INT5BEGC.....	243
AGE_INT5ENDC.....	244
AGE_LFTHOMF.....	50
AGE_LFTHOMLC.....	58
AGE_LIVCUAPPC.....	69
AGE_MA0C.....	71
AGE_MARR1C.....	78
AGE_MARR2C.....	83
AGE_MARR3C.....	88
AGE_MAT1BEG.....	245
AGE_MAT1END.....	246
AGE_MAT2BEG.....	246
AGE_MAT2END.....	247
AGE_MAT3BEG.....	247
AGE_MAT3END.....	248
AGE_MAT4BEG.....	248
AGE_MAT4END.....	249
AGE_MAT5BEG.....	249
AGE_MAT5END.....	250
AGE_MDIEDC.....	18
AGE_MOTHER_DIEDC.....	30
AGE_OPER.....	118
AGE_PARLSEP.....	45
AGE_PAT1BEG.....	251
AGE_PAT1END.....	251
AGE_PAT2BEG.....	252
AGE_PAT2END.....	252
AGE_PAT3BEG.....	253
AGE_PAT3END.....	253
AGE_RETHOMF.....	53
AGE_RETHOML.....	47
AGE_RETIREDC.....	265
AGE_SEP_CL1.....	104
AGE_SEP_CL2.....	107
AGE_SEP_CL3.....	110
AGE_SEP_MA0C.....	70
AGE_SEP_MARR1C.....	80
AGE_SEP_MARR2.....	85
AGE_SEP_MARR3.....	90
AGE_STU1BEG.....	138
AGE_STU1END.....	138
AGE_STU2BEG.....	142
AGE_STU2END.....	142
AGE_STU3BEG.....	146
AGE_STU3END.....	146
AGE_STU4BEG.....	150
AGE_STU4END.....	150
AGE_STU5BEG.....	154
AGE_STU5END.....	154

AGE_STUEND.....	155	CHANGE5.....	27
AGE_SUBTFDTH.....	20	CHDDECC.....	9
AGE_SUBTMDTH.....	19	CHDINFTC.....	8
AGE_WK1BEGC.....	161	CHDINPTC.....	8
AGE_WK1ENDC.....	162	CHDOUTC.....	9
AGE_WK2BEGC.....	176	CHG_BEF_AGE15.....	20
AGE_WK2ENDC.....	177	CHRINHSDC.....	5
AGE_WK3BEGC.....	191	CLPR_CL1.....	102
AGE_WK3ENDC.....	192	CLPR_CL2.....	105
AGE_WK4BEGC.....	206	CLPR_CL3.....	108
AGE_WK4ENDC.....	207	CLPR_MARR1.....	79
AGE_WK5BEGC.....	222	CLPR_MARR2.....	83
AGE_WK5ENDC.....	222	CLPR_MARR3.....	88
AGEARRIGRC.....	267	CLRESPR_MARR1.....	79
AGEC.....	1	CLRESPR_MARR2.....	84
AGECLPR_MARR1.....	79	CLRESPR_MARR3.....	89
AGECLPR_MARR2.....	84	CONTR_C01.....	121
AGECLPR_MARR3.....	89	CONTR_C02.....	121
AGEDIFGR_CL1.....	103	CONTR_C03.....	121
AGEDIFGR_CL2.....	106	CONTR_C04.....	122
AGEDIFGR_CL3.....	109	CONTR_C05.....	122
AGEDIFGR_CU0.....	95	CONTR_C06.....	122
AGEDIFGR_MA0.....	72	CONTR_C07.....	123
AGEDIFGR_MARR1.....	82	CONTR_C08.....	123
AGEDIFGR_MARR2.....	87	CONTR_C09.....	123
AGEDIFGR_MARR3.....	92	CONTR_U2Y.....	124
AGEGR10.....	2	COR_Q10.....	111
AGEGR5.....	2	COR_Q20.....	112
AGELTWKC.....	256	COR_Q31.....	113
AGEPR_OPER.....	120	COR_Q41.....	113
AGEPRGRDIF.....	4	COR_Q70.....	114
B		CU0_Q107.....	93
BRTHCAN.....	266	CU0_Q120.....	94
BRTHF_LIV.....	19	CU0_Q140.....	95
BRTHFCAN.....	39	CU0_Q145.....	97
BRTHFCR.....	39	CU0_Q146.....	97
BRTHM_LIV.....	18	CU0_Q147.....	98
BRTHMCAN.....	30	CU0_Q220.....	98
BRTHMCR.....	31	CUE_Q120.....	100
BRTHPRVC.....	266	CUE_Q130.....	100
BRTHREGC.....	267	CUE_Q140.....	100
C		CUE_Q150.....	101
CHANGE1.....	21	CUE_Q160.....	101
CHANGE2.....	22	CURRCL_CL1.....	101
CHANGE3.....	24	CURRCL_CL2.....	105
CHANGE4.....	25	CURRCL_CL3.....	108

CURRMARR_MARR1	78	ED2_Q110	140
CURRMARR_MARR2	82	ED2_Q122	140
CURRMARR_MARR3	87	ED2_Q141	141
D		ED2_Q142	141
DOF_Q30.....	46	ED2_Q150	143
DOF_Q40.....	46	ED2_Q170	143
DUR_FIRSTOTHPRV	273	ED3_Q110	144
DUR_INT1	236	ED3_Q122	144
DUR_INT2	238	ED3_Q141	145
DUR_INT3	240	ED3_Q142	145
DUR_INT4	242	ED3_Q150	147
DUR_INT5	244	ED3_Q170	147
DUR_MAT1	246	ED4_Q110	148
DUR_MAT2	247	ED4_Q122	148
DUR_MAT3	248	ED4_Q141	149
DUR_MAT4	249	ED4_Q142	149
DUR_MAT5	250	ED4_Q150	151
DUR_NXTOTHPRV	274	ED4_Q170	151
DUR_PAT1.....	252	ED5_Q110	152
DUR_PAT2.....	253	ED5_Q122	152
DUR_PAT3.....	254	ED5_Q141	153
DUR_STU1.....	138	ED5_Q142	153
DUR_STU2.....	142	EDE_Q10.....	155
DUR_STU3.....	146	EDE_Q30.....	156
DUR_STU4.....	150	EDE_Q60.....	158
DUR_STU5.....	154	EDE_Q70.....	159
DUR_USECONTR.....	124	EDF_Q40	41
DUR_WK1	162	EDM_Q40.....	33
DUR_WK2	177	EDU10	158
DUR_WK3	192	EDU5	157
DUR_WK4	207	EDUF10	40
DUR_WK5	223	EDUF5	40
DUR_WKTOT.....	234	EDUM10.....	32
DWELC	274	EDUM5.....	31
DWELLOWN.....	275	EDUPR10	281
E		EDUPR5	281
ED0_Q10	133	EDUSTAT	255
ED0_Q20	134	END_CL1	103
ED0_Q21	134	END_CL2	106
ED1_Q110	135	END_CL3	109
ED1_Q120	136	END_MARR1.....	80
ED1_Q122	136	END_MARR2.....	85
ED1_Q141	137	END_MARR3.....	90
ED1_Q142	137	EVER_CL.....	68
ED1_Q150	139	EVER_LEGMARR.....	68
ED1_Q170	139		

F			
F_LIVW.....	44	LANCHSUF.....	276
F_ROLE.....	15	LANCHSUO.....	276
F_YRBORN.....	41	LANHSDC.....	276
F15SOC91C08.....	42	LEG_MARSTAT.....	68
F15SOC91C10.....	43	LHH_Q110.....	46
FAMTYPE.....	7	LHN_Q110.....	49
FATHER_LIV.....	37	LIVARR08.....	6
FI_Q130.....	118	LIVARR12.....	6
FI_Q131.....	118	M	
FI_Q140.....	119	M_LIVW.....	35
FI_Q230.....	119	M_ROLE.....	14
FI_Q231.....	119	M_YRBORN.....	32
FI_Q240.....	120	M15SOC91C08.....	33
FIFTH_CHANGE.....	26	M15SOC91C10.....	34
FIRST_CHANGE.....	20	MA0_Q120.....	72
FOURTH_CHANGE.....	25	MA0_Q140.....	73
G		MA0_Q141.....	73
GU_Q110.....	12	MA0_Q145.....	75
GU_Q120.....	12	MA0_Q146.....	75
GU_Q130.....	13	MA0_Q147.....	76
GU_Q140.....	13	MA0_Q150.....	76
GU_Q150.....	14	MAE_Q140.....	77
GU_Q160.....	15	MAP_Q20.....	279
GU_Q170.....	16	MAP_Q30.....	279
GU_Q180.....	16	MAP_Q31.....	279
GU_Q190.....	17	MAP_Q32.....	280
GU_Q200Y.....	17	MAP_Q40.....	280
GU_Q210.....	17	MARSTAT.....	3
GU_Q220YC.....	18	MIG_Q010.....	268
H		MIG_Q020.....	269
HSDSIZEC.....	7	MIG_Q030.....	269
I		MIG_Q040.....	270
IN_Q0110.....	282	MIG_Q050.....	270
INCM.....	283	MIG_Q060.....	270
INCMHSD.....	284	MIG_Q080C.....	271
INCMMEMC.....	283	MIG_Q090C.....	272
L		MIG_Q120C.....	273
LAF_Q10.....	43	MOTHER_LIV.....	29
LAF_Q50.....	44	MSPR_CL1.....	102
LAF_Q60.....	45	MSPR_CL2.....	105
LAM_Q10.....	34	MSPR_CL3.....	108
LAM_Q50.....	35	MSPR_MARR1.....	78
LAM_Q60.....	36	MSPR_MARR2.....	83
LANCH.....	275	MSPR_MARR3.....	88
LANCHSUE.....	275	MULTIGEN.....	10
		MWR_Q110.....	36

N		PW_Q190.....	258
NAICS16.....	259	PW_Q410.....	261
NO_ADBRSIC	63	PW_Q510.....	262
NO_ADOPCHDC.....	112	PW_Q520_C01	262
NO_BRSIGRWC.....	65	PW_Q520_C02.....	262
NO_BRASILIVC.....	66	PW_Q520_C03.....	263
NO_BRTCHDC.....	114	PW_Q520_C04.....	263
NO_CHCLPRC.....	96	PW_Q520_C05.....	263
NO_CHRI.....	117	PW_Q520_C06.....	264
NO_CHSPOC	74	PW_Q520_C07.....	264
NO_CHU19CLPRC.....	96	PW_Q520_C08.....	264
NO_CHU19SPOC	74	R	
NO_CL_FOMARR.....	71	RANK_CURRCL	99
NO_CL_NOMARR	99	RANK_CURRMARR.....	69
NO_DIFF_F.....	28	RANK_CURRUN.....	93
NO_DIFF_M.....	28	RANK_INT1.....	237
NO_FLBRSIC.....	64	RANK_INT2.....	239
NO_GRNDCHDC	115	RANK_INT3.....	241
NO_INT	235	RANK_INT4.....	243
NO_LFTHOMC.....	50	RANK_INT5.....	244
NO_MARR_NOCL	70	REA_LFTHOMF_C01	51
NO_MARREVER.....	70	REA_LFTHOMF_C02	51
NO_MAT.....	245	REA_LFTHOMF_C03	51
NO_OBRASILIVC.....	67	REA_LFTHOMF_C04	52
NO_PAT	251	REA_LFTHOMF_C07	52
NO_STEPCHDC	111	REA_LFTHOMF_C09	53
NO_STU	135	REA_LFTHOMF_C10	53
NO_WKFULL	160	REA_LFTHOMFC_C08.....	52
NO_WKPART.....	160	REA_LFTHOML_C01	58
NO_WKPER.....	161	REA_LFTHOML_C02	58
O		REA_LFTHOML_C03	59
OC_Q10.....	115	REA_LFTHOML_C04	59
OC_Q20	116	REA_LFTHOML_C05	59
OC_Q21	116	REA_LFTHOML_C06.....	60
P		REA_LFTHOML_C07.....	60
PAR_EVERSEPDIV	38	REA_LFTHOML_C08.....	60
PARHSDC	5	REA_LFTHOML_C09.....	61
POR_Q20.....	268	REA_LFTHOML_C10.....	61
PR_CL.....	92	REA_RETHOMF_C01	54
PR_PREG	117	REA_RETHOMF_C02.....	54
PRYPEC.....	5	REA_RETHOMF_C03.....	54
PRV.....	11	REA_RETHOMF_C04.....	55
PW_Q130.....	255	REA_RETHOMF_C05.....	55
PW_Q150.....	256	REA_RETHOMF_C06.....	55
PW_Q160.....	257	REA_RETHOMF_C07.....	56
PW_Q161.....	257	REA_RETHOMF_C08.....	56

REA_RETHOMF_C09.....	56	SUBTF_LIV	37
REA_RETHOMF_C10.....	57	SUBTM_LIV	30
REA_RETHOMF_C11.....	57	T	
REA_RETHOMF_C12.....	57	THIRD_CHANGE.....	23
REA_RETHOML_C01.....	47	TOT_UNION.....	67
REA_RETHOML_C02.....	47	TOTALCHDC	10
REA_RETHOML_C03.....	48	U	
REA_RETHOML_C04.....	48	USE_CONTR	120
REA_RETHOML_C05.....	48	V	
REA_RETHOML_C09.....	49	VA_Q010.....	125
REA_RETHOMLC_C06.....	49	VA_Q020.....	125
RECID.....	1	VA_Q030.....	126
REGION	11	VA_Q040.....	126
RELIG6.....	277	VA_Q050.....	127
RELIGATT.....	277	VA_Q060.....	127
RL_Q120.....	278	VA_Q070.....	128
S		VA_Q110.....	128
SAW01_Q10.....	175	VA_Q120.....	129
SAW01_Q30.....	175	VA_Q130.....	129
SAW01_Q60.....	175	VA_Q200.....	130
SAW02_Q10.....	190	VA_Q210.....	130
SAW02_Q30.....	190	VA_Q220.....	131
SAW02_Q60.....	190	VA_Q230.....	131
SAW03_Q10.....	205	VA_Q240.....	132
SAW03_Q30.....	205	VA_Q250.....	132
SAW03_Q60.....	205	VB_Q200	133
SAW04_Q10.....	220	W	
SAW04_Q30.....	221	WEVER_MARR.....	77
SAW04_Q60.....	221	WF01_Q40.....	163
SAW05_Q10.....	232	WF01_Q45.....	163
SAW05_Q30.....	232	WF01_Q46.....	164
SAW05_Q60.....	233	WF01_Q48.....	164
SECOND_CHANGE.....	22	WF02_Q40.....	178
SEX.....	3	WF02_Q45.....	178
SEXPR	4	WF02_Q46.....	179
SOC91C08	260	WF02_Q48.....	179
SOC91C10	261	WF03_Q40.....	193
SR_Q110.....	61	WF03_Q45.....	193
SR_Q120.....	62	WF03_Q46.....	194
SR_Q130.....	62	WF03_Q48.....	194
SR_Q140.....	62	WF04_Q40.....	208
SR_Q150.....	63	WF04_Q45.....	209
SR_Q170.....	64	WF04_Q46.....	209
SR_Q190.....	65	WF04_Q48.....	209
SR_Q220.....	66	WF05_Q40.....	223
STU15YRS	156	WF05_Q45.....	224

WF05_Q46.....	224	WH03_Q60_C05	198
WF05_Q48.....	224	WH03_Q60_C06	199
WGHT_PER	1	WH03_Q60_C07	199
WH01_Q30.....	163	WH03_Q60_C08	200
WH01_Q60_C01	166	WH03_Q60_C09	200
WH01_Q60_C02	167	WH03_Q60_C10	201
WH01_Q60_C03	167	WH03_Q60_C11	201
WH01_Q60_C04	168	WH03_Q60_C12	202
WH01_Q60_C05	168	WH03_Q60_C13	202
WH01_Q60_C06	169	WH03_Q60_C14	203
WH01_Q60_C07	169	WH03_Q60_C15	203
WH01_Q60_C08	170	WH03_Q60_C16	204
WH01_Q60_C09	170	WH03_Q60_C17	204
WH01_Q60_C10	171	WH04_Q10.....	206
WH01_Q60_C11	171	WH04_Q30.....	208
WH01_Q60_C12	172	WH04_Q60_C01	212
WH01_Q60_C13	172	WH04_Q60_C02	212
WH01_Q60_C14	173	WH04_Q60_C03	213
WH01_Q60_C15	173	WH04_Q60_C04	213
WH01_Q60_C16	174	WH04_Q60_C05	214
WH01_Q60_C17	174	WH04_Q60_C06	214
WH02_Q10.....	176	WH04_Q60_C07	215
WH02_Q30.....	178	WH04_Q60_C08	215
WH02_Q60_C01	181	WH04_Q60_C09	216
WH02_Q60_C02	182	WH04_Q60_C10	216
WH02_Q60_C03	182	WH04_Q60_C11	217
WH02_Q60_C04	183	WH04_Q60_C12	217
WH02_Q60_C05	183	WH04_Q60_C13	218
WH02_Q60_C06	184	WH04_Q60_C14	218
WH02_Q60_C07	184	WH04_Q60_C15	219
WH02_Q60_C08	185	WH04_Q60_C16	219
WH02_Q60_C09	185	WH04_Q60_C17	220
WH02_Q60_C10	186	WH05_Q10.....	222
WH02_Q60_C11	186	WH05_Q30.....	223
WH02_Q60_C12	187	WH05_Q60_C01	227
WH02_Q60_C13	187	WH05_Q60_C02	227
WH02_Q60_C14	188	WH05_Q60_C03	227
WH02_Q60_C15	188	WH05_Q60_C04	228
WH02_Q60_C16	189	WH05_Q60_C05	228
WH02_Q60_C17	189	WH05_Q60_C06	228
WH03_Q10.....	191	WH05_Q60_C07	229
WH03_Q30.....	193	WH05_Q60_C08	229
WH03_Q60_C01	196	WH05_Q60_C09	229
WH03_Q60_C02	197	WH05_Q60_C10	230
WH03_Q60_C03	197	WH05_Q60_C11	230
WH03_Q60_C04	198	WH05_Q60_C12	230

WH05_Q60_C13	231	WP02_Q48.....	181
WH05_Q60_C14	231	WP03_Q40.....	194
WH05_Q60_C15	231	WP03_Q42.....	195
WH05_Q60_C16	232	WP03_Q45.....	195
WHE_Q80.....	233	WP03_Q46.....	196
WHI_Q10.....	159	WP03_Q48.....	196
WKSTATUS.....	233	WP04_Q40.....	210
WKTYPE.....	234	WP04_Q42.....	210
WKWE.....	257	WP04_Q45.....	211
WKWEHOHR	258	WP04_Q46.....	211
WKWEHR	258	WP04_Q48.....	211
WP01_Q40.....	164	WP05_Q40.....	225
WP01_Q42.....	165	WP05_Q42.....	225
WP01_Q45.....	165	WP05_Q45.....	226
WP01_Q46.....	166	WP05_Q46.....	226
WP01_Q48.....	166	WP05_Q48.....	226
WP02_Q40.....	179	WR_Q100	265
WP02_Q42.....	180	WTBS_001	284
WP02_Q45.....	180	WWR_Q110	29
WP02_Q46.....	181		

Record Layout For The Main File

FIELD	NAME	POSITION			FORMAT	LENGTH
1	RECID	1	-	5	NUM	5
2	WGHT_PER	6	-	15	CHAR	10
3	AGEC	16	-	17	CHAR	2
4	AGEGR5	18	-	19	NUM	2
5	AGEGR10	20	-	21	NUM	2
6	SEX	22	-	22	NUM	1
7	MARSTAT	23	-	23	NUM	1
8	AGEPRGRDIF	24	-	25	NUM	2
9	SEXPR	26	-	26	NUM	1
10	PRTYPEC	27	-	27	NUM	1
11	CHRINHSDC	28	-	29	CHAR	2
12	PARHSDC	30	-	30	NUM	1
13	LIVARR08	31	-	32	NUM	2
14	LIVARR12	33	-	34	NUM	2
15	HSDSIZEC	35	-	35	CHAR	1
16	FAMTYPE	36	-	36	NUM	1
17	CHDINFTC	37	-	37	CHAR	1
18	CHDINPTC	38	-	38	CHAR	1
19	CHDOUTC	39	-	39	CHAR	1
20	CHDDECC	40	-	40	CHAR	1
21	TOTALCHDC	41	-	42	CHAR	2
22	MULTIGEN	43	-	43	NUM	1
23	PRV	44	-	45	NUM	2
24	REGION	46	-	46	NUM	1
25	GU_Q110	47	-	47	NUM	1
26	GU_Q120	48	-	48	NUM	1
27	GU_Q130	49	-	49	NUM	1
28	GU_Q140	50	-	51	NUM	2
29	M_ROLE	52	-	52	NUM	1
30	GU_Q150	53	-	53	NUM	1
31	GU_Q160	54	-	55	NUM	2
32	F_ROLE	56	-	56	NUM	1
33	GU_Q170	57	-	57	NUM	1
34	GU_Q180	58	-	58	NUM	1
35	GU_Q190	59	-	59	NUM	1
36	GU_Q200Y	60	-	63	NUM	4
37	GU_Q210	64	-	64	NUM	1
38	GU_Q220YC	65	-	68	NUM	4
39	BRTHM_LIV	69	-	69	NUM	1
40	AGE_MDIEDC	70	-	73	CHAR	4
41	AGE_SUBTMDTH	74	-	77	CHAR	4
42	BRTHF_LIV	78	-	78	NUM	1
43	AGE_FDIEDC	79	-	82	CHAR	4
44	AGE_SUBTFDTH	83	-	86	CHAR	4
45	CHG_BEF_AGE15	87	-	87	NUM	1
46	FIRST_CHANGE	88	-	88	NUM	1
47	CHANGE1	89	-	90	NUM	2
48	AGE_1ST_CHANGE	91	-	94	CHAR	4
49	SECOND_CHANGE	95	-	95	NUM	1
50	CHANGE2	96	-	97	NUM	2

FIELD	NAME	POSITION			FORMAT	LENGTH
51	AGE_2ND_CHANGE	98	-	101	CHAR	4
52	THIRD_CHANGE	102	-	102	NUM	1
53	CHANGE3	103	-	104	NUM	2
54	AGE_3RD_CHANGE	105	-	108	CHAR	4
55	FOURTH_CHANGE	109	-	109	NUM	1
56	CHANGE4	110	-	111	NUM	2
57	AGE_4TH_CHANGE	112	-	115	CHAR	4
58	FIFTH_CHANGE	116	-	116	NUM	1
59	CHANGE5	117	-	118	NUM	2
60	AGE_5TH_CHANGE	119	-	122	CHAR	4
61	NO_DIFF_M	123	-	123	CHAR	1
62	NO_DIFF_F	124	-	124	CHAR	1
63	WWR_Q110	125	-	126	NUM	2
64	MOTHER_LIV	127	-	127	NUM	1
65	SUBTM_LIV	128	-	128	NUM	1
66	AGE_MOTHER_DIEDC	129	-	132	CHAR	4
67	BRTHMCAN	133	-	133	NUM	1
68	BRTHMCR	134	-	134	NUM	1
69	EDUM5	135	-	135	NUM	1
70	EDUM10	136	-	137	NUM	2
71	M_YRBORN	138	-	141	NUM	4
72	EDM_Q40	142	-	143	NUM	2
73	M15SOC91C08	144	-	145	NUM	2
74	M15SOC91C10	146	-	147	NUM	2
75	LAM_Q10	148	-	148	NUM	1
76	M_LIVW	149	-	149	NUM	1
77	LAM_Q50	150	-	150	NUM	1
78	LAM_Q60	151	-	151	NUM	1
79	MWR_Q110	152	-	153	NUM	2
80	FATHER_LIV	154	-	154	NUM	1
81	SUBTF_LIV	155	-	155	NUM	1
82	AGE_FATHER_DIEDC	156	-	159	CHAR	4
83	PAR_EVERSEPDIV	160	-	160	NUM	1
84	BRTHFCAN	161	-	161	NUM	1
85	BRTHFCR	162	-	162	NUM	1
86	EDUF5	163	-	163	NUM	1
87	EDUF10	164	-	165	NUM	2
88	F_YRBORN	166	-	169	NUM	4
89	EDF_Q40	170	-	171	NUM	2
90	F15SOC91C08	172	-	173	NUM	2
91	F15SOC91C10	174	-	175	NUM	2
92	LAF_Q10	176	-	176	NUM	1
93	F_LIVW	177	-	177	NUM	1
94	LAF_Q50	178	-	178	NUM	1
95	LAF_Q60	179	-	179	NUM	1
96	AGE_PARLSEP	180	-	183	CHAR	4
97	DOF_Q30	184	-	184	NUM	1
98	DOF_Q40	185	-	186	NUM	2
99	LHH_Q110	187	-	187	NUM	1
100	AGE_RETHOML	188	-	191	CHAR	4

FIELD	NAME	POSITION			FORMAT	LENGTH
101	REA_RETHOML_C01	192	-	192	NUM	1
102	REA_RETHOML_C02	193	-	193	NUM	1
103	REA_RETHOML_C03	194	-	194	NUM	1
104	REA_RETHOML_C04	195	-	195	NUM	1
105	REA_RETHOML_C05	196	-	196	NUM	1
106	REA_RETHOMLC_C06	197	-	197	NUM	1
107	REA_RETHOML_C09	198	-	198	NUM	1
108	LHN_Q110	199	-	199	NUM	1
109	NO_LFTHOMC	200	-	200	CHAR	1
110	AGE_LFTHOMF	201	-	204	CHAR	4
111	REA_LFTHOMF_C01	205	-	205	NUM	1
112	REA_LFTHOMF_C02	206	-	206	NUM	1
113	REA_LFTHOMF_C03	207	-	207	NUM	1
114	REA_LFTHOMF_C04	208	-	208	NUM	1
115	REA_LFTHOMF_C07	209	-	209	NUM	1
116	REA_LFTHOMFC_C08	210	-	210	NUM	1
117	REA_LFTHOMF_C09	211	-	211	NUM	1
118	REA_LFTHOMF_C10	212	-	212	NUM	1
119	AGE_RETHOMF	213	-	216	CHAR	4
120	REA_RETHOMF_C01	217	-	217	NUM	1
121	REA_RETHOMF_C02	218	-	218	NUM	1
122	REA_RETHOMF_C03	219	-	219	NUM	1
123	REA_RETHOMF_C04	220	-	220	NUM	1
124	REA_RETHOMF_C05	221	-	221	NUM	1
125	REA_RETHOMF_C06	222	-	222	NUM	1
126	REA_RETHOMF_C07	223	-	223	NUM	1
127	REA_RETHOMF_C08	224	-	224	NUM	1
128	REA_RETHOMF_C09	225	-	225	NUM	1
129	REA_RETHOMF_C10	226	-	226	NUM	1
130	REA_RETHOMF_C11	227	-	227	NUM	1
131	REA_RETHOMF_C12	228	-	228	NUM	1
132	AGE_LFTHOMLC	229	-	232	CHAR	4
133	REA_LFTHOML_C01	233	-	233	NUM	1
134	REA_LFTHOML_C02	234	-	234	NUM	1
135	REA_LFTHOML_C03	235	-	235	NUM	1
136	REA_LFTHOML_C04	236	-	236	NUM	1
137	REA_LFTHOML_C05	237	-	237	NUM	1
138	REA_LFTHOML_C06	238	-	238	NUM	1
139	REA_LFTHOML_C07	239	-	239	NUM	1
140	REA_LFTHOML_C08	240	-	240	NUM	1
141	REA_LFTHOML_C09	241	-	241	NUM	1
142	REA_LFTHOML_C10	242	-	242	NUM	1
143	SR_Q110	243	-	243	NUM	1
144	SR_Q120	244	-	245	NUM	2
145	SR_Q130	246	-	246	NUM	1
146	SR_Q140	247	-	248	NUM	2
147	SR_Q150	249	-	249	NUM	1
148	NO_ADBRSIC	250	-	250	CHAR	1
149	SR_Q170	251	-	251	NUM	1
150	NO_FLBRSIC	252	-	252	CHAR	1

FIELD	NAME	POSITION			FORMAT	LENGTH
151	NO_BRSIGRWC	253	-	254	CHAR	2
152	SR_Q190	255	-	255	NUM	1
153	SR_Q220	256	-	257	NUM	2
154	NO_BRSLIVC	258	-	258	CHAR	1
155	NO_OBRSLIVC	259	-	259	CHAR	1
156	TOT_UNION	260	-	260	CHAR	1
157	LEG_MARSTAT	261	-	261	NUM	1
158	EVER_CL	262	-	262	NUM	1
159	EVER_LEG MARR	263	-	263	NUM	1
160	RANK_CURRMARR	264	-	264	CHAR	1
161	AGE_LIVCUAPP	265	-	269	CHAR	5
162	AGE_SEP_MA0C	270	-	273	CHAR	4
163	NO_MARREVER	274	-	274	CHAR	1
164	NO_MARR_NOCL	275	-	275	CHAR	1
165	NO_CL_FOMARR	276	-	276	CHAR	1
166	AGE_MA0C	277	-	280	CHAR	4
167	MA0_Q120	281	-	281	NUM	1
168	AGEDIFGR_MA0	282	-	283	NUM	2
169	MA0_Q140	284	-	284	NUM	1
170	MA0_Q141	285	-	285	NUM	1
171	NO_CHSPOC	286	-	286	CHAR	1
172	NO_CHU19SPOC	287	-	287	CHAR	1
173	MA0_Q145	288	-	288	NUM	1
174	MA0_Q146	289	-	289	NUM	1
175	MA0_Q147	290	-	290	NUM	1
176	MA0_Q150	291	-	291	NUM	1
177	AGE_CL_MA0	292	-	296	CHAR	5
178	WEVER_MARR	297	-	297	NUM	1
179	MAE_Q140	298	-	300	NUM	3
180	CURRMARR_MARR1	301	-	301	NUM	1
181	AGE_MARR1C	302	-	305	CHAR	4
182	MSPR_MARR1	306	-	306	NUM	1
183	CLPR_MARR1	307	-	307	NUM	1
184	CLRESPR_MARR1	308	-	308	NUM	1
185	AGECLPR_MARR1	309	-	313	CHAR	5
186	END_MARR1	314	-	315	NUM	2
187	AGE_SEP_MARR1C	316	-	319	CHAR	4
188	AGE_DIV_MARR1	320	-	324	CHAR	5
189	AGE_DTH_MARR1C	325	-	328	CHAR	4
190	AGEDIFGR_MARR1	329	-	330	NUM	2
191	CURRMARR_MARR2	331	-	331	NUM	1
192	AGE_MARR2C	332	-	335	CHAR	4
193	MSPR_MARR2	336	-	336	NUM	1
194	CLPR_MARR2	337	-	337	NUM	1
195	CLRESPR_MARR2	338	-	338	NUM	1
196	AGECLPR_MARR2	339	-	343	CHAR	5
197	END_MARR2	344	-	345	NUM	2
198	AGE_SEP_MARR2	346	-	350	CHAR	5
199	AGE_DIV_MARR2C	351	-	354	CHAR	4
200	AGE_DTH_MARR2C	355	-	358	CHAR	4

FIELD	NAME	POSITION			FORMAT	LENGTH
201	AGEDIFGR_MARR2	359	-	360	NUM	2
202	CURRMARR_MARR3	361	-	361	NUM	1
203	AGE_MARR3C	362	-	365	CHAR	4
204	MSPR_MARR3	366	-	366	NUM	1
205	CLPR_MARR3	367	-	367	NUM	1
206	CLRESPR_MARR3	368	-	368	NUM	1
207	AGECLPR_MARR3	369	-	373	CHAR	5
208	END_MARR3	374	-	375	NUM	2
209	AGE_SEP_MARR3	376	-	380	CHAR	5
210	AGE_DIV_MARR3	381	-	385	CHAR	5
211	AGE_DTH_MARR3C	386	-	389	CHAR	4
212	AGEDIFGR_MARR3	390	-	391	NUM	2
213	PR_CL	392	-	392	NUM	1
214	RANK_CURRUN	393	-	394	CHAR	2
215	CU0_Q107	395	-	395	NUM	1
216	AGE_CU0C	396	-	399	CHAR	4
217	CU0_Q120	400	-	400	NUM	1
218	AGEDIFGR_CU0	401	-	402	NUM	2
219	CU0_Q140	403	-	403	NUM	1
220	NO_CHCLPRC	404	-	404	CHAR	1
221	NO_CHU19CLPRC	405	-	405	CHAR	1
222	CU0_Q145	406	-	406	NUM	1
223	CU0_Q146	407	-	407	NUM	1
224	CU0_Q147	408	-	408	NUM	1
225	CU0_Q220	409	-	409	NUM	1
226	RANK_CURRCL	410	-	410	CHAR	1
227	NO_CL_NOMARR	411	-	411	CHAR	1
228	CUE_Q120	412	-	412	NUM	1
229	CUE_Q130	413	-	413	NUM	1
230	CUE_Q140	414	-	416	NUM	3
231	CUE_Q150	417	-	417	NUM	1
232	CUE_Q160	418	-	420	NUM	3
233	CURRCL_CL1	421	-	421	NUM	1
234	MSPR_CL1	422	-	422	NUM	1
235	CLPR_CL1	423	-	423	NUM	1
236	AGEDIFGR_CL1	424	-	425	NUM	2
237	END_CL1	426	-	426	NUM	1
238	AGE_CL1C	427	-	430	CHAR	4
239	AGE_SEP_CL1	431	-	435	CHAR	5
240	AGE_DTH_CL1C	436	-	439	CHAR	4
241	CURRCL_CL2	440	-	440	NUM	1
242	MSPR_CL2	441	-	441	NUM	1
243	CLPR_CL2	442	-	442	NUM	1
244	AGEDIFGR_CL2	443	-	444	NUM	2
245	END_CL2	445	-	445	NUM	1
246	AGE_CL2	446	-	450	CHAR	5
247	AGE_SEP_CL2	451	-	455	CHAR	5
248	AGE_DTH_CL2	456	-	460	CHAR	5
249	CURRCL_CL3	461	-	461	NUM	1
250	MSPR_CL3	462	-	462	NUM	1

FIELD	NAME	POSITION			FORMAT	LENGTH
251	CLPR_CL3	463	-	463	NUM	1
252	AGEDIFGR_CL3	464	-	465	NUM	2
253	END_CL3	466	-	466	NUM	1
254	AGE_CL3	467	-	471	CHAR	5
255	AGE_SEP_CL3	472	-	476	CHAR	5
256	AGE_DTH_CL3	477	-	481	CHAR	5
257	COR_Q10	482	-	482	CHAR	1
258	NO_STEPCHDC	483	-	483	CHAR	1
259	COR_Q20	484	-	484	NUM	1
260	NO_ADOPCHDC	485	-	485	CHAR	1
261	COR_Q31	486	-	486	NUM	1
262	COR_Q41	487	-	487	NUM	1
263	NO_BRTCHDC	488	-	489	CHAR	2
264	COR_Q70	490	-	490	NUM	1
265	NO_GRNDCHDC	491	-	492	CHAR	2
266	OC_Q10	493	-	493	NUM	1
267	OC_Q20	494	-	494	NUM	1
268	OC_Q21	495	-	495	NUM	1
269	PR_PREG	496	-	496	NUM	1
270	NO_CHRI	497	-	498	CHAR	2
271	FI_Q130	499	-	499	NUM	1
272	FI_Q131	500	-	500	NUM	1
273	AGE_OPER	501	-	504	CHAR	4
274	FI_Q140	505	-	505	NUM	1
275	FI_Q230	506	-	506	NUM	1
276	FI_Q231	507	-	507	NUM	1
277	AGEPR_OPER	508	-	511	CHAR	4
278	FI_Q240	512	-	512	NUM	1
279	USE_CONTR	513	-	513	NUM	1
280	CONTR_C01	514	-	514	NUM	1
281	CONTR_C02	515	-	515	NUM	1
282	CONTR_C03	516	-	516	NUM	1
283	CONTR_C04	517	-	517	NUM	1
284	CONTR_C05	518	-	518	NUM	1
285	CONTR_C06	519	-	519	NUM	1
286	CONTR_C07	520	-	520	NUM	1
287	CONTR_C08	521	-	521	NUM	1
288	CONTR_C09	522	-	522	NUM	1
289	DUR_USECONTR	523	-	526	CHAR	4
290	CONTR_U2Y	527	-	527	NUM	1
291	VA_Q010	528	-	528	NUM	1
292	VA_Q020	529	-	529	NUM	1
293	VA_Q030	530	-	530	NUM	1
294	VA_Q040	531	-	531	NUM	1
295	VA_Q050	532	-	532	NUM	1
296	VA_Q060	533	-	533	NUM	1
297	VA_Q070	534	-	534	NUM	1
298	VA_Q110	535	-	535	NUM	1
299	VA_Q120	536	-	536	NUM	1
300	VA_Q130	537	-	537	NUM	1

FIELD	NAME	POSITION			FORMAT	LENGTH
301	VA_Q200	538	-	538	NUM	1
302	VA_Q210	539	-	539	NUM	1
303	VA_Q220	540	-	540	NUM	1
304	VA_Q230	541	-	541	NUM	1
305	VA_Q240	542	-	542	NUM	1
306	VA_Q250	543	-	543	NUM	1
307	VB_Q200	544	-	544	NUM	1
308	ED0_Q10	545	-	546	NUM	2
309	ED0_Q20	547	-	547	NUM	1
310	ED0_Q21	548	-	548	NUM	1
311	AGE_DIPSEC	549	-	552	CHAR	4
312	NO_STU	553	-	553	CHAR	1
313	ED1_Q110	554	-	554	NUM	1
314	ED1_Q120	555	-	555	NUM	1
315	ED1_Q122	556	-	556	NUM	1
316	ED1_Q141	557	-	557	NUM	1
317	ED1_Q142	558	-	559	NUM	2
318	AGE_STU1BEG	560	-	563	CHAR	4
319	AGE_STU1END	564	-	567	CHAR	4
320	DUR_STU1	568	-	570	CHAR	3
321	ED1_Q150	571	-	571	NUM	1
322	ED1_Q170	572	-	572	NUM	1
323	ED2_Q110	573	-	573	NUM	1
324	ED2_Q122	574	-	574	NUM	1
325	ED2_Q141	575	-	575	NUM	1
326	ED2_Q142	576	-	577	NUM	2
327	AGE_STU2BEG	578	-	581	CHAR	4
328	AGE_STU2END	582	-	585	CHAR	4
329	DUR_STU2	586	-	588	CHAR	3
330	ED2_Q150	589	-	589	NUM	1
331	ED2_Q170	590	-	590	NUM	1
332	ED3_Q110	591	-	591	NUM	1
333	ED3_Q122	592	-	592	NUM	1
334	ED3_Q141	593	-	593	NUM	1
335	ED3_Q142	594	-	594	NUM	1
336	AGE_STU3BEG	595	-	598	CHAR	4
337	AGE_STU3END	599	-	602	CHAR	4
338	DUR_STU3	603	-	605	CHAR	3
339	ED3_Q150	606	-	606	NUM	1
340	ED3_Q170	607	-	607	NUM	1
341	ED4_Q110	608	-	608	NUM	1
342	ED4_Q122	609	-	609	NUM	1
343	ED4_Q141	610	-	610	NUM	1
344	ED4_Q142	611	-	611	NUM	1
345	AGE_STU4BEG	612	-	615	CHAR	4
346	AGE_STU4END	616	-	619	CHAR	4
347	DUR_STU4	620	-	622	CHAR	3
348	ED4_Q150	623	-	623	NUM	1
349	ED4_Q170	624	-	624	NUM	1
350	ED5_Q110	625	-	625	NUM	1

FIELD	NAME	POSITION			FORMAT	LENGTH
351	ED5_Q122	626	-	626	NUM	1
352	ED5_Q141	627	-	627	NUM	1
353	ED5_Q142	628	-	628	NUM	1
354	AGE_STU5BEG	629	-	632	CHAR	4
355	AGE_STU5END	633	-	636	CHAR	4
356	DUR_STU5	637	-	639	CHAR	3
357	AGE_STUEND	640	-	643	CHAR	4
358	EDE_Q10	644	-	644	NUM	1
359	AGE_EXPSTUEND	645	-	648	CHAR	4
360	EDE_Q30	649	-	649	NUM	1
361	STU15YRS	650	-	650	CHAR	1
362	EDU5	651	-	651	NUM	1
363	EDU10	652	-	653	NUM	2
364	EDE_Q60	654	-	654	NUM	1
365	EDE_Q70	655	-	655	NUM	1
366	WHI_Q10	656	-	656	NUM	1
367	NO_WKFULL	657	-	657	CHAR	1
368	NO_WKPART	658	-	658	CHAR	1
369	NO_WKPER	659	-	659	CHAR	1
370	AGE_WK1BEGC	660	-	663	CHAR	4
371	AGE_WK1ENDC	664	-	667	CHAR	4
372	DUR_WK1	668	-	670	CHAR	3
373	WH01_Q30	671	-	671	NUM	1
374	WF01_Q40	672	-	672	NUM	1
375	WF01_Q45	673	-	673	NUM	1
376	WF01_Q46	674	-	674	NUM	1
377	WF01_Q48	675	-	675	NUM	1
378	WP01_Q40	676	-	676	NUM	1
379	WP01_Q42	677	-	678	NUM	2
380	WP01_Q45	679	-	679	NUM	1
381	WP01_Q46	680	-	680	NUM	1
382	WP01_Q48	681	-	681	NUM	1
383	WH01_Q60_C01	682	-	682	NUM	1
384	WH01_Q60_C02	683	-	683	NUM	1
385	WH01_Q60_C03	684	-	684	NUM	1
386	WH01_Q60_C04	685	-	685	NUM	1
387	WH01_Q60_C05	686	-	686	NUM	1
388	WH01_Q60_C06	687	-	687	NUM	1
389	WH01_Q60_C07	688	-	688	NUM	1
390	WH01_Q60_C08	689	-	689	NUM	1
391	WH01_Q60_C09	690	-	690	NUM	1
392	WH01_Q60_C10	691	-	691	NUM	1
393	WH01_Q60_C11	692	-	692	NUM	1
394	WH01_Q60_C12	693	-	693	NUM	1
395	WH01_Q60_C13	694	-	694	NUM	1
396	WH01_Q60_C14	695	-	695	NUM	1
397	WH01_Q60_C15	696	-	696	NUM	1
398	WH01_Q60_C16	697	-	697	NUM	1
399	WH01_Q60_C17	698	-	698	NUM	1
400	SAW01_Q10	699	-	699	NUM	1

FIELD	NAME	POSITION			FORMAT	LENGTH
401	SAW01_Q30	700	-	700	NUM	1
402	SAW01_Q60	701	-	701	CHAR	1
403	WH02_Q10	702	-	702	NUM	1
404	AGE_WK2BEGC	703	-	706	CHAR	4
405	AGE_WK2ENDC	707	-	710	CHAR	4
406	DUR_WK2	711	-	713	CHAR	3
407	WH02_Q30	714	-	714	NUM	1
408	WF02_Q40	715	-	715	NUM	1
409	WF02_Q45	716	-	716	NUM	1
410	WF02_Q46	717	-	717	NUM	1
411	WF02_Q48	718	-	718	NUM	1
412	WP02_Q40	719	-	719	NUM	1
413	WP02_Q42	720	-	721	NUM	2
414	WP02_Q45	722	-	722	NUM	1
415	WP02_Q46	723	-	723	NUM	1
416	WP02_Q48	724	-	724	NUM	1
417	WH02_Q60_C01	725	-	725	NUM	1
418	WH02_Q60_C02	726	-	726	NUM	1
419	WH02_Q60_C03	727	-	727	NUM	1
420	WH02_Q60_C04	728	-	728	NUM	1
421	WH02_Q60_C05	729	-	729	NUM	1
422	WH02_Q60_C06	730	-	730	NUM	1
423	WH02_Q60_C07	731	-	731	NUM	1
424	WH02_Q60_C08	732	-	732	NUM	1
425	WH02_Q60_C09	733	-	733	NUM	1
426	WH02_Q60_C10	734	-	734	NUM	1
427	WH02_Q60_C11	735	-	735	NUM	1
428	WH02_Q60_C12	736	-	736	NUM	1
429	WH02_Q60_C13	737	-	737	NUM	1
430	WH02_Q60_C14	738	-	738	NUM	1
431	WH02_Q60_C15	739	-	739	NUM	1
432	WH02_Q60_C16	740	-	740	NUM	1
433	WH02_Q60_C17	741	-	741	NUM	1
434	SAW02_Q10	742	-	742	NUM	1
435	SAW02_Q30	743	-	743	NUM	1
436	SAW02_Q60	744	-	744	NUM	1
437	WH03_Q10	745	-	745	NUM	1
438	AGE_WK3BEGC	746	-	749	CHAR	4
439	AGE_WK3ENDC	750	-	753	CHAR	4
440	DUR_WK3	754	-	756	CHAR	3
441	WH03_Q30	757	-	757	NUM	1
442	WF03_Q40	758	-	758	NUM	1
443	WF03_Q45	759	-	759	NUM	1
444	WF03_Q46	760	-	760	NUM	1
445	WF03_Q48	761	-	761	NUM	1
446	WP03_Q40	762	-	762	NUM	1
447	WP03_Q42	763	-	764	NUM	2
448	WP03_Q45	765	-	765	NUM	1
449	WP03_Q46	766	-	766	NUM	1
450	WP03_Q48	767	-	767	NUM	1

FIELD	NAME	POSITION			FORMAT	LENGTH
451	WH03_Q60_C01	768	-	768	NUM	1
452	WH03_Q60_C02	769	-	769	NUM	1
453	WH03_Q60_C03	770	-	770	NUM	1
454	WH03_Q60_C04	771	-	771	NUM	1
455	WH03_Q60_C05	772	-	772	NUM	1
456	WH03_Q60_C06	773	-	773	NUM	1
457	WH03_Q60_C07	774	-	774	NUM	1
458	WH03_Q60_C08	775	-	775	NUM	1
459	WH03_Q60_C09	776	-	776	NUM	1
460	WH03_Q60_C10	777	-	777	NUM	1
461	WH03_Q60_C11	778	-	778	NUM	1
462	WH03_Q60_C12	779	-	779	NUM	1
463	WH03_Q60_C13	780	-	780	NUM	1
464	WH03_Q60_C14	781	-	781	NUM	1
465	WH03_Q60_C15	782	-	782	NUM	1
466	WH03_Q60_C16	783	-	783	NUM	1
467	WH03_Q60_C17	784	-	784	NUM	1
468	SAW03_Q10	785	-	785	NUM	1
469	SAW03_Q30	786	-	786	NUM	1
470	SAW03_Q60	787	-	787	NUM	1
471	WH04_Q10	788	-	788	NUM	1
472	AGE_WK4BEGC	789	-	792	CHAR	4
473	AGE_WK4ENDC	793	-	796	CHAR	4
474	DUR_WK4	797	-	799	CHAR	3
475	WH04_Q30	800	-	800	NUM	1
476	WF04_Q40	801	-	801	NUM	1
477	WF04_Q45	802	-	802	NUM	1
478	WF04_Q46	803	-	803	NUM	1
479	WF04_Q48	804	-	804	NUM	1
480	WP04_Q40	805	-	805	NUM	1
481	WP04_Q42	806	-	807	NUM	2
482	WP04_Q45	808	-	808	NUM	1
483	WP04_Q46	809	-	809	NUM	1
484	WP04_Q48	810	-	810	NUM	1
485	WH04_Q60_C01	811	-	811	NUM	1
486	WH04_Q60_C02	812	-	812	NUM	1
487	WH04_Q60_C03	813	-	813	NUM	1
488	WH04_Q60_C04	814	-	814	NUM	1
489	WH04_Q60_C05	815	-	815	NUM	1
490	WH04_Q60_C06	816	-	816	NUM	1
491	WH04_Q60_C07	817	-	817	NUM	1
492	WH04_Q60_C08	818	-	818	NUM	1
493	WH04_Q60_C09	819	-	819	NUM	1
494	WH04_Q60_C10	820	-	820	NUM	1
495	WH04_Q60_C11	821	-	821	NUM	1
496	WH04_Q60_C12	822	-	822	NUM	1
497	WH04_Q60_C13	823	-	823	NUM	1
498	WH04_Q60_C14	824	-	824	NUM	1
499	WH04_Q60_C15	825	-	825	NUM	1
500	WH04_Q60_C16	826	-	826	NUM	1

FIELD	NAME	POSITION			FORMAT	LENGTH
501	WH04_Q60_C17	827	-	827	NUM	1
502	SAW04_Q10	828	-	828	NUM	1
503	SAW04_Q30	829	-	829	NUM	1
504	SAW04_Q60	830	-	830	NUM	1
505	WH05_Q10	831	-	831	NUM	1
506	AGE_WK5BEGC	832	-	835	CHAR	4
507	AGE_WK5ENDC	836	-	839	CHAR	4
508	DUR_WK5	840	-	842	CHAR	3
509	WH05_Q30	843	-	843	NUM	1
510	WF05_Q40	844	-	844	NUM	1
511	WF05_Q45	845	-	845	NUM	1
512	WF05_Q46	846	-	846	NUM	1
513	WF05_Q48	847	-	847	NUM	1
514	WP05_Q40	848	-	848	NUM	1
515	WP05_Q42	849	-	849	NUM	1
516	WP05_Q45	850	-	850	NUM	1
517	WP05_Q46	851	-	851	NUM	1
518	WP05_Q48	852	-	852	NUM	1
519	WH05_Q60_C01	853	-	853	NUM	1
520	WH05_Q60_C02	854	-	854	NUM	1
521	WH05_Q60_C03	855	-	855	NUM	1
522	WH05_Q60_C04	856	-	856	NUM	1
523	WH05_Q60_C05	857	-	857	NUM	1
524	WH05_Q60_C06	858	-	858	NUM	1
525	WH05_Q60_C07	859	-	859	NUM	1
526	WH05_Q60_C08	860	-	860	NUM	1
527	WH05_Q60_C09	861	-	861	NUM	1
528	WH05_Q60_C10	862	-	862	NUM	1
529	WH05_Q60_C11	863	-	863	NUM	1
530	WH05_Q60_C12	864	-	864	NUM	1
531	WH05_Q60_C13	865	-	865	NUM	1
532	WH05_Q60_C14	866	-	866	NUM	1
533	WH05_Q60_C15	867	-	867	NUM	1
534	WH05_Q60_C16	868	-	868	NUM	1
535	SAW05_Q10	869	-	869	NUM	1
536	SAW05_Q30	870	-	870	NUM	1
537	SAW05_Q60	871	-	871	NUM	1
538	WHE_Q80	872	-	872	NUM	1
539	WKSTATUS	873	-	873	CHAR	1
540	WKTYPE	874	-	874	NUM	1
541	DUR_WKTOT	875	-	877	CHAR	3
542	NO_INT	878	-	878	CHAR	1
543	AGE_INT1BEGC	879	-	882	CHAR	4
544	AGE_INT1ENDC	883	-	886	CHAR	4
545	DUR_INT1	887	-	889	CHAR	3
546	RANK_INT1	890	-	890	CHAR	1
547	AGE_INT2BEGC	891	-	894	CHAR	4
548	AGE_INT2ENDC	895	-	898	CHAR	4
549	DUR_INT2	899	-	901	CHAR	3
550	RANK_INT2	902	-	902	CHAR	1

FIELD	NAME	POSITION			FORMAT	LENGTH
551	AGE_INT3BEGC	903	-	906	CHAR	4
552	AGE_INT3ENDC	907	-	910	CHAR	4
553	DUR_INT3	911	-	913	CHAR	3
554	RANK_INT3	914	-	914	CHAR	1
555	AGE_INT4BEGC	915	-	918	CHAR	4
556	AGE_INT4ENDC	919	-	922	CHAR	4
557	DUR_INT4	923	-	925	CHAR	3
558	RANK_INT4	926	-	926	CHAR	1
559	AGE_INT5BEGC	927	-	930	CHAR	4
560	AGE_INT5ENDC	931	-	934	CHAR	4
561	DUR_INT5	935	-	937	CHAR	3
562	RANK_INT5	938	-	938	CHAR	1
563	NO_MAT	939	-	939	CHAR	1
564	AGE_MAT1BEG	940	-	943	CHAR	4
565	AGE_MAT1END	944	-	947	CHAR	4
566	DUR_MAT1	948	-	950	CHAR	3
567	AGE_MAT2BEG	951	-	954	CHAR	4
568	AGE_MAT2END	955	-	958	CHAR	4
569	DUR_MAT2	959	-	961	CHAR	3
570	AGE_MAT3BEG	962	-	965	CHAR	4
571	AGE_MAT3END	966	-	969	CHAR	4
572	DUR_MAT3	970	-	972	CHAR	3
573	AGE_MAT4BEG	973	-	976	CHAR	4
574	AGE_MAT4END	977	-	980	CHAR	4
575	DUR_MAT4	981	-	983	CHAR	3
576	AGE_MAT5BEG	984	-	987	CHAR	4
577	AGE_MAT5END	988	-	991	CHAR	4
578	DUR_MAT5	992	-	994	CHAR	3
579	NO_PAT	995	-	995	CHAR	1
580	AGE_PAT1BEG	996	-	999	CHAR	4
581	AGE_PAT1END	1000	-	1003	CHAR	4
582	DUR_PAT1	1004	-	1006	CHAR	3
583	AGE_PAT2BEG	1007	-	1010	CHAR	4
584	AGE_PAT2END	1011	-	1014	CHAR	4
585	DUR_PAT2	1015	-	1017	CHAR	3
586	AGE_PAT3BEG	1018	-	1021	CHAR	4
587	AGE_PAT3END	1022	-	1025	CHAR	4
588	DUR_PAT3	1026	-	1028	CHAR	3
589	ACMYRC	1029	-	1030	NUM	2
590	EDUSTAT	1031	-	1031	NUM	1
591	PW_Q130	1032	-	1032	NUM	1
592	AGELTWKC	1033	-	1036	CHAR	4
593	PW_Q150	1037	-	1037	NUM	1
594	PW_Q160	1038	-	1038	NUM	1
595	PW_Q161	1039	-	1042	CHAR	4
596	WKWE	1043	-	1044	CHAR	2
597	WKWEHR	1045	-	1047	CHAR	3
598	PW_Q190	1048	-	1048	NUM	1
599	WKWEHOHR	1049	-	1051	CHAR	3
600	NAICS16	1052	-	1053	NUM	2

FIELD	NAME	POSITION			FORMAT	LENGTH
601	SOC91C08	1054	-	1055	NUM	2
602	SOC91C10	1056	-	1057	NUM	2
603	PW_Q410	1058	-	1059	NUM	2
604	PW_Q510	1060	-	1060	NUM	1
605	PW_Q520_C01	1061	-	1061	NUM	1
606	PW_Q520_C02	1062	-	1062	NUM	1
607	PW_Q520_C03	1063	-	1063	NUM	1
608	PW_Q520_C04	1064	-	1064	NUM	1
609	PW_Q520_C05	1065	-	1065	NUM	1
610	PW_Q520_C06	1066	-	1066	NUM	1
611	PW_Q520_C07	1067	-	1067	NUM	1
612	PW_Q520_C08	1068	-	1068	NUM	1
613	WR_Q100	1069	-	1069	NUM	1
614	AGE_RETIREDC	1070	-	1073	CHAR	4
615	BRTHCAN	1074	-	1074	NUM	1
616	BRTHPRVC	1075	-	1076	NUM	2
617	BRTHREGC	1077	-	1077	NUM	1
618	AGEARRIGRC	1078	-	1079	NUM	2
619	POR_Q20	1080	-	1080	NUM	1
620	MIG_Q010	1081	-	1081	NUM	1
621	MIG_Q020	1082	-	1082	NUM	1
622	MIG_Q030	1083	-	1083	NUM	1
623	MIG_Q040	1084	-	1084	NUM	1
624	MIG_Q050	1085	-	1085	NUM	1
625	MIG_Q060	1086	-	1086	NUM	1
626	MIG_Q080C	1087	-	1088	NUM	2
627	MIG_Q090C	1089	-	1090	NUM	2
628	AGE_FIRSTOTHPRV	1091	-	1094	CHAR	4
629	DUR_FIRSTOTHPRV	1095	-	1097	CHAR	3
630	MIG_Q120C	1098	-	1099	NUM	2
631	DUR_NXTOTHPRV	1100	-	1102	CHAR	3
632	DWELC	1103	-	1103	NUM	1
633	DWELLOWN	1104	-	1104	NUM	1
634	LANCH	1105	-	1106	NUM	2
635	LANCHSUE	1107	-	1107	NUM	1
636	LANCHSUF	1108	-	1108	NUM	1
637	LANCHSUO	1109	-	1109	NUM	1
638	LANHSDC	1110	-	1110	NUM	1
639	RELIG6	1111	-	1111	NUM	1
640	RELIGATT	1112	-	1112	NUM	1
641	RL_Q120	1113	-	1113	NUM	1
642	ACMPRYR	1114	-	1115	NUM	2
643	MAP_Q20	1116	-	1116	NUM	1
644	MAP_Q30	1117	-	1117	NUM	1
645	MAP_Q31	1118	-	1119	CHAR	2
646	MAP_Q32	1120	-	1120	NUM	1
647	MAP_Q40	1121	-	1121	NUM	1
648	EDUPR5	1122	-	1122	NUM	1
649	EDUPR10	1123	-	1124	NUM	2
650	IN_Q0110	1125	-	1126	NUM	2

FIELD	NAME	POSITION			FORMAT	LENGTH
651	INCM	1127	-	1128	NUM	2
652	INCMMEMC	1129	-	1129	CHAR	1
653	INCMHSD	1130	-	1131	NUM	2
654	WTBS_001	1132	-	1141	NUM	10
655	WTBS_002	1142	-	1151	NUM	10
656	WTBS_003	1152	-	1161	NUM	10
657	WTBS_004	1162	-	1171	NUM	10
658	WTBS_005	1172	-	1181	NUM	10
659	WTBS_006	1182	-	1191	NUM	10
660	WTBS_007	1192	-	1201	NUM	10
661	WTBS_008	1202	-	1211	NUM	10
662	WTBS_009	1212	-	1221	NUM	10
663	WTBS_010	1222	-	1231	NUM	10
664	WTBS_011	1232	-	1241	NUM	10
665	WTBS_012	1242	-	1251	NUM	10
666	WTBS_013	1252	-	1261	NUM	10
667	WTBS_014	1262	-	1271	NUM	10
668	WTBS_015	1272	-	1281	NUM	10
669	WTBS_016	1282	-	1291	NUM	10
670	WTBS_017	1292	-	1301	NUM	10
671	WTBS_018	1302	-	1311	NUM	10
672	WTBS_019	1312	-	1321	NUM	10
673	WTBS_020	1322	-	1331	NUM	10
674	WTBS_021	1332	-	1341	NUM	10
675	WTBS_022	1342	-	1351	NUM	10
676	WTBS_023	1352	-	1361	NUM	10
677	WTBS_024	1362	-	1371	NUM	10
678	WTBS_025	1372	-	1381	NUM	10
679	WTBS_026	1382	-	1391	NUM	10
680	WTBS_027	1392	-	1401	NUM	10
681	WTBS_028	1402	-	1411	NUM	10
682	WTBS_029	1412	-	1421	NUM	10
683	WTBS_030	1422	-	1431	NUM	10
684	WTBS_031	1432	-	1441	NUM	10
685	WTBS_032	1442	-	1451	NUM	10
686	WTBS_033	1452	-	1461	NUM	10
687	WTBS_034	1462	-	1471	NUM	10
688	WTBS_035	1472	-	1481	NUM	10
689	WTBS_036	1482	-	1491	NUM	10
690	WTBS_037	1492	-	1501	NUM	10
691	WTBS_038	1502	-	1511	NUM	10
692	WTBS_039	1512	-	1521	NUM	10
693	WTBS_040	1522	-	1531	NUM	10
694	WTBS_041	1532	-	1541	NUM	10
695	WTBS_042	1542	-	1551	NUM	10
696	WTBS_043	1552	-	1561	NUM	10
697	WTBS_044	1562	-	1571	NUM	10
698	WTBS_045	1572	-	1581	NUM	10
699	WTBS_046	1582	-	1591	NUM	10
700	WTBS_047	1592	-	1601	NUM	10

FIELD	NAME	POSITION			FORMAT	LENGTH
701	WTBS_048	1602	-	1611	NUM	10
702	WTBS_049	1612	-	1621	NUM	10
703	WTBS_050	1622	-	1631	NUM	10
704	WTBS_051	1632	-	1641	NUM	10
705	WTBS_052	1642	-	1651	NUM	10
706	WTBS_053	1652	-	1661	NUM	10
707	WTBS_054	1662	-	1671	NUM	10
708	WTBS_055	1672	-	1681	NUM	10
709	WTBS_056	1682	-	1691	NUM	10
710	WTBS_057	1692	-	1701	NUM	10
711	WTBS_058	1702	-	1711	NUM	10
712	WTBS_059	1712	-	1721	NUM	10
713	WTBS_060	1722	-	1731	NUM	10
714	WTBS_061	1732	-	1741	NUM	10
715	WTBS_062	1742	-	1751	NUM	10
716	WTBS_063	1752	-	1761	NUM	10
717	WTBS_064	1762	-	1771	NUM	10
718	WTBS_065	1772	-	1781	NUM	10
719	WTBS_066	1782	-	1791	NUM	10
720	WTBS_067	1792	-	1801	NUM	10
721	WTBS_068	1802	-	1811	NUM	10
722	WTBS_069	1812	-	1821	NUM	10
723	WTBS_070	1822	-	1831	NUM	10
724	WTBS_071	1832	-	1841	NUM	10
725	WTBS_072	1842	-	1851	NUM	10
726	WTBS_073	1852	-	1861	NUM	10
727	WTBS_074	1862	-	1871	NUM	10
728	WTBS_075	1872	-	1881	NUM	10
729	WTBS_076	1882	-	1891	NUM	10
730	WTBS_077	1892	-	1901	NUM	10
731	WTBS_078	1902	-	1911	NUM	10
732	WTBS_079	1912	-	1921	NUM	10
733	WTBS_080	1922	-	1931	NUM	10
734	WTBS_081	1932	-	1941	NUM	10
735	WTBS_082	1942	-	1951	NUM	10
736	WTBS_083	1952	-	1961	NUM	10
737	WTBS_084	1962	-	1971	NUM	10
738	WTBS_085	1972	-	1981	NUM	10
739	WTBS_086	1982	-	1991	NUM	10
740	WTBS_087	1992	-	2001	NUM	10
741	WTBS_088	2002	-	2011	NUM	10
742	WTBS_089	2012	-	2021	NUM	10
743	WTBS_090	2022	-	2031	NUM	10
744	WTBS_091	2032	-	2041	NUM	10
745	WTBS_092	2042	-	2051	NUM	10
746	WTBS_093	2052	-	2061	NUM	10
747	WTBS_094	2062	-	2071	NUM	10
748	WTBS_095	2072	-	2081	NUM	10
749	WTBS_096	2082	-	2091	NUM	10
750	WTBS_097	2092	-	2101	NUM	10

FIELD	NAME	POSITION			FORMAT	LENGTH
751	WTBS_098	2102	-	2111	NUM	10
752	WTBS_099	2112	-	2121	NUM	10
753	WTBS_100	2122	-	2131	NUM	10
754	WTBS_101	2132	-	2141	NUM	10
755	WTBS_102	2142	-	2151	NUM	10
756	WTBS_103	2152	-	2161	NUM	10
757	WTBS_104	2162	-	2171	NUM	10
758	WTBS_105	2172	-	2181	NUM	10
759	WTBS_106	2182	-	2191	NUM	10
760	WTBS_107	2192	-	2201	NUM	10
761	WTBS_108	2202	-	2211	NUM	10
762	WTBS_109	2212	-	2221	NUM	10
763	WTBS_110	2222	-	2231	NUM	10
764	WTBS_111	2232	-	2241	NUM	10
765	WTBS_112	2242	-	2251	NUM	10
766	WTBS_113	2252	-	2261	NUM	10
767	WTBS_114	2262	-	2271	NUM	10
768	WTBS_115	2272	-	2281	NUM	10
769	WTBS_116	2282	-	2291	NUM	10
770	WTBS_117	2292	-	2301	NUM	10
771	WTBS_118	2302	-	2311	NUM	10
772	WTBS_119	2312	-	2321	NUM	10
773	WTBS_120	2322	-	2331	NUM	10
774	WTBS_121	2332	-	2341	NUM	10
775	WTBS_122	2342	-	2351	NUM	10
776	WTBS_123	2352	-	2361	NUM	10
777	WTBS_124	2362	-	2371	NUM	10
778	WTBS_125	2372	-	2381	NUM	10
779	WTBS_126	2382	-	2391	NUM	10
780	WTBS_127	2392	-	2401	NUM	10
781	WTBS_128	2402	-	2411	NUM	10
782	WTBS_129	2412	-	2421	NUM	10
783	WTBS_130	2422	-	2431	NUM	10
784	WTBS_131	2432	-	2441	NUM	10
785	WTBS_132	2442	-	2451	NUM	10
786	WTBS_133	2452	-	2461	NUM	10
787	WTBS_134	2462	-	2471	NUM	10
788	WTBS_135	2472	-	2481	NUM	10
789	WTBS_136	2482	-	2491	NUM	10
790	WTBS_137	2492	-	2501	NUM	10
791	WTBS_138	2502	-	2511	NUM	10
792	WTBS_139	2512	-	2521	NUM	10
793	WTBS_140	2522	-	2531	NUM	10
794	WTBS_141	2532	-	2541	NUM	10
795	WTBS_142	2542	-	2551	NUM	10
796	WTBS_143	2552	-	2561	NUM	10
797	WTBS_144	2562	-	2571	NUM	10
798	WTBS_145	2572	-	2581	NUM	10
799	WTBS_146	2582	-	2591	NUM	10
800	WTBS_147	2592	-	2601	NUM	10

FIELD	NAME	POSITION			FORMAT	LENGTH
801	WTBS_148	2602	-	2611	NUM	10
802	WTBS_149	2612	-	2621	NUM	10
803	WTBS_150	2622	-	2631	NUM	10
804	WTBS_151	2632	-	2641	NUM	10
805	WTBS_152	2642	-	2651	NUM	10
806	WTBS_153	2652	-	2661	NUM	10
807	WTBS_154	2662	-	2671	NUM	10
808	WTBS_155	2672	-	2681	NUM	10
809	WTBS_156	2682	-	2691	NUM	10
810	WTBS_157	2692	-	2701	NUM	10
811	WTBS_158	2702	-	2711	NUM	10
812	WTBS_159	2712	-	2721	NUM	10
813	WTBS_160	2722	-	2731	NUM	10
814	WTBS_161	2732	-	2741	NUM	10
815	WTBS_162	2742	-	2751	NUM	10
816	WTBS_163	2752	-	2761	NUM	10
817	WTBS_164	2762	-	2771	NUM	10
818	WTBS_165	2772	-	2781	NUM	10
819	WTBS_166	2782	-	2791	NUM	10
820	WTBS_167	2792	-	2801	NUM	10
821	WTBS_168	2802	-	2811	NUM	10
822	WTBS_169	2812	-	2821	NUM	10
823	WTBS_170	2822	-	2831	NUM	10
824	WTBS_171	2832	-	2841	NUM	10
825	WTBS_172	2842	-	2851	NUM	10
826	WTBS_173	2852	-	2861	NUM	10
827	WTBS_174	2862	-	2871	NUM	10
828	WTBS_175	2872	-	2881	NUM	10
829	WTBS_176	2882	-	2891	NUM	10
830	WTBS_177	2892	-	2901	NUM	10
831	WTBS_178	2902	-	2911	NUM	10
832	WTBS_179	2912	-	2921	NUM	10
833	WTBS_180	2922	-	2931	NUM	10
834	WTBS_181	2932	-	2941	NUM	10
835	WTBS_182	2942	-	2951	NUM	10
836	WTBS_183	2952	-	2961	NUM	10
837	WTBS_184	2962	-	2971	NUM	10
838	WTBS_185	2972	-	2981	NUM	10
839	WTBS_186	2982	-	2991	NUM	10
840	WTBS_187	2992	-	3001	NUM	10
841	WTBS_188	3002	-	3011	NUM	10
842	WTBS_189	3012	-	3021	NUM	10
843	WTBS_190	3022	-	3031	NUM	10
844	WTBS_191	3032	-	3041	NUM	10
845	WTBS_192	3042	-	3051	NUM	10
846	WTBS_193	3052	-	3061	NUM	10
847	WTBS_194	3062	-	3071	NUM	10
848	WTBS_195	3072	-	3081	NUM	10
849	WTBS_196	3082	-	3091	NUM	10
850	WTBS_197	3092	-	3101	NUM	10

FIELD	NAME	POSITION			FORMAT	LENGTH
851	WTBS_198	3102	-	3111	NUM	10
852	WTBS_199	3112	-	3121	NUM	10
853	WTBS_200	3122	-	3131	NUM	10

Alphabetical Index - The Main File

VARIABLE

VARIABLE DESCRIPTION

PAGE

ACMPRYR	During the past 12 months, was your spouse's/partner's main activity working at a paid job or business, looking for paid work, going to school, caring for children, household work, retired or something else?	D - 313
ACMYRC	Main activity of the respondent in the last 12 months.	D - 287
AGE_1ST_CHANGE	Age of respondent at time of first change.	D - 25
AGE_2ND_CHANGE	Age of respondent at time of second change.	D - 27
AGE_3RD_CHANGE	Age of respondent at time of third change.	D - 28
AGE_4TH_CHANGE	Age of respondent at time of fourth change.	D - 30
AGE_5TH_CHANGE	Age of respondent at time of fifth change.	D - 31
AGE_CL_MA0	Age of respondent at start of common-law before current marriage.	D - 86
AGE_CL1C	Age of respondent at first common-law union.	D - 116
AGE_CL2	Age of respondent at second common-law union.	D - 120
AGE_CL3	Age of respondent at third common-law union.	D - 123
AGE_CU0C	Age of respondent at start of current common-law.	D - 105
AGE_DIPSEC	Age of the respondent when they graduated from high school.	D - 151
AGE_DIV_MARR1	Age of respondent when divorce or annulment was final for first marriage.	D - 91
AGE_DIV_MARR2C	Age of respondent when divorce or annulment was final for second marriage.	D - 96
AGE_DIV_MARR3	Age of respondent when divorce or annulment was final for third marriage.	D - 102
AGE_DTH_CL1C	Age of respondent when first common-law partner died.	D - 117
AGE_DTH_CL2	Age of respondent when second common-law partner died.	D - 120
AGE_DTH_CL3	Age of respondent when third common-law partner died.	D - 124
AGE_DTH_MARR1C	Age of respondent when first spouse died.	D - 91
AGE_DTH_MARR2C	Age of respondent when second spouse died.	D - 97
AGE_DTH_MARR3C	Age of respondent when third spouse died.	D - 102
AGE_EXPSTUEND	Age of respondent if studying at completion of study.	D - 175
AGE_FATHER_DIEDC	Age of respondent when his father died. (Birth or substitute)	D - 43
AGE_FDIEDC	Age of respondent when his birth father died.	D - 23
AGE_FIRSTOTHPRV	Age of respondent when MOVED to live in another province for more than 6 months.	D - 306
AGE_INT1BEGC	Respondent's age at the beginning of the first work interruption.	D - 264
AGE_INT1ENDC	Respondent's age at the end of the first work interruption.	D - 265
AGE_INT2BEGC	Respondent's age at the beginning of the second work interruption.	D - 266
AGE_INT2ENDC	Respondent's age at the end of the second work interruption.	D - 267
AGE_INT3BEGC	Respondent's age at the beginning of the third work interruption.	D - 268
AGE_INT3ENDC	Respondent's age at the end of the third work interruption.	D - 269
AGE_INT4BEGC	Respondent's age at the beginning of the fourth work interruption.	D - 270
AGE_INT4ENDC	Respondent's age at the end of the fourth work interruption.	D - 271
AGE_INT5BEGC	Respondent's age at the beginning of the fifth work interruption.	D - 272
AGE_INT5ENDC	Respondent's age at the end of the fifth work interruption.	D - 273
AGE_LFTHOMF	Age of respondent when first left home to live on own.	D - 57
AGE_LFTHOMLC	Age of respondent when last left home to live on own.	D - 66
AGE_LIVCUAPP	Age of respondent when started living apart from current marriage.	D - 78
AGE_MA0C	Age of respondent at start of current marriage.	D - 80
AGE_MARR1C	Age of respondent at start of first marriage.	D - 87
AGE_MARR2C	Age of respondent at start of second marriage.	D - 93
AGE_MARR3C	Age of respondent at start of third marriage.	D - 98
AGE_MAT1BEG	Age of respondent at the beginning of her first maternity leave.	D - 274
AGE_MAT1END	Age of respondent at the end of her first maternity leave.	D - 275
AGE_MAT2BEG	Age of respondent at the beginning of her second maternity leave.	D - 276
AGE_MAT2END	Age of respondent at the end of her second maternity leave.	D - 276
AGE_MAT3BEG	Age of respondent at the beginning of her third maternity leave.	D - 277
AGE_MAT3END	Age of respondent at the end of her third maternity leave.	D - 278
AGE_MAT4BEG	Age of respondent at the beginning of her fourth maternity leave.	D - 279
AGE_MAT4END	Age of respondent at the end of her fourth maternity leave.	D - 279
AGE_MAT5BEG	Age of respondent at the beginning of her fifth maternity leave.	D - 280
AGE_MAT5END	Age of respondent at the end of her fifth maternity leave.	D - 281
AGE_MDIEDC	Age of respondent when his birth mother died.	D - 22
AGE_MOTHER_DIEDC	Age of respondent when his mother died. (Birth or substitute)	D - 34
AGE_OPER	Age of respondent when had operation for contraceptive or medical reasons.	D - 133

VARIABLE	VARIABLE DESCRIPTION	PAGE
AGE_PARLSEP	Age of respondent when his/her parents last separated.	D - 50
AGE_PAT1BEG	Age of respondent at the beginning of his first paternity leave.	D - 282
AGE_PAT1END	Age of respondent at the end of his first paternity leave.	D - 283
AGE_PAT2BEG	Age of respondent at the beginning of his second paternity leave.	D - 284
AGE_PAT2END	Age of respondent at the end of his second paternity leave.	D - 284
AGE_PAT3BEG	Age of respondent at the beginning of his third paternity leave.	D - 285
AGE_PAT3END	Age of respondent at the end of his third paternity leave.	D - 286
AGE_RETHOMF	Age of respondent when first came back home.	D - 60
AGE_RETHOML	Age of respondent when last came back home.	D - 52
AGE_RETIREDC	Age respondent retired.	D - 299
AGE_SEP_CL1	Age of respondent when last separation of first common-law Union occurred.	D - 116
AGE_SEP_CL2	Age of respondent when last separation of second common-law union occurred.	D - 120
AGE_SEP_CL3	Age of respondent when last separation of third common-law union occurred.	D - 124
AGE_SEP_MA0C	Age of respondent at time of separation from current marriage.	D - 78
AGE_SEP_MARR1C	Age of respondent when last separation happened during first marriage.	D - 90
AGE_SEP_MARR2	Age of respondent when last separation happened during second marriage.	D - 96
AGE_SEP_MARR3	Age of respondent when last separation happened during third marriage.	D - 101
AGE_STU1BEG	Age of the respondent at first study period.	D - 154
AGE_STU1END	Age of the respondent when ending first study period.	D - 155
AGE_STU2BEG	Age of the respondent at second study period.	D - 159
AGE_STU2END	Age of the respondent when ending second study period.	D - 159
AGE_STU3BEG	Age of the respondent at third study period.	D - 163
AGE_STU3END	Age of the respondent when ending third study period.	D - 164
AGE_STU4BEG	Age of the respondent at fourth study period.	D - 168
AGE_STU4END	Age of the respondent when ending fourth study period.	D - 168
AGE_STU5BEG	Age of the respondent at fifth study period.	D - 172
AGE_STU5END	Age of the respondent when ending fifth study period.	D - 173
AGE_STUEND	Age of respondent at last diploma.	D - 174
AGE_SUBTFDTH	Respondent's age at time of substitute father's death.	D - 24
AGE_SUBTMDTH	Respondent's age at time of substitute mother's death.	D - 22
AGE_WK1BEGC	Age of respondent at the beginning of first work period.	D - 180
AGE_WK1ENDC	Age of respondent at the end of first work period.	D - 181
AGE_WK2BEGC	Age of respondent at the beginning of second work period.	D - 197
AGE_WK2ENDC	Age of respondent at the end of second work period.	D - 198
AGE_WK3BEGC	Age of respondent at the beginning of third work period.	D - 214
AGE_WK3ENDC	Age of respondent at the end of third work period.	D - 215
AGE_WK4BEGC	Age of respondent at the beginning of fourth work period.	D - 231
AGE_WK4ENDC	Age of respondent at the end of fourth work period.	D - 232
AGE_WK5BEGC	Age of respondent at the beginning of fifth work period.	D - 248
AGE_WK5ENDC	Age of respondent at the end of fifth work period.	D - 249
AGEARRIGRC	Age groups of the respondent when came to live permanently in Canada.	D - 301
AGEC	Age of respondent.	D - 3
AGECLPR_MARR1	Age when respondent lived common-law with first spouse.	D - 89
AGECLPR_MARR2	Age when respondent lived common-law with second spouse.	D - 95
AGECLPR_MARR3	Age when respondent lived common-law with third spouse.	D - 100
AGEDIFGR_CL1	Age difference between respondent and partner - first common-law union.	D - 115
AGEDIFGR_CL2	Age difference between respondent and partner - second common-law union.	D - 119
AGEDIFGR_CL3	Age difference between respondent and partner - third common-law union.	D - 122
AGEDIFGR_CU0	Age difference between respondent and partner - current common-law.	D - 106
AGEDIFGR_MA0	Age difference between respondent and spouse - current marriage.	D - 81
AGEDIFGR_MARR1	Age difference between respondent and first spouse.	D - 92
AGEDIFGR_MARR2	Age difference between respondent and second spouse.	D - 97
AGEDIFGR_MARR3	Age difference between respondent and third spouse.	D - 103
AGEGR10	Age group of the respondent.	D - 4
AGEGR5	Age group of the respondent.	D - 4
AGELTWKC	Age of the respondent when they last did paid work.	D - 288
AGEPR_OPER	Age of respondent' spouse/partner when had operation for contraceptive or medical reasons.	D - 135

VARIABLE

VARIABLE DESCRIPTION

PAGE

AGEPRGRDIF	Age difference between respondent and spouse/partner.	D - 6
BRTHCAN	Country of birth of the respondent.	D - 299
BRTHF_LIV	Birth father respondent still living.	D - 23
BRTHFCAN	Country of birth of the respondent's father.	D - 44
BRTHFCR	Country or region of birth of the respondent's father.	D - 44
BRTHM_LIV	Birth mother respondent still living.	D - 21
BRTHMCAN	Country of birth of the respondent's mother.	D - 35
BRTHMCR	Country or region of birth of the respondent's mother.	D - 35
BRTHPRVC	Province of birth of respondent.	D - 300
BRTHREGC	Country or region of birth of the respondent.	D - 300
CHANGE1	What was the first change?	D - 25
CHANGE2	What was the second change?	D - 26
CHANGE3	What was the third change?	D - 28
CHANGE4	What was the fourth change?	D - 29
CHANGE5	What was the fifth change?	D - 31
CHDDECC	Number of respondent's children deceased.	D - 12
CHDINFTC	Number of respondent's children living in household full-time.	D - 10
CHDINPTC	Number of respondent's children living in household part-time.	D - 11
CHDOUTC	Number of respondent's children living outside household.	D - 11
CHG_BEF_AGE15	Before age 15, were there any changes in the living situation of your parents (or the people who raised you)?	D - 24
CHRINHSDC	Number of respondent's child(ren) living in the household (any age or marital status)	D - 7
CLPR_CL1	Respondent's first partner lived common-law with anyone else before entering that common-law union.	D - 114
CLPR_CL2	Respondent's second partner lived common-law with anyone else before entering that common-law union.	D - 118
CLPR_CL3	Respondent's third partner lived common-law with anyone else before entering that common-law union.	D - 122
CLPR_MARR1	First spouse lived common-law with anyone else before this marriage.	D - 88
CLPR_MARR2	Second spouse lived common-law with anyone else before this marriage.	D - 94
CLPR_MARR3	Third spouse lived common-law with anyone else before this marriage.	D - 99
CLRESPR_MARR1	First spouse lived common-law with respondent before this marriage.	D - 89
CLRESPR_MARR2	Second spouse lived common-law with respondent before this marriage.	D - 94
CLRESPR_MARR3	Third spouse lived common-law with respondent before this marriage.	D - 100
CONTR_C01	Contraceptive method(s) respondent and/or spouse/partner is using - Birth control pill.	D - 136
CONTR_C02	Contraceptive method(s) respondent and/or spouse/partner is using - Intra-uterine device (IUD).	D - 137
CONTR_C03	Contraceptive method(s) respondent and/or spouse/partner is using - Sponge.	D - 137
CONTR_C04	Contraceptive method(s) respondent and/or spouse/partner is using - Diaphragm.	D - 137
CONTR_C05	Contraceptive method(s) respondent and/or spouse/partner is using - Foam, jelly.	D - 138
CONTR_C06	Contraceptive method(s) respondent and/or spouse/partner is using - Condom.	D - 138
CONTR_C07	Contraceptive method(s) respondent and/or spouse/partner is using - Periodic abstinence, safe period.	D - 138
CONTR_C08	Contraceptive method(s) respondent and/or spouse/partner is using - Withdrawal.	D - 139
CONTR_C09	Contraceptive method(s) respondent and/or spouse/partner is using - Any other method.	D - 139
CONTR_U2Y	Respondent and/or respondent's spouse/partner has used any contraceptive method during the past 2 years.	D - 140
COR_Q10	Have you ever raised step-children? By step-children we mean children from a former union of a spouse or common-law partner.	D - 125
COR_Q20	Have you ever adopted children? (Exclude any step-children mentioned in the previous question.)	D - 126
COR_Q31	Have you ever fathered a child? (Do not count stillbirths.)	D - 127
COR_Q41	Have you ever given birth to a child? (Do not count stillbirths.)	D - 127
COR_Q70	Do you have any grandchildren?	D - 128
CU0_Q107	Have you ever been a partner in a common-law relationship that was not followed by marriage? (Common-law partners refer to two people of the opposite sex or of the same sex who live together as a couple but who are not legally married to each other.)	D - 104

VARIABLE

VARIABLE DESCRIPTION

PAGE

CU0_Q120	What was your partner's marital status before entering into this union? Was it...	D - 105
CU0_Q140	Did your partner live common-law with anyone else before entering into this union?	D - 106
CU0_Q145	Does your partner provide financial support for this/those child/children?	D - 108
CU0_Q146	During the past 12 months, how often did your partner see (this/those) child/children? Was it ...	D - 108
CU0_Q147	During the past 12 months, how often did your partner have contact by letter, E-mail or telephone with (this/those) child/children? Was it ...	D - 109
CU0_Q220	Have you had a previous common-law relationship that was not followed by marriage?	D - 109
CUE_Q120	Are you in an intimate relationship with someone who lives in a separate household?	D - 111
CUE_Q130	Do you think you will ever live in a common-law relationship?	D - 111
CUE_Q140	At what age would you like to start a common-law relationship?	D - 112
CUE_Q150	Do you think you could ever live in a common-law relationship?	D - 112
CUE_Q160	At what age would you like to start a common-law relationship?	D - 113
CURRCL_CL1	First common_law is the current common-law union.	D - 113
CURRCL_CL2	Second common_law is the current common-law union.	D - 117
CURRCL_CL3	Third common_law is the current common-law union.	D - 121
CURRMARR_MARR1	First marriage is current marriage	D - 87
CURRMARR_MARR2	Second marriage is current marriage	D - 92
CURRMARR_MARR3	Third marriage is current marriage	D - 98
DOF_Q30	Did your spouse/partner's parents (or parental substitutes) ever separate or divorce?	D - 51
DOF_Q40	How old was your spouse/partner when this occurred?	D - 51
DUR_FIRSTOTHPRV	Duration of stay in months the FIRST TIME the respondent lived in a province or outside Canada for a period of more than 6 months since the age of 15.	D - 307
DUR_INT1	Length of respondent's first work interruption (in months).	D - 265
DUR_INT2	Length of respondent's second work interruption (in months).	D - 267
DUR_INT3	Length of respondent's third work interruption (in months).	D - 269
DUR_INT4	Length of respondent's fourth work interruption (in months).	D - 271
DUR_INT5	Length of respondent's fifth work interruption (in months).	D - 273
DUR_MAT1	Length of respondent's first maternity leave (in months).	D - 275
DUR_MAT2	Length of respondent's second maternity leave (in months).	D - 277
DUR_MAT3	Length of respondent's third maternity leave (in months).	D - 278
DUR_MAT4	Length of respondent's fourth maternity leave (in months).	D - 280
DUR_MAT5	Length of respondent's fifth maternity leave (in months).	D - 281
DUR_NXTOTHPRV	Duration of stay in months the SECOND TIME the respondent lived in a province or outside Canada for a period of more than 6 months since the age of 15.	D - 308
DUR_PAT1	Length of respondent's first paternity leave (in months).	D - 283
DUR_PAT2	Length of respondent's second paternity leave (in months).	D - 285
DUR_PAT3	Length of respondent's third paternity leave (in months).	D - 286
DUR_STU1	Duration in month(s) of the first study period.	D - 155
DUR_STU2	Duration in month(s) of the second study period.	D - 160
DUR_STU3	Duration in month(s) of the third study period.	D - 164
DUR_STU4	Duration in month(s) of the fourth study period.	D - 169
DUR_STU5	Duration in month(s) of the fifth study period.	D - 173
DUR_USECONTR	Length of time (in weeks) the respondent and/or the respondent's spouse/partner have been using the contraceptive methods.	D - 140
DUR_WK1	Length of respondent's first work period (in months).	D - 181
DUR_WK2	Length of respondent's second work period (in months).	D - 198
DUR_WK3	Length of respondent's third work period (in months).	D - 215
DUR_WK4	Length of respondent's fourth work period (in months).	D - 232
DUR_WK5	Length of respondent's fifth work period (in months).	D - 249
DUR_WKTOT	Length of respondent's total work period (in months), since the beginning of his/her professional life.	D - 263
DWELC	Dwelling type of the respondent.	D - 308
DWELLOWN	Is this dwelling owned by a member of this household?	D - 309
ED0_Q10	Now, I would like to ask you some questions about your education. Your answers will help us to analyse the relationship between family events and your education. Excluding kindergarten, how many years of elementary and high school education have you successfully completed?	D - 149

VARIABLE

VARIABLE DESCRIPTION

PAGE

ED0_Q20	Have you graduated from high school?	D - 150
ED0_Q21	Are you currently working towards a high school diploma?	D - 150
ED1_Q110	Following your elementary or high school studies, have you undertaken any other studies to obtain a diploma, a certificate or a degree? (Include only complete courses which form part of a program leading to a diploma, a certificate or a degree. Exclude courses taken in the work place or courses taken for personal interest.)	D - 152
ED1_Q120	Was it to obtain ...	D - 152
ED1_Q122	Did you study to obtain ...	D - 153
ED1_Q141	Were you registered as a full-time or part-time student?	D - 153
ED1_Q142	During these studies, did your weekly activities consist of ...	D - 154
ED1_Q150	Did you graduate from this program?	D - 156
ED1_Q170	What was the MOST IMPORTANT reason why you decided not to continue your studies?	D - 156
ED2_Q110	Did you pursue any other studies to obtain a diploma, a certificate or a degree? (Include only complete courses which form part of a program leading to a diploma, a certificate, or a degree. Exclude courses taken in the work place or courses taken for personal interest.)	D - 157
ED2_Q122	Was it to obtain ...	D - 157
ED2_Q141	Were you registered as a full-time or part-time student?	D - 158
ED2_Q142	During these studies, did your weekly activities consist of ...	D - 158
ED2_Q150	Did you graduate from this program?	D - 160
ED2_Q170	What was the MOST IMPORTANT reason why you decided not to continue your studies?	D - 161
ED3_Q110	Did you pursue any other studies to obtain a diploma, a certificate or a degree? (Include only complete courses which form part of a program leading to a diploma, a certificate or a degree. Exclude courses taken in the work place or courses taken for personal interest.)	D - 161
ED3_Q122	Was it to obtain ...	D - 162
ED3_Q141	Were you registered as a full-time or part-time student?	D - 162
ED3_Q142	During these studies, did your weekly activities consist of ...	D - 163
ED3_Q150	Did you graduate from this program?	D - 165
ED3_Q170	What was the MOST IMPORTANT reason why you decided not to continue your studies?	D - 165
ED4_Q110	Did you pursue any other studies to obtain a diploma, a certificate or a degree? (Include only complete courses which form part of a program leading to a diploma or a certificate or a degree. Exclude courses taken in the work place or courses taken for personal interest.)	D - 166
ED4_Q122	Was it to obtain ...	D - 166
ED4_Q141	Were you registered as a full-time or part-time student?	D - 167
ED4_Q142	During these studies, did your weekly activities consist of ...	D - 167
ED4_Q150	Did you graduate from this program?	D - 169
ED4_Q170	What was the MOST IMPORTANT reason why you decided not to continue your studies?	D - 170
ED5_Q110	Did you pursue any other studies to obtain a diploma, a certificate or a degree? (Include only complete courses which form part of a program leading to a grade, a diploma or a certificate. Exclude courses taken in the work place or courses taken for personal interest.)	D - 170
ED5_Q122	Was it to obtain ...	D - 171
ED5_Q141	Were you registered as a full-time or part-time student?	D - 171
ED5_Q142	During these studies, did your weekly activities consist of ...	D - 172
EDE_Q10	Are you presently in school?	D - 174
EDE_Q30	Do you intend to continue your studies?	D - 175
EDE_Q60	During the next year, do you intend to pursue any studies?	D - 177
EDE_Q70	How many months do you expect these studies to take?	D - 178
EDF_Q40	During most of the time you were growing up (before you turned 15), did he usually work full-time, part-time or did he not work for pay at all?	D - 46
EDM_Q40	During most of the time you were growing up (before you turned 15), did she usually work full-time, part-time or did she not work for pay at all?	D - 37

VARIABLE

VARIABLE DESCRIPTION

PAGE

EDU10	Highest level of education obtained by respondent. In ten categories.	D - 177
EDU5	Highest level of education obtained by respondent. In five categories.	D - 176
EDUF10	Education level of respondent's birth or substitute father.	D - 45
EDUF5	Education level of respondent's birth or substitute father.	D - 45
EDUM10	Education level of respondent's birth or substitute mother.	D - 36
EDUM5	Education level of respondent's birth or substitute mother.	D - 36
EDUPR10	Respondent's spouse/partner's education level.	D - 316
EDUPR5	Respondent's spouse/partner's education level	D - 316
EDUSTAT	Full-time or part-time education status for the respondent.	D - 287
END_CL1	Reason for end of first common-law union.	D - 115
END_CL2	Reason for end of second common-law union.	D - 119
END_CL3	Reason for end of third common-law union.	D - 123
END_MARR1	Reason for end of first marriage	D - 90
END_MARR2	Reason for end of second marriage	D - 95
END_MARR3	Reason for end of third marriage	D - 101
EVER_CL	Respondent ever been in a common-law relationship.	D - 77
EVER_LEG MARR	Respondent ever legally married.	D - 77
F_LIVW	Living arrangement of respondent's father.	D - 49
F_ROLE	Status of father of respondent.	D - 18
F_YRBORN	Year of birth of respondent's father.	D - 46
F15SOC91C08	Standard Occupational Classification (1991) of the father when the respondent was at the age 15 - 8 categories.	D - 47
F15SOC91C10	Standard Occupational Classification (1991) of the father when the respondent was at the age 15 - 10 categories.	D - 48
FAMTYPE	Respondent's type of family structure.	D - 10
FATHER_LIV	Father of respondent still living. (Birth or substitute)	D - 42
FI_Q130	Have you had an operation that makes it impossible for you to have a/another child?	D - 132
FI_Q131	Did you have that operation for contraceptive or medical reasons?	D - 132
FI_Q140	Have you ever been told that you cannot have any(more) children?	D - 133
FI_Q230	Has your spouse/partner had an operation that makes it impossible for him/her to have another child?	D - 134
FI_Q231	Did your spouse/partner have that operation for contraceptive or medical reasons?	D - 134
FI_Q240	Has your spouse/partner ever been told that he/she cannot have any(more) children?	D - 135
FIFTH_CHANGE	Was there a fifth change in the living situation of your parents (or the people who raised you)?	D - 30
FIRST_CHANGE	Was there a first change in the living situation of your Parents (or the people who raised you)?	D - 24
FOURTH_CHANGE	Was there a fourth change in the living situation of your parents (or the people who raised you)?	D - 29
GU_Q110	When you were born or adopted at birth, were you living with both your birth or adoptive mother AND your birth or adoptive father? (Adoptive parents at birth are considered birth parents in this section.)	D - 14
GU_Q120	Until you were 15, did you always live with both of your birth or adopted parents?	D - 15
GU_Q130	When you were born, did you live with your birth mother?	D - 15
GU_Q140	Was there a female who took the role of your mother?	D - 16
GU_Q150	When you were born, did you live with your birth father?	D - 17
GU_Q160	Was there a male who took the role of your father? (when you were born)	D - 17
GU_Q170	Have your birth parents ever lived together in a common-law relationship?	D - 18
GU_Q180	Was that before or after you were born?	D - 19
GU_Q190	When you were born (or adopted at birth), were your parents married or living together in a common-law relationship?	D - 19
GU_Q200Y	In what year did they begin living together?	D - 20
GU_Q210	Were they ever married (to each other)?	D - 20
GU_Q220YC	In what year were they married?	D - 21
HSDSIZEC	Household size of respondent.	D - 9
IN_Q0110	Various measures of income are needed to study the relationship between an individual's overall economic situation and their family life. What was your main source of income during the past 12 months?	D - 317

VARIABLE

VARIABLE DESCRIPTION

PAGE

INCM	Annual personal income of the respondent.	D - 318
INCMHSD	Total household income.	D - 319
INCMMEMC	Not including the respondent, number of household members receiving income from any source, during the past 12 months.	D - 318
LAF_Q10	Does he live ...	D - 48
LAF_Q50	During the past 12 months, did you see him...	D - 49
LAF_Q60	During the past 12 months, how often did you have contact by letter, E-mail or telephone with him? Was it...	D - 50
LAM_Q10	Does she live ...	D - 39
LAM_Q50	During the past 12 months, did you see her...	D - 40
LAM_Q60	During the past 12 months, how often did you have contact by letter, E-mail or telephone with her? Was it...	D - 41
LANCH	First childhood language of the respondent.	D - 309
LANCHSUE	Respondent still understands first childhood language -English.	D - 310
LANCHSUF	Respondent still understands first childhood language -French.	D - 310
LANCHSUO	Respondent still understands first childhood language - Other.	D - 310
LANHSDC	Respondent's household language.	D - 311
LEG_MARSTAT	Current legal marital status of the respondent.	D - 76
LHH_Q110	Have you always lived with at least one of your parents? (or parent substitutes)	D - 52
LHN_Q110	Have you left your parent's (or parental substitute's) home more than once to live on your own?	D - 56
LIVARR08	Living arrangement of respondent's household.	D - 8
LIVARR12	Living arrangement of respondent's household.	D - 9
M_LIVW	Living arrangement of respondent's mother.	D - 40
M_ROLE	Status of mother of respondent.	D - 16
M_YRBORN	Year of birth of respondent's mother.	D - 37
M15SOC91C08	Standard Occupational Classification (1991) of the mother when the respondent was at the age 15 - 8 categories.	D - 38
M15SOC91C10	Standard Occupational Classification (1991) of the mother when the respondent was at the age 15 - 10 categories.	D - 39
MA0_Q120	What was your spouse's marital status before entering into this marriage? Was it ...	D - 81
MA0_Q140	Did your spouse live common-law with anyone else before entering into this marriage? (current marriage)	D - 82
MA0_Q141	Does your spouse have any children that you did not raise?	D - 82
MA0_Q145	Does your spouse provide financial support for this/those child/children?	D - 84
MA0_Q146	During the past 12 months, how often did your spouse see (this/those) child/children? Was it...	D - 84
MA0_Q147	During the past 12 months, how often did your spouse have contact by letter, E-mail or telephone with (this/those) child/children? Was it...	D - 85
MA0_Q150	Did you and your spouse live common-law before entering into this marriage?	D - 85
MAE_Q140	At what age would you like to get married/remarried?	D - 87
MAP_Q20	Was he/she studying full-time or part-time?	D - 313
MAP_Q30	Did he/she have a job or was he/she self-employed at any time during the past 12 months?	D - 314
MAP_Q31	How many weeks did he/she work during the past 12 months?	D - 314
MAP_Q32	Was he/she working full-time or part-time?	D - 315
MAP_Q40	During the past 12 months, was he/she ever without a job AND looking for work?	D - 315
MARSTAT	Marital status of the respondent.	D - 5
MIG_Q010	Did you leave [BPR_Q20] after the age of 15?	D - 302
MIG_Q020	After you left [BPR_Q20], did you go directly to live in [PRRES]?	D - 302
MIG_Q030	Since the age of 15, did you ever live in a province other than [PRRES] or outside Canada for a period of more than 6 months?	D - 303
MIG_Q040	Since your arrival in Canada, did you ever live in a province other than [PRRES] or outside Canada for a period of more than 6 months?	D - 303
MIG_Q050	Since the age of 15, did you live in a province other than [PRRES] or outside Canada for a period of more than 6 months?	D - 304
MIG_Q060	Did you ever live in a province other than [PRRES] or outside Canada for a period of more than 6 months?	D - 304

VARIABLE

VARIABLE DESCRIPTION

PAGE

MIG_Q080C	Since the age of 15, in which province or country did you first live in for a period of more than 6 months?	D - 305
MIG_Q090C	In which province or country did you first live in for a period of more than 6 months? (After the age of 15)?	D - 306
MIG_Q120C	In what province or country did you live in next for more than 6 months?	D - 307
MOTHER_LIV	Mother of respondent still living. (Birth or substitute)	D - 33
MSPR_CL1	Marital status of respondent's first partner before entering that common-law union.	D - 114
MSPR_CL2	Marital status of respondent's second partner before entering that common-law union.	D - 118
MSPR_CL3	Marital status of respondent's third partner before entering that common-law union.	D - 121
MSPR_MARR1	Marital status of first spouse before entering into that marriage.	D - 88
MSPR_MARR2	Marital status of second spouse before entering into that marriage.	D - 93
MSPR_MARR3	Marital status of third spouse before entering into that marriage.	D - 99
MULTIGEN	Three-generation or more family in respondent's household.	D - 13
MWR_Q110	Who, if anyone, do you think of as the man who mostly raised you when you were growing up?	D - 41
NAICS16	North American Industrial Classification System of the respondent - 16 categories.	D - 292
NO_ADBRSIC	Number of adopted brothers/sisters.	D - 72
NO_ADOPCHDC	Number of children the respondent has ever adopted.	D - 126
NO_BRSIGRWC	Total number of brothers/sisters respondent grew up with.	D - 73
NO_BRSILIVC	Total number of brothers/sisters still living.	D - 75
NO_BRTCHDC	Number of children the respondent have given birth or fathered.	D - 128
NO_CHCLPRC	Number of children of common-law partner that the respondent did not raise.	D - 107
NO_CHRI	Number of children the respondent intends to have.	D - 131
NO_CHSPOC	Number of spouse's children the respondent did not raise.	D - 83
NO_CHU19CLPRC	Number of children younger than 19 years of age, of common-law partner that the respondent did not raise.	D - 107
NO_CHU19SPOC	Number of spouse's children 18 or less the respondent did not raise.	D - 83
NO_CL_FOMARR	Number of common-law unions followed by a marriage.	D - 80
NO_CL_NOMARR	Number of common-law relationships the respondent has ever had that were not followed by marriage.	D - 110
NO_DIFF_F	Number of different fathers the respondent lived with.	D - 32
NO_DIFF_M	Number of different mothers the respondent lived with.	D - 32
NO_FLBRSIC	Number of full (birth) brothers/sisters.	D - 73
NO_GRNDCHDC	Number of grandchildren the respondent has.	D - 129
NO_INT	Total number of work interruptions the respondent has had.	D - 264
NO_LFTHOMC	Number of time the respondent left home to live on his own.	D - 56
NO_MARR_NOCL	Number of marriages not preceded by common-law union.	D - 79
NO_MARREVER	Number of marriages the respondent has ever had.	D - 79
NO_MAT	Number of maternity leaves taken by respondent.	D - 274
NO_OBRSILIVC	Total number of older brothers/sisters still living.	D - 75
NO_PAT	Number of paternity leaves taken by respondent.	D - 282
NO_STEPCHDC	Number of step-children the respondent has ever raised.	D - 125
NO_STU	Number of study periods declared.	D - 151
NO_WKFULL	Number of full-time work periods.	D - 179
NO_WKPART	Number of part-time work periods.	D - 179
NO_WKPER	Total number of work periods.	D - 180
OC_Q10	Overall, would you say that you are very satisfied, somewhat satisfied, not very satisfied or not satisfied at all with the amount of time you spend with your children?	D - 129
OC_Q20	Can you tell me if you strongly agree, agree, disagree or strongly disagree with each of the following statements? Having children has made me a happier person.	D - 130
OC_Q21	Can you tell me if you strongly agree, agree, disagree or strongly disagree with each of the following statements? I am often frustrated because my children take so much of my time.	D - 130
PAR_EVERSEPDIV	Respondent's parent or substitute ever separated or divorced.	D - 43
PARHSDC	Type of parents the respondent has within the household.	D - 8
POR_Q20	When you were 15 years of age, what was the approximate population of the city/town you lived in? Was it ...	D - 301
PR_CL	Respondent is currently living with a common-law partner.	D - 103

VARIABLE

VARIABLE DESCRIPTION

PAGE

PR_PREG	Respondent or respondent's spouse/partner is currently pregnant.	D - 131
PRTYPEC	Type of partner the respondent has within the household.	D - 7
PRV	Province of residence of the respondent.	D - 13
PW_Q130	Did you have a job or were you self-employed at any time during the past 12 months?	D - 288
PW_Q150	Were you mainly ...	D - 289
PW_Q160	Did you have any paid employees?	D - 289
PW_Q161	About how many employees did you have?	D - 290
PW_Q190	Some people do all or some of their paid work at home. Excluding overtime, do you usually work any of your scheduled hours at home?	D - 291
PW_Q410	Which of the following best describes the hours you usually work at this job?	D - 294
PW_Q510	Are you satisfied or dissatisfied with the balance between your job and family and home life?	D - 295
PW_Q520_C01	Why are you dissatisfied? Not enough time for family (include spouse/partner and children).	D - 295
PW_Q520_C02	Why are you dissatisfied? Spends too much time on job/main activity.	D - 296
PW_Q520_C03	Why are you dissatisfied? Not enough time for other activities (exclude work or family related activities).	D - 296
PW_Q520_C04	Why are you dissatisfied? Cannot find suitable employment activities).	D - 296
PW_Q520_C05	Why are you dissatisfied? Employment related reason(s) (exclude spending too much time on job).	D - 297
PW_Q520_C06	Why are you dissatisfied? Health reasons (include sleep disorders).	D - 297
PW_Q520_C07	Why are you dissatisfied? Family related reason(s) (exclude not enough time for family).	D - 297
PW_Q520_C08	Why are you dissatisfied? Other reason(s).	D - 298
RANK_CURRCL	Rank of respondent's current common-law union, which was not followed by marriage.	D - 110
RANK_CURRMARR	Rank of current marriage of respondent.	D - 77
RANK_CURRUN	Rank of respondent's current union (Common-law or marriage).	D - 104
RANK_INT1	Rank of respondent's first work interruption among all work periods.	D - 266
RANK_INT2	Rank of respondent's second work interruption among all work periods.	D - 268
RANK_INT3	Rank of respondent's third work interruption among all work periods.	D - 270
RANK_INT4	Rank of respondent's fourth work interruption among all work periods.	D - 272
RANK_INT5	Rank of respondent's fifth work interruption among all work periods.	D - 273
REA_LFTHOMF_C01	Main reason for FIRST move from parental household... to attend school.	D - 57
REA_LFTHOMF_C02	Main reason for FIRST move from parental household... because of a job.	D - 58
REA_LFTHOMF_C03	Main reason for FIRST move from parental household... to get married/to live with a partner.	D - 58
REA_LFTHOMF_C04	Main reason for FIRST move from parental household... to be independent / move into own place.	D - 58
REA_LFTHOMF_C07	Main reason for FIRST move from parental household... family problems / conflicts.	D - 59
REA_LFTHOMF_C09	Main reason for FIRST move from parental household... Joined the armed forces/went to war.	D - 60
REA_LFTHOMF_C10	Main reason for FIRST move from parental household... Parent(s) moved.	D - 60
REA_LFTHOMFC_C08	Main reason for FIRST move from parental household... parent(s) died / Hospitalized, immigrated into Canada and other reason.	D - 59
REA_LFTHOML_C01	Main reason for LAST move from parental household... to attend school.	D - 66
REA_LFTHOML_C02	Main reason for LAST move from parental household... because of a job.	D - 67
REA_LFTHOML_C03	Main reason for LAST move from parental household... to get married or to live with a partner.	D - 67
REA_LFTHOML_C04	Main reason for LAST move from parental household... to be independent / move into own place.	D - 67
REA_LFTHOML_C05	Main reason for LAST move from parental household... parent(s) died / hospitalized.	D - 68
REA_LFTHOML_C06	Main reason for LAST move from parental household... immigrated into Canada.	D - 68
REA_LFTHOML_C07	Main reason for LAST move from parental household... family problems / conflicts.	D - 68
REA_LFTHOML_C08	Main reason for LAST move from parental household... other reason.	D - 69
REA_LFTHOML_C09	Main reason for LAST move from parental household... Joined the armed forces/went to war.	D - 69
REA_LFTHOML_C10	Main reason for LAST move from parental household... Parent(s) moved.	D - 69
REA_RETHOMF_C01	Main reason for FIRST return to parental household... Job ended.	D - 61

VARIABLE

VARIABLE DESCRIPTION

PAGE

REA_RETHOMF_C02	Main reason for FIRST return to parental household... Relationship ended.	D - 61
REA_RETHOMF_C03	Main reason for FIRST return to parental household... Financial reasons.	D - 61
REA_RETHOMF_C04	Main reason for FIRST return to parental household... Obtained degree or left school.	D - 62
REA_RETHOMF_C05	Main reason for FIRST return to parental household... End of School term (year).	D - 62
REA_RETHOMF_C06	Main reason for FIRST return to parental household... Other reasons.	D - 62
REA_RETHOMF_C07	Main reason for FIRST return to parental household... War ended/left army.	D - 63
REA_RETHOMF_C08	Main reason for FIRST return to parental household... Other work-related reasons (e.g. Started a new job, transferred jobs, etc.).	D - 63
REA_RETHOMF_C09	Main reason for FIRST return to parental household... Other education-related reasons (e.g. to attend or continue attending school, college, university, etc.).	D - 64
REA_RETHOMF_C10	Main reason for FIRST return to parental household... Family-related reasons (e.g. Change in family situation, death or illness of family member, to assist a family member, at parents request, etc.).	D - 64
REA_RETHOMF_C11	Main reason for FIRST return to parental household... Wanted to be back home (e.g. Lonely, homesick, missed family, tried living on own and didn't like it, etc.).	D - 65
REA_RETHOMF_C12	Main reason for FIRST return to parental household... Respondent's health (e.g. illness or injury, etc.).	D - 65
REA_RETHOML_C01	Main reason for LAST return to parental household... Job ended.	D - 53
REA_RETHOML_C02	Main reason for LAST return to parental household... Relationship ended.	D - 53
REA_RETHOML_C03	Main reason for LAST return to parental household... Financial reasons.	D - 53
REA_RETHOML_C04	Main reason for LAST return to parental household... Obtained degree or left school.	D - 54
REA_RETHOML_C05	Main reason for LAST return to parental household... End school term (year).	D - 54
REA_RETHOML_C09	Main reason for LAST return to parental household... Family-related reasons (e.g. Change in family situation, death or illness of family member, to assist a family member, at parents request, etc.).	D - 55
REA_RETHOMLC_C06	Main reason for LAST return to parental household... Other reasons, other work-related reasons and other education-related reasons.	D - 55
RECID	Record identification.	D - 3
REGION	Region of residence of the respondent.	D - 14
RELIG6	Religion of respondent. In six categories.	D - 311
RELIGATT	Religious attendance of the respondent.	D - 312
RL_Q120	At the age of 15, other than on special occasions, (such as weddings, funerals or baptisms) did you attend religious services or meetings ...	D - 312
SAW01_Q10	Did you return to seasonal work after that absence from work?	D - 195
SAW01_Q30	Since [WH01_Q20M & WH01_Q20Y or WH01_Q20A], were you always a seasonal worker or self-employed?	D - 196
SAW01_Q60	Did you start working after being a seasonal worker or self-employed?	D - 196
SAW02_Q10	Did you return to seasonal work after that absence from work?	D - 212
SAW02_Q30	Since [(WH02_Q20M & WH02_Q20Y or WH02_Q20A) OR (WF02_Q20M & WF02_Q20Y or WF02_Q20A) OR (WP02_Q20M & WP02_Q20Y or WP02_Q20A)], were you always a seasonal worker or self-employed?	D - 213
SAW02_Q60	Did you start working after being a seasonal worker or self-employed?	D - 213
SAW03_Q10	Did you return to seasonal work after that absence from work?	D - 229
SAW03_Q30	Since [(WH03-Q20M & WH03_Q20Y or WH03_Q20A) OR (WF03_Q20M & WF03_Q20Y or WF03_Q20A) OR (WP03_Q20M & WP03_Q20Y or WP03_Q20A)], were you always a seasonal worker or self-employed?	D - 230
SAW03_Q60	Did you start working after being a seasonal worker or self-employed?	D - 230
SAW04_Q10	Did you return to seasonal work after that absence from work?	D - 246
SAW04_Q30	Since [(WH04_Q20M & WH04_Q20Y or WH04_Q20A) OR (WF04_Q20M & WF04_Q20Y or WF04_Q20A) OR (WP04_Q20M & WP04_Q20Y or WP04_Q20A)], were you always a seasonal worker or self-employed?	D - 247
SAW04_Q60	Did you start working after being a seasonal worker or self-employed?	D - 247
SAW05_Q10	Did you return to seasonal work after that absence from work?	D - 260
SAW05_Q30	Since [(WH05_Q20M and WH05_Q20Y or WH05_Q20A) or (WF05_Q20M and WF05_Q20Y or WF05_Q20A) or (WP05_Q20M and WP05_Q20Y or WP05_Q20A)], were you always a seasonal worker or self-employed?	D - 261
SAW05_Q60	Did you start working after being a seasonal worker or self-employed?	D - 261

VARIABLE

VARIABLE DESCRIPTION

PAGE

SECOND_CHANGE	Was there a second change in the living situation of your parents (or the people who raised you)?	D - 26
SEX	Sex of respondent.	D - 5
SEXPR	Sex of the respondent's spouse/partner within the household.	D - 6
SOC91C08	Standard Occupational Classification (1991) of the respondent - 8 categories.	D - 293
SOC91C10	Standard Occupational Classification (1991) of the respondent - 10 categories.	D - 294
SR_Q110	Do you or did you have any step-, adopted or half-brothers/sisters?	D - 70
SR_Q120	How many step-brothers and /or sisters do you or did you have?	D - 70
SR_Q130	Before you were 15 years old, did they live at least part of the time in the same household as you?	D - 70
SR_Q140	How many half-brothers and/or sisters do you or did you have?	D - 71
SR_Q150	Before you were 15 years old, did they live at least part of the time in the same household as you?	D - 71
SR_Q170	Before you were 15 years old, did they live at least part of the time in the same household as you?	D - 72
SR_Q190	Before you were 15 years old, did they live at least part of the time in the same household as you?	D - 74
SR_Q220	How many of these {SIB} brothers/sisters are/were older than you?	D - 74
STU15YRS	Respondent was attending school at 15 years of age.	D - 176
SUBTF_LIV	Substitute father of respondent still living.	D - 42
SUBTM_LIV	Substitute mother of respondent still living.	D - 34
THIRD_CHANGE	Was there a third change in the living situation of your parents (or the people who raised you)?	D - 27
TOT_UNION	Total number of unions(marriage and common-law).	D - 76
TOTALCHDC	Total number of children raised by respondent.	D - 12
USE_CONTR	Respondent and/or respondent's spouse/partner is currently using a contraceptive method.	D - 136
VA_Q010	Can you tell me if you strongly agree, agree, disagree or strongly disagree with each of the following statements? I had a very happy childhood.	D - 141
VA_Q020	Can you tell me if you strongly agree, agree, disagree or strongly disagree with each of the following statements? I was very close emotionally to my father/father substitutes when I was growing up (before 15 years of age).	D - 141
VA_Q030	Can you tell me if you strongly agree, agree, disagree or strongly disagree with each of the following statements? I was very close emotionally to my mother/mother substitutes when I was growing up (before 15 years of age).	D - 142
VA_Q040	In order for YOU to be happy in life, is it very important, important, not very important or not at all important to have a lasting relationship as a couple?	D - 142
VA_Q050	In order for YOU to be happy in life, is it very important, important, not very important or not at all important to be married?	D - 143
VA_Q060	In order for YOU to be happy in life, is it very important, important, not very important or not at all important to have at least one child?	D - 143
VA_Q070	In order for YOU to be happy in life, is it very important, important, not very important or not at all important ... to be able to take a paying job either outside or inside the home?	D - 144
VA_Q110	Overall, would you say that your relationship is ...	D - 144
VA_Q120	About how often do you and your spouse discuss something? Is it ...	D - 145
VA_Q130	About how often do you and your (spouse/partner) laugh together? Is it	D - 145
VA_Q200	Do you and your (spouse/partner) often, sometimes, hardly ever or never have arguments about.... chores and responsibilities?	D - 146
VA_Q210	Do you and your (spouse/partner) often, sometimes, hardly ever or never have arguments about.... your child(ren)?	D - 146
VA_Q220	Do you and your (spouse/partner) often, sometimes, hardly ever or never have arguments about.... money?	D - 147
VA_Q230	Do you and your (spouse/partner) often, sometimes, hardly ever or never have arguments about.... showing affection to each other?	D - 147
VA_Q240	Do you and your (spouse/partner) often, sometimes, hardly ever or never have arguments about.... leisure time?	D - 148

VARIABLE	VARIABLE DESCRIPTION	PAGE
VA_Q250	Do you and your (spouse/partner) often, sometimes, hardly ever or never have arguments about.... in-laws?	D - 148
VB_Q200	If you had young children (less than 15 years of age) and your marriage/common-law union was in trouble and the differences with your spouse could not be resolved, would you still remain in your relationship for the sake of your child(ren).	D - 149
WEVER_MARR	Respondent expects to marry or remarry.	D - 86
WF01_Q40	Were you mainly ...	D - 182
WF01_Q45	Since [WH01_Q20M & WH01_Q20Y or WH01_Q20A], have you ever been away from work for more than 3 months because of a lack of work, sickness, maternity/paternity leave, retirement, or any other reason?	D - 183
WF01_Q46	Since [WH01_Q20M & WH01_Q20Y or WH01_Q20A], did you ever work less than 30 hours per week?	D - 183
WF01_Q48	Did your FIRST absence from work happen before you started working less than 30 hours per week?	D - 184
WF02_Q40	Were you mainly ...	D - 199
WF02_Q45	Since [(WH02_Q20M & WH02_Q20Y or WH02_Q20A) OR (WF02_Q20M & WF02_Q20Y or WF02_Q20A)], have you ever been away from work for more than 3 months because of a lack of work, sickness, maternity/paternity leave, retirement, or any other reason?	D - 200
WF02_Q46	Since [(WH02_Q20M & WH02_Q20Y or WH02_Q20A) OR (WF02_Q20M & WF02_Q20Y or WF02_Q20A)], did you ever work less than 30 hours per week?	D - 200
WF02_Q48	Did your absence from work happen before you started working less than 30 hours per week?	D - 201
WF03_Q40	Were you mainly ...	D - 216
WF03_Q45	Since [(WH03_Q20M & WH03_Q20Y or WH03_Q20A) OR (WF03_Q20M & WF03_Q20Y or WF03_Q20A)], have you ever been away from work for more than 3 months because of a lack of work, sickness, maternity/paternity leave, retirement, or any other reason?	D - 217
WF03_Q46	Since [(WH03_Q20M & WH03_Q20Y or WH03_Q20A) OR (WF03_Q20M & WF03_Q20Y or WF03_Q20A)], did you ever work less than 30 hours per week?	D - 217
WF03_Q48	Did your absence from work happen before you started working less than 30 hours per week?	D - 218
WF04_Q40	Were you mainly ...	D - 233
WF04_Q45	Since [(WH04_Q20M & WH04_Q20Y or WH04_Q20A) OR (WF04_Q20M & WF04_Q20Y or WF04_Q20A)], have you ever been away from work for more than 3 months because of a lack of work, sickness, maternity/paternity leave, retirement, or any other reason?	D - 234
WF04_Q46	Since [(WH04_Q20M & WH04_Q20Y or WH04_Q20A) OR (WF04_Q20M & WF04_Q20Y or WF04_Q20A)], did you ever work less than 30 hours per week?	D - 234
WF04_Q48	Did your absence from work happen before you started working less than 30 hours per week?	D - 235
WF05_Q40	Were you mainly ...	D - 250
WF05_Q45	Since [(WH05_Q20M & WH05_Q20Y or WH05_Q20A) OR (WF05_Q20M & WF05_Q20Y or WF05_Q20A)], have you ever been away from work for more than 3 months because of a lack of work, sickness, maternity/paternity leave, retirement or any other reason?	D - 251
WF05_Q46	Since [(WH05_Q20M & WH05_Q20Y or WH05_Q20A) OR (WF05_Q20M & WF05_Q20Y or WF05_Q20A)], did you ever work less than 30 hours per week?	D - 251
WF05_Q48	Did your absence from work happen before you started working less than 30 hours per week?	D - 252
WGHT_PER	Person weight.	D - 3
WH01_Q30	Were you working 30 hours or more per week?	D - 182
WH01_Q60_C01	Reason for that absence from work? Seasonal worker.	D - 187
WH01_Q60_C02	Reason for that absence from work? Temporary layoff/end of contract.	D - 187
WH01_Q60_C03	Reason for that absence from work? Lack of work.	D - 188
WH01_Q60_C04	Reason for that absence from work? Business or company closure.	D - 188
WH01_Q60_C05	Reason for that absence from work? Moved or transferred.	D - 189
WH01_Q60_C06	Reason for that absence from work? Changed jobs.	D - 189

VARIABLE

VARIABLE DESCRIPTION

PAGE

WH01_Q60_C07	Reason for that absence from work? Own illness, disability or accident.	D - 190
WH01_Q60_C08	Reason for that absence from work? Immigration/emigration.	D - 190
WH01_Q60_C09	Reason for that absence from work? Returned to school.	D - 191
WH01_Q60_C10	Reason for that absence from work? Retired.	D - 191
WH01_Q60_C11	Reason for that absence from work? Maternity/paternity leave.	D - 192
WH01_Q60_C12	Reason for that absence from work? Child care.	D - 192
WH01_Q60_C13	Reason for that absence from work? Eldercare.	D - 193
WH01_Q60_C14	Reason for that absence from work? Marriage.	D - 193
WH01_Q60_C15	Reason for that absence from work? Personal or family responsibilities (other than child care or eldercare).	D - 194
WH01_Q60_C16	Reason for that absence from work? Other reason.	D - 194
WH01_Q60_C17	Reason for that absence from work? Personal choice (e.g. to travel, sabbatical, did not want to work, not satisfied, etc.).	D - 195
WH02_Q10	Did you start working after that absence from work?	D - 197
WH02_Q30	Were you working 30 hours or more per week?	D - 199
WH02_Q60_C01	Reason for that absence from work? Seasonal worker.	D - 204
WH02_Q60_C02	Reason for that absence from work? Temporary layoff/end of contract.	D - 204
WH02_Q60_C03	Reason for that absence from work? Lack of work.	D - 205
WH02_Q60_C04	Reason for that absence from work? Business or company closure.	D - 205
WH02_Q60_C05	Reason for that absence from work? Moved or transferred.	D - 206
WH02_Q60_C06	Reason for that absence from work? Changed jobs.	D - 206
WH02_Q60_C07	Reason for that absence from work? Own illness, disability or accident.	D - 207
WH02_Q60_C08	Reason for that absence from work? Immigration/emigration.	D - 207
WH02_Q60_C09	Reason for that absence from work? Returned to school.	D - 208
WH02_Q60_C10	Reason for that absence from work? Retired.	D - 208
WH02_Q60_C11	Reason for that absence from work? Maternity/paternity leave.	D - 209
WH02_Q60_C12	Reason for that absence from work? Child care.	D - 209
WH02_Q60_C13	Reason for that absence from work? Eldercare.	D - 210
WH02_Q60_C14	Reason for that absence from work? Marriage.	D - 210
WH02_Q60_C15	Reason for that absence from work? Personal or family responsibilities (other than child care or eldercare).	D - 211
WH02_Q60_C16	Reason for that absence from work? Other reason.	D - 211
WH02_Q60_C17	Reason for that absence from work? Personal choice (e.g. to travel, sabbatical, did not want to work, not satisfied, etc.).	D - 212
WH03_Q10	Did you start working after that absence from work?	D - 214
WH03_Q30	Were you working 30 hours or more per week?	D - 216
WH03_Q60_C01	Reason for that absence from work? Seasonal worker.	D - 221
WH03_Q60_C02	Reason for that absence from work? Temporary layoff/end of contract.	D - 221
WH03_Q60_C03	Reason for that absence from work? Lack of work.	D - 222
WH03_Q60_C04	Reason for that absence from work? Business or company closure.	D - 222
WH03_Q60_C05	Reason for that absence from work? Moved or transferred.	D - 223
WH03_Q60_C06	Reason for that absence from work? Changed jobs.	D - 223
WH03_Q60_C07	Reason for that absence from work? Own illness, disability or accident.	D - 224
WH03_Q60_C08	Reason for that absence from work? Immigration/emigration.	D - 224
WH03_Q60_C09	Reason for that absence from work? Returned to school.	D - 225
WH03_Q60_C10	Reason for that absence from work? Retired.	D - 225
WH03_Q60_C11	Reason for that absence from work? Maternity/paternity leave.	D - 226
WH03_Q60_C12	Reason for that absence from work? Child care.	D - 226
WH03_Q60_C13	Reason for that absence from work? Eldercare.	D - 227
WH03_Q60_C14	Reason for that absence from work? Marriage.	D - 227
WH03_Q60_C15	Reason for that absence from work? Personal or family responsibilities (other than child care or eldercare).	D - 228
WH03_Q60_C16	Reason for that absence from work? Other reason.	D - 228
WH03_Q60_C17	Reason for that absence from work? Personal choice (e.g. to travel, sabbatical, did not want to work, not satisfied, etc.).	D - 229
WH04_Q10	Did you start working after that absence from work?	D - 231
WH04_Q30	Were you working 30 hours or more per week?	D - 233
WH04_Q60_C01	Reason for that absence from work? Seasonal worker.	D - 238

VARIABLE	VARIABLE DESCRIPTION	PAGE
WH04_Q60_C02	Reason for that absence from work? Temporary layoff/end of contract.	D - 238
WH04_Q60_C03	Reason for that absence from work? Lack of work.	D - 239
WH04_Q60_C04	Reason for that absence from work? Business or company closure.	D - 239
WH04_Q60_C05	Reason for that absence from work? Moved or transferred.	D - 240
WH04_Q60_C06	Reason for that absence from work? Changed jobs.	D - 240
WH04_Q60_C07	Reason for that absence from work? Own illness, disability or accident.	D - 241
WH04_Q60_C08	Reason for that absence from work? Immigration/emigration.	D - 241
WH04_Q60_C09	Reason for that absence from work? Returned to school.	D - 242
WH04_Q60_C10	Reason for that absence from work? Retired.	D - 242
WH04_Q60_C11	Reason for that absence from work? Maternity/paternity leave.	D - 243
WH04_Q60_C12	Reason for that absence from work? Child care.	D - 243
WH04_Q60_C13	Reason for that absence from work? Eldercare.	D - 244
WH04_Q60_C14	Reason for that absence from work? Marriage.	D - 244
WH04_Q60_C15	Reason for that absence from work? Personal or family responsibilities (other than child care or eldercare).	D - 245
WH04_Q60_C16	Reason for that absence from work? Other reason.	D - 245
WH04_Q60_C17	Reason for that absence from work? Personal choice (e.g. to travel, sabbatical, did not want to work, not satisfied, etc.).	D - 246
WH05_Q10	Did you start working after that absence from work?	D - 248
WH05_Q30	Were you working 30 hours or more per week?	D - 250
WH05_Q60_C01	Reason for that absence from work? Seasonal worker.	D - 255
WH05_Q60_C02	Reason for that absence from work? Temporary layoff/end of contract.	D - 255
WH05_Q60_C03	Reason for that absence from work? Lack of work.	D - 255
WH05_Q60_C04	Reason for that absence from work? Business or company closure.	D - 256
WH05_Q60_C05	Reason for that absence from work? Moved or transferred.	D - 256
WH05_Q60_C06	Reason for that absence from work? Changed jobs.	D - 256
WH05_Q60_C07	Reason for that absence from work? Own illness, disability or accident.	D - 257
WH05_Q60_C08	Reason for that absence from work? Immigration/emigration.	D - 257
WH05_Q60_C09	Reason for that absence from work? Returned to school.	D - 257
WH05_Q60_C10	Reason for that absence from work? Retired.	D - 258
WH05_Q60_C11	Reason for that absence from work? Maternity/paternity leave.	D - 258
WH05_Q60_C12	Reason for that absence from work? Child care.	D - 258
WH05_Q60_C13	Reason for that absence from work? Eldercare.	D - 259
WH05_Q60_C14	Reason for that absence from work? Marriage.	D - 259
WH05_Q60_C15	Reason for that absence from work? Personal or family responsibilities (other than child care or eldercare).	D - 259
WH05_Q60_C16	Reason for that absence from work? Other reason.	D - 260
WHE_Q80	Are you presently working?	D - 262
WHI_Q10	Excluding work while you were going to school, have you ever worked at a job or business for a period of six months or longer?	D - 178
WKSTATUS	Respondent's work status since beginning of career.	D - 262
WKTYPE	Work type since beginning of career.	D - 263
WKWE	Number of weeks during the past 12 months the respondent was employed.	D - 290
WKWEHOHR	Number of paid hours per week usually worked at home.	D - 292
WKWEHR	Number of hours usually worked at all jobs in a week.	D - 291
WP01_Q40	Were you mainly ...	D - 184
WP01_Q42	Why did you work less than 30 hours per week ?	D - 185
WP01_Q45	Since [WH01_Q20M & WH01_Q20Y or WH01_Q20A, have you ever been away from work for more than 3 months because of a lack of work, sickness, maternity/paternity leave, retirement, or any other reason?	D - 185
WP01_Q46	Since [WH01_Q20M & WH01_Q20Y or WH01_Q20A], did you ever work for 30 hours or more per week?	D - 186
WP01_Q48	Did your FIRST absence from work happen before you started working 30 hours Or more per week?	D - 186
WP02_Q40	Were you mainly ...	D - 201
WP02_Q42	Why did you work less than 30 hours per week?	D - 202

VARIABLE

VARIABLE DESCRIPTION

PAGE

WP02_Q45	Since [(WH02_Q20M & WH02_Q20Y or WH02_Q20A) OR (WP02_Q20M & WP02_Q20Y or WP02_Q20A)], have you ever been away from work for more than 3 months because of a lack of work, sickness, maternity/paternity leave, retirement, or any other reason?	D - 202
WP02_Q46	Since [(WH02_Q20M & WH02_Q20Y or WH02_Q20A) OR (WP02_Q20M & WP02_Q20Y or WP02_Q20A)], did you ever work for 30 hours or more per week?	D - 203
WP02_Q48	Did your absence from work happen before you started working 30 hours or more per week?	D - 203
WP03_Q40	Were you mainly ...	D - 218
WP03_Q42	Why did you work less than 30 hours per week?	D - 219
WP03_Q45	Since [(WH03_Q20M & WH03_Q20Y or WH03_Q20A) OR (WP03_Q20M & WP03_Q20Y or WP03_Q20A)], have you ever been away from work for more than 3 months because of a lack of work, sickness, maternity/paternity leave, retirement, or any other reason?	D - 219
WP03_Q46	Since [(WH03_Q20M & WH03_Q20Y or WH03_Q20A) OR (WP03_Q20M & WP03_Q20Y or WP03_Q20A)], did you ever work for 30 hours or more per week?	D - 220
WP03_Q48	Did your absence from work happen before you started working 30 hours or more per week?	D - 220
WP04_Q40	Were you mainly ...	D - 235
WP04_Q42	Why did you work less than 30 hours per week?	D - 236
WP04_Q45	Since [(WH04_Q20M & WH04_Q20Y or WH04_Q20A) OR (WP04_Q20M & WP04_Q20Y or WP04_Q20A)], have you ever been away from work for more than 3 months because of a lack of work, sickness, maternity/paternity leave, retirement, or any other reason?	D - 236
WP04_Q46	Since [(WH04_Q20M & WH04_Q20Y or WH04_Q20A) OR (WP04_Q20M & WP04_Q20Y or WP04_Q20A)], did you ever work for 30 hours or more per week?	D - 237
WP04_Q48	Did your absence from work happen before you started working 30 or more hours per week?	D - 237
WP05_Q40	Were you mainly ...	D - 252
WP05_Q42	Why did you work less than 30 hours per week?	D - 253
WP05_Q45	Since [(WH05_Q20M & WH05_Q20Y or WH05_Q20A) OR (WP05_Q20M & WP05_Q20Y or WP05_Q20A)], have you ever been away from work for more than 3 months because of a lack of work, sickness, maternity/paternity leave, retirement, or any other reason?	D - 253
WP05_Q46	Since [(WH05_Q20M & WH05_Q20Y or WH05_Q20A) OR (WP05_Q20M & WP05_Q20Y or WP05_Q20A)], did you ever work for 30 hours or more per week?	D - 254
WP05_Q48	Did your absence from work happen before you started working 30 hours or more per week?	D - 254
WR_Q100	Have you ever retired from a former employer?	D - 298
WTBS_001 to WTBS_200	Bootstrap weights 1 to 200 for personal weight	D - 284
WWR_Q110	Who, if anyone, do you think of as the woman who mostly raised you when you were growing up?	D - 33

Public Use Microdata File - Child File

Variable Name: **RECID** Position: 1 Length: 5

Record identification number.

00001 : 24310	FREQ	WTD
	41,279	0
	=====	=====
	41,279	0

Coverage: All respondents.
 Source: General Social Survey, 2001.
 Format: I5

Variable Name: **CHDID** Position: 6 Length: 5

Child identification number.

00001 : 00013	FREQ	WTD
	41,279	0
	=====	=====
	41,279	0

Coverage: Respondents who have given birth to, fathered or adopted at least one child, or have raised at least one stepchild.
 Source: General Social Survey, 2001.
 Format: I5

Note: This variable indicates the rank of the child by descending age.

Variable Name: **CHD_IMPUTED** Position: 11 Length: 1

Child imputed indicator.

1	Imputed	FREQ	WTD
		1,960	0
2	Not imputed	39,319	0
		=====	=====
		41,279	0

Coverage: Respondents who have given birth to, fathered or adopted at least one child, or have raised at least one stepchild.
 Source: General Social Survey, 2001.
 Format: I1

Note: This variable indicates if information for the child was imputed. See the section on Processing for information on imputation.

Variable Name: **AGECHDC** Position: 12 Length: 3

Age of child.

		FREQ	WTD
000 : 059		37,090	0
60	60 or more	22	0
995	Child is deceased	984	0
997	Not asked	0	0
998	Don't know - Knowledge of child is unknown	797	0
999	Not stated	2,386	0
		=====	=====
		41,279	0

Coverage: Respondents who have given birth to, fathered or adopted at least one child, or have raised at least one stepchild.
 Source: General Social Survey, 2001, derived variable from CD_Q120M, CD_Q120Y, CD_Q120A and the Household composition matrix.
 Format: I3

Variable Name: **SEXCHD** Position: 15 Length: 1

Sex of child.

		FREQ	WTD
1	Male	20,681	0
2	Female	19,962	0
3	Knowledge of child unknown	25	0
7	Not asked	523	0
8	Don't know	1	0
9	Not stated	87	0
		=====	=====
		41,279	0

Coverage: All respondents.
 Source: General Social Survey, 2001, derived variable from CD_Q130 and the Household composition matrix.
 Format: I1

Variable Name: **MSCHD** Position: 16 Length: 1

Marital status of child.

		FREQ	WTD
1	Common-law	18	0
2	Married	108	0
3	Widowed	17	0
4	Divorced	48	0
5	Seperated	39	0
6	Single	15,066	0
7	Not asked	25,979	0
8	Don't know	2	0
9	Not stated	2	0
		=====	=====
		41,279	0

Coverage: Respondent's children listed in the household composition matrix.
 Source: General Social Survey, 2001, Household composition matrix.
 Format: I1

Variable Name: **CHDTYPE** Position: 17 Length: 1

Type of relationship between respondent and child.

		FREQ	WTD
1	Birth child	38,666	0
2	Adopted child	767	0
3	Step child	1,835	0
8	Don't know	9	0
9	Not stated	2	0
		=====	=====
		41,279	0

Coverage: Respondents who have given birth to, fathered or adopted at least one child, or have raised at least one stepchild.
 Source: General Social Survey, 2001, derived variable from CD_Q135 or Household composition matrix.
 Format: I1

Variable Name: **HHLSTAT** Position: 18 Length: 1

Household status of the respondent's child.

		FREQ	WTD
1	Lives with respondent full-time	14,368	0
2	Lives with respondent part-time	1,277	0
3	Does not live with respondent	23,603	0
4	Child is deceased	984	0
8	Don't know	636	0
9	Not stated	411	0
		=====	=====
		41,279	0

Coverage: Respondents who have given birth to, fathered or adopted at least one child, or have raised at least one stepchild.

Source: General Social Survey, 2001, derived variable from DEATH_INDIC, DEATH_E105, AGECHD, CFT_Q110, CPT_Q110.

Format: I1

Variable Name: **HHLDCHD** Position: 19 Length: 1

Child in the household.

		FREQ	WTD
1	Yes	15,300	0
2	No	25,979	0
		=====	=====
		41,279	0

Coverage: Respondents who have given birth to, fathered or adopted at least one child, or have raised at least one stepchild.

Source: General Social Survey, 2001, Household composition matrix.

Format: I1

Note: This variable indicates if the child was listed on the household composition matrix.

Variable Name: **PRTCHDC** Position: 20 Length: 2

Type of parents the child has within the household.

		FREQ	WTD
01	Both birth parents in household	11,391	0
02	Both adopted parents in household	113	0
03	One birth/one step-parent	1,197	0
04	One birth parent only	2,537	0
05	One birth/one adopted parent, one adopted/one step-parent, one adopted parent only, one step-parent only and two step-parents only	62	0
97	Not asked	25,979	0
98	Don't Know	0	0
99	Not stated	0	0
		=====	=====
		41,279	0

Coverage: Respondent's children who live part-time or full-time in the household and who are listed in the household composition matrix.
 Source: General Social Survey, 2001, Household composition matrix.
 Format: I2

Variable Name: **OTHERHHLDPARENT** Position: 22 Length: 1

Birth or adoptive parent in the household.

		FREQ	WTD
1	Yes	10,209	0
2	No	13,308	0
3	Birth/adopted parents deceased	356	0
7	Not asked	17,260	0
9	Not stated	146	0
		=====	=====
		41,279	0

Coverage: Respondent's children not listed in the household composition matrix (could be living full-time or part-time).
 Source: General Social Survey 2001, derived variable from COPH_Q110 and COPH_Q120.
 Format: I1

Variable Name: **AGEDC** Position: 23 Length: 4

Age of respondent at the time of survey.

		FREQ	WTD
0015 : 0079		38,621	0
80	80 years or older	2,658	0
		=====	=====
		41,279	0

Coverage: All respondents.
 Source: General Social Survey, 2001, Household composition matrix.
 Format: F4.1

Note: This is a derived variable, in years, to one decimal.

Variable Name: **AGE_CHDBORN** Position: 27 Length: 4

Age of respondent at birth of child.

		FREQ	WTD
0000 : 0072		40,050	0
99.5	Knowledge of child is unknown	8	0
99.7	Not asked	517	0
99.8	Don't know	290	0
99.9	Not stated	414	0
		=====	=====
		41,279	0

Coverage: Respondents who have given birth to, fathered or adopted at least one child, or have raised at least one stepchild.
 Source: General Social Survey, 2001, derived variable from CD_Q120M, CD_Q120Y, CD_Q120A.
 Format: F4.1

Variable Name: **SEX** Position: 31 Length: 1

Sex of respondent.

		FREQ	WTD
1	Male	16,396	0
2	Female	24,883	0
		=====	=====
		41,279	0

Coverage: All respondents.
 Source: General Social Survey, 2001, Household composition matrix.
 Format: I1

Variable Name: **PRTYPE** Position: 32 Length: 1

Type of partner the respondent has within the household.

		FREQ	WTD
0	Respondent has no partner in the household	14,102	0
1	Married partner in household	24,259	0
2	Common-law partner in household	2,891	0
3	Same sex partner	27	0
		=====	=====
		41,279	0

Coverage: All respondents.
 Source: General Social Survey, 2001, household composition matrix.
 Format: I1

Variable Name: **AGE_CHDJOIN_HOM** Position: 33 Length: 4

Age of respondent when child joined the household.

		FREQ	WTD
0012 : 0069		1,909	0
99.5	Knowledge of child unknown	18	0
99.7	Not asked	39,078	0
99.8	Don't know	85	0
99.9	Not stated	189	0
		=====	=====
		41,279	0

Coverage: Respondent's children where CHDTYPE = 2 or 3 (adopted or stepchild).
 Source: General Social Survey, 2001, derived variable from CD_Q140M, CD_Q140Y, CD_Q140A.
 Format: F4.1

Variable Name: **REA_LIVHOMPT** Position: 37 Length: 1

Reason child lives in household part time.

		FREQ	WTD
1	Joint/shared custody	622	0
2	School related reasons	303	0
3	Job related reasons	107	0
4	Other reasons	209	0
7	Not asked	39,999	0
9	Not stated	39	0
		=====	=====
		41,279	0

Coverage: Respondent's children living in the household part-time only.
 Source: General Social Survey, 2001, derived variable from CPTR_Q110.
 Format: I1

Variable Name: **DAYS_TSHQ110_L12M** Position: 38 Length: 3

Days spent by child in household (last 12 months).

		FREQ	WTD
002 : 365		394	0
997	Not asked	40,627	0
998	Don't know	15	0
999	Not stated	243	0
		=====	=====
		41,279	0

Coverage: Respondent's children living in the household part-time only and where (Other birth or adoptive parent lives in the household and CHDTYPE = 1, 2) and CPTR_Q110 not equal 1.
 Source: General Social Survey, 2001, derived variable from TSH_Q110, TSH_Q111, TSH_Q112, TSH_Q113.
 Format: I3

Variable Name: **CHD_LIVARR** Position: 41 Length: 2

Person child lives with when not with respondent.

		FREQ	WTD
01	Birth/adopted mother	1,037	0
02	Birth/adopted father	363	0
03	Relative of the child	90	0
04	Parent substitute-foster/institution	29	0
05	Child given up for adoption	12	0
06	Friend/spouse living alone	170	0
07	Other	100	0
97	Not asked	39,408	0
98	Don't know	12	0
99	Not stated	58	0
		=====	=====
		41,279	0

Coverage: Respondent's children where (child is not listed in the household composition matrix and CPT_Q110 = 2 and AGECHD < 19) or ((Child in the household part-time and LAC_Q120 = blank) and (CPTR_Q110 = 1 and CHDTYPE = 1, 2, 3) or (CPTR_Q110 = 2, 3, other, and (CHDTYPE = 1, 2, and Other parent does not live in the household) or CHDTYPE = 3)).
 Source: General Social Survey, 2001, derived variable from LAC_Q120, CLW_Q110.
 Format: I2

Variable Name: **KM_CHDLIVE** Position: 43 Length: 2

Distance child lives from respondent when with others.

		FREQ	WTD
01	10 km (6 miles or 10 minutes by car)	405	0
02	50 km (30 miles or 30 minutes by car)	207	0
03	100 km (60 miles or 1 hour by car)	90	0
04	200 km (120 miles or 2 hours by car)	91	0
05	400 km (250 miles or 4 hours by car)	73	0
06	1000 km (625 miles or 10 hours by car)	83	0
07	beyond 1000 km and living in Canada or United States (more than 625 miles or 10 hours by car)	116	0
08	outside Canada or United States	60	0
97	Not asked	39,982	0
98	Don't know	32	0
99	Not stated	140	0
		=====	=====
		41,279	0

Coverage: Respondent's children where LAC_Q120 = 1, 2, 3, 4, 6, or (Child in the household part-time and (LAC_Q120 = blank and CPTR_Q110 = 1 and CHDTYPE = 1, 2, and Other parent lives in the household) or CLW_Q110 not equal 1, 2, and (CHDTYPE = 1, 2, and Other parent does not live in the household) or CHDTYPE = 3)).
 Source: General Social Survey, 2001, derived variable from LAC_Q430, CLW_Q120.
 Format: I2

Variable Name: **AFC_Q110** Position: 45 Length: 1

Type of agreement for custody of child.

		FREQ	WTD
1	an oral agreement?	170	0
2	a written agreement?	416	0
3	no agreement	28	0
7	Not asked	40,657	0
9	Not stated	8	0
		=====	=====
		41,279	0

Coverage: Respondent's children who are in the household part-time only and where CPTR_Q110 = 1.
 Source: General Social Survey, 2001.
 Format: I1

Variable Name: **AFC_Q120** Position: 46 Length: 1

Custody of child settled through legal system.

		FREQ	WTD
1	a judge's decision?	210	0
2	legal assistance, without a judge's decision?	158	0
3	no legal assistance (agreement between parents)?	47	0
7	Not asked	40,863	0
8	Don't know	0	0
9	Not stated	1	0
		=====	=====
		41,279	0

Coverage: Respondent's children where AFC_Q110 = 2.
 Source: General Social Survey, 2001.
 Format: I1

Variable Name: **AFC_Q135** Position: 47 Length: 1

Main reason there is no agreement for custody of child.

		FREQ	WTD
1	Lost contact with child's other parent	0	0
2	Personal conflict with other parent	3	0
3	Conflict regarding agreement	2	0
4	Child lives in an institution/foster home	0	0
5	Other	22	0
7	Not asked	41,251	0
8	Don't know	1	0
9	Not stated	0	0
		=====	=====
		41,279	0

Coverage: Respondent's children where AFC_Q110 = 3.
 Source: General Social Survey, 2001.
 Format: I1

Variable Name: **DAYS_CCRQ100_LM** Position: 48 Length: 4

Days spent by child in household (last month).

		FREQ	WTD
0000 : 0031		1,745	0
99.7	Not asked	39,413	0
99.8	Don't know	34	0
99.9	Not stated	87	0
		=====	=====
		41,279	0

Coverage: Respondent's children where (CPT_Q110 = 2 and AGECHD < 19) or (Child in the household part-time only and (CPTR_Q110 = 1) or (CPTR_Q110 = 2, 3, other, and (CHDTYPE = 1, 2, and other parent does not live in the household) or CHDTYPE = 3)).

Source: General Social Survey, 2001, derived variable from CCR_Q100, CCR_Q101, CCR_Q102, CCR_Q103.
Format: 4.1

Variable Name: **DAYS_CCRQ110_L12M** Position: 52 Length: 5

Days spent by child in household (last 12 months).

		FREQ	WTD
00000 : 00365		1,678	0
999.7	Not asked	39,413	0
999.8	Don't know	82	0
999.9	Not stated	106	0
		=====	=====
		41,279	0

Coverage: Respondent's children where (CPT_Q110 = 2 and AGECHD < 19) or (Child in the household part-time only and (CPTR_Q110 = 1) or (CPTR_Q110 = 2, 3, other, and (CHDTYPE = 1, 2, and other parent does not live in the household) or CHDTYPE = 3)).

Source: General Social Survey, 2001, derived variable from CCR_Q110, CCR_Q111, CCR_Q112, CCR_Q113, CCR_Q114.
Format: 5.1

Variable Name: **CCR_Q130** Position: 57 Length: 1

Frequency of contact by letter, e-mail or phone with child.

		FREQ	WTD
1	daily?	437	0
2	at least once a week?	822	0
3	at least once a month?	202	0
4	less than once a month?	96	0
5	not at all?	217	0
7	Not asked	39,413	0
9	Not stated	92	0
		=====	=====
		41,279	0

Coverage: Respondent's children where (CPT_Q110 = 2 and AGECHD < 19) or (Child in the household part-time only and (CPTR_Q110 = 1) or (CPTR_Q110 = 2, 3, other, and (CHDTYPE = 1, 2, and Other parent does not live in the household) or CHDTYPE = 3)).
 Source: General Social Survey, 2001.
 Format: I1

Variable Name: **AGE_SEECHDL** Position: 58 Length: 4

Age of respondent when last saw the child.

		FREQ	WTD
0016 : 0065		172	0
99.7	Not asked	41,082	0
99.8	Don't know	17	0
99.9	Not stated	8	0
		=====	=====
		41,279	0

Coverage: Respondent's children who are not listed in the household composition matrix and where CCR_Q110 = 5.
 Source: General Social Survey, 2001, derived variable from LCC_Q110M, LCC_Q110Y.
 Format: F4.1

Variable Name: **SCC_Q210** Position: 62 Length: 1

Respondent provides financial support for child.

		FREQ	WTD
1	Yes	1,136	0
2	No	640	0
7	Not asked	39,413	0
8	Don't know	12	0
9	Not stated	78	0
		=====	=====
		41,279	0

Coverage: Respondent's children where (Child in the household part-time only or (CPT_Q110 = 2 and AGECHD < 19)) and CPTR_Q110 = 1 or (CPTR_Q110 = 2, 3, other, and (CHDTYPE = 1, 2, and Other parent does not live in the household) or CHDTYPE = 3)
 Source: General Social Survey, 2001.
 Format: I1

Variable Name: **SCC_Q215_C01** Position: 63 Length: 1

Respondent provides financial support for child - Child support payments.

		FREQ	WTD
1	Yes	690	0
2	No	429	0
7	Not asked	40,143	0
8	Don't know	7	0
9	Not stated	10	0
		=====	=====
		41,279	0

Coverage: Respondent's children where SCC_Q210 = 1.
 Source: General Social Survey, 2001, derived variable from SCC_Q215, SCC_Q216.
 Format: I1

Variable Name: **SCC_Q215_C02** Position: 64 Length: 1

Respondent provides financial support for child - Contribute other money for child's household.

		FREQ	WTD
1	Yes	402	0
2	No	717	0
7	Not asked	40,143	0
8	Don't know	7	0
9	Not stated	10	0
		=====	=====
		41,279	0

Coverage: Respondent's children where SCC_Q210 = 1.
 Source: General Social Survey, 2001, derived variable from SCC_Q215, SCC_Q216.
 Format: I1

Variable Name: **SCC_Q215_C03** Position: 65 Length: 1

Respondent provides financial support for child - Other support.

		FREQ	WTD
1	Yes	36	0
2	No	1,083	0
7	Not asked	40,143	0
8	Don't know	7	0
9	Not stated	10	0
		=====	=====
		41,279	0

Coverage: Respondent's children where SCC_Q210 = 1.
 Source: General Social Survey, 2001, derived variable from SCC_Q215, SCC_Q216.
 Format: I1

Variable Name: **SCC_Q215_C04** Position: 66 Length: 1

Respondent provides financial support for child - None.

		FREQ	WTD
1	Yes	29	0
2	No	1,090	0
7	Not asked	40,143	0
8	Don't know	7	0
9	Not stated	10	0
		=====	=====
		41,279	0

Coverage: Respondent's children where SCC_Q210 = 1.
 Source: General Social Survey, 2001, derived variable from SCC_Q215, SCC_Q216.
 Format: I1

Variable Name: **SCC_Q231** Position: 67 Length: 1

Satisfaction - financial contribution for child.

		FREQ	WTD
1	Satisfied	893	0
2	Dissatisfied	204	0
3	No opinion	29	0
7	Not asked	40,143	0
9	Not stated	10	0
		=====	=====
		41,279	0

Coverage: Respondent's children where SCC_Q210 = 1.
 Source: General Social Survey, 2001.
 Format: I1

Variable Name: **SCC_Q232** Position: 68 Length: 1

Respondent dissatisfied with financial contribution because...

		FREQ	WTD
1	Pays too much support	92	0
2	Would like to pay more	80	0
3	Other reason	30	0
7	Not asked	41,075	0
9	Not stated	2	0
		=====	=====
		41,279	0

Coverage: Respondent's children where SCC_Q210 = 1.
 Source: General Social Survey, 2001.
 Format: I1

Variable Name: **SAT_CHDLIVARR** Position: 69 Length: 1

Satisfaction with child's living arrangement.

		FREQ	WTD
1	Satisfied	3,555	0
2	Dissatisfied	448	0
3	No opinion	173	0
7	Not asked	36,948	0
9	Not stated	155	0
		=====	=====
		41,279	0

Coverage: Respondent's children where (Child lives in the household full-time and AGECHD < 25 and (CHDTYPE = 1, 2, and Other parent does not live in household) or CHDTYPE = 3) or ((Child in the household part-time only or (CPT_Q110 = 2 and AGECHD < 19)) and CPTR_Q110 = 1 or (CPTR_Q110 = 2, 3, other, and (CHDTYPE = 1, 2, and Other parent does not live in the household) or CHDTYPE = 3)).
 Source: General Social Survey, 2001, derived variable from SCC_Q241, OPS_Q110.
 Format: I1

Variable Name: **REA_DIS_CHDLIVARR** Position: 70 Length: 1

Respondent dissatisfied with child's living arrangement because...

		FREQ	WTD
1	Would like to spend more time	140	0
2	Would like to have custody	57	0
3	Lives too far away	41	0
4	Inappropriate behaviour of other parent	73	0
5	Poor neighbourhood/living quarters	27	0
6	Other reason	100	0
7	Not asked	40,831	0
9	Not stated	10	0
		=====	=====
		41,279	0

Coverage: Respondent's children where SCC_Q241 = 2 or OPS_Q110 = 2.
 Source: General Social Survey, 2001, derived variable from SCC_Q242 and OPS_Q120.
 Format: I1

Variable Name: **SCC_Q251** Position: 71 Length: 1

Satisfaction - amount of contact with child.

		FREQ	WTD
1	Satisfied	1,173	0
2	Dissatisfied	546	0
3	No opinion	54	0
7	Not asked	39,413	0
9	Not stated	93	0
		=====	=====
		41,279	0

Coverage: Respondent's children where (Child in the household part-time only or (CPT_Q110 = 2 and AGECHD < 19)) and CPTR_Q110 = 1 or (CPTR_Q110 = 2, 3, other, and (CHDTYPE = 1, 2, and Other parent does not live in the household) or CHDTYPE = 3).
 Source: General Social Survey, 2001.
 Format: I1

Variable Name: **SCC_Q252** Position: 72 Length: 1

Respondent dissatisfied with amount of contact with child because...

		FREQ	WTD
1	Would like more contact with child	446	0
2	Lives too far away	78	0
3	Other reason	19	0
7	Not asked	40,733	0
9	Not stated	3	0
		=====	=====
		41,279	0

Coverage: Respondent's children where SCC_Q251 = 2.
Source: General Social Survey, 2001.
Format: I1

Variable Name: **CHDBAPAR_ALIVE** Position: 73 Length: 1

Child's other birth/adopted parent still alive.

		FREQ	WTD
1	Yes	4,215	0
2	No	517	0
7	Not asked	36,271	0
8	Don't know	109	0
9	Not stated	167	0
		=====	=====
		41,279	0

Coverage: Respondent's children where (Respondent's children is not listed in the household composition matrix and (PRTYPEC = 2, 3, or (CPT_Q110 = 2 and AGECHD < 19)) or ((Child in the household part-time only and LAC_Q120 = blank and CPTR_Q110 = 1 and CHDTYPE = 1, 2, 3) or (CPTR_Q110 = 2, 3, other, and (CHDTYPE = 1, 2, and Other parent does not live in the household) or CHDTYPE = 3))) or (((CHDTYPE 1, 2 and Other parent does not live in household) or CHDTYPE = 3) and (Child lives in the household full-time) or (Child in the household part-time only and CLW_Q110 not equal 1, 2) or (CPT_Q110 = 2 and AGECHD < 19 and LAC_Q120 not equal 1, 2)).
Source: General Social Survey, 2001, derived variable from LAC_Q120, CLW_Q110, OBP_Q110, COPH_Q110, COPH_Q120, CHDTYPE.
Format: I1

Variable Name: **OBP_Q120** Position: 74 Length: 2

Child's other birth parent lives within...

		FREQ	WTD
01	10 km (6 miles or 10 minutes by car)	1,348	0
02	50 km (30 miles or 30 minutes by car)	724	0
03	100 km (60 miles or 1 hour by car)	239	0
04	200 km (120 miles or 2 hours by car)	163	0
05	400 km (250 miles or 4 hours by car)	156	0
06	1000 km (625 miles or 10 hours by car)	143	0
07	beyond 1000 km and living in Canada or United States (more than 625 miles or 10 hours by car)	302	0
08	outside Canada or United States	120	0
97	Not asked	37,820	0
98	Don't know	211	0
99	Not stated	53	0
		=====	=====
		41,279	0

Coverage: Respondent's children where OBP_Q110 = 1.
 Source: General Social Survey, 2001.
 Format: I2

Variable Name: **DAYS_CHDOPAR_LM** Position: 76 Length: 4

Days spent with other parent (last month).

		FREQ	WTD
0000 : 0031		3,844	0
99.7	Not asked	37,058	0
99.8	Don't know	218	0
99.9	Not stated	159	0
		=====	=====
		41,279	0

Coverage: Respondent's children where OBP_Q110 = 1.
 Source: General Social Survey, 2001, derived variable from OBP_Q130, OBP_Q131, OBP_Q132, OBP_Q133.
 Format: 4.1

Variable Name: **DAYS_CHDOPAR_L12M** Position: 80 Length:
5

Days spent with other parent (last 12 months).

		FREQ	WTD
00000 : 00365		3,504	0
999.7	Not asked	37,058	0
999.8	Don't know	382	0
999.9	Not stated	335	0
		=====	=====
		41,279	0

Coverage: Respondent's children where OBP_Q110 = 1.
Source: General Social Survey, 2001, derived variable from OBP_Q140, OBP_Q141, OBP_Q142,
OBP_Q143, OBP_Q144.
Format: 5.1

Variable Name: **AGE_LLIVEWCHD** Position: 85 Length: 4

Age of respondent when last lived with child.

		FREQ	WTD
0019 : 0057		245	0
99.7	Not asked	40,982	0
99.8	Don't know	39	0
99.9	Not stated	13	0
		=====	=====
		41,279	0

Coverage: Respondent's children who are not listed in the household composition matrix and where (OBP_Q142 = 365
or OBP_Q143 = 52 or OBP_Q144 = 12).
Source: General Social Survey, 2001, derived variable from OBPLL_Q210M, OBPLL_Q210Y.
Format: F4.1

Variable Name: **OPC_Q110** Position: 89 Length: 1

Frequency of contact by letter, e-mail or phone with other parent.

		FREQ	WTD
1	daily	619	0
2	at least once a week	1,122	0
3	at least once a month	449	0
4	less than once a month	344	0
5	not at all	935	0
7	Not asked	37,355	0
8	Don't know	288	0
9	Not stated	167	0
		=====	=====
		41,279	0

Coverage: Respondent's children where OBP_Q110 and ((CHDTYPE = 1, 2, and Other parent does not live in household) or CHDTYPE = 3) and ((Child lives in the household full-time or part-time) or (CPT_Q110 = 2 and AGECHD < 19)).
 Source: General Social Survey, 2001.
 Format: I1

Variable Name: **AGE_CHDLSAWPAR** Position: 90 Length: 4

Age of respondent when child last saw the other parent.

		FREQ	WTD
0015 : 0066		437	0
99.7	Not asked	40,526	0
99.8	Don't know	248	0
99.9	Not stated	68	0
		=====	=====
		41,279	0

Coverage: Respondent's children where OBP_Q140 = 5 and ((CHDTYPE = 1, 2, and Other parent does not live in household) or CHDTYPE = 3) and ((Child lives in the household full-time or part-time) or (CPT_Q110 = 2 and AGECHD < 19)).
 Source: General Social Survey, 2001, derived variable from OPLS_Q110M, OPLS_Q110Y.
 Format: F4.1

Variable Name: **OPF_Q110** Position: 94 Length: 1

Other parent provides financial support.

		FREQ	WTD
1	Yes	2,067	0
2	No	1,748	0
7	Not asked	37,148	0
8	Don't know	147	0
9	Not stated	169	0
		=====	=====
		41,279	0

Coverage: Respondent's children where AGECHD < 25 and ((CHDTYPE = 1, 2, and Other parent does not live in household) or CHDTYPE = 3) and ((Child lives in the household full-time or part-time) or (CPT_Q110 = 2 and AGECHD < 19)).
 Source: General Social Survey, 2001.
 Format: I1

Variable Name: **OPF_Q115_C01** Position: 95 Length: 1

Type of financial support provided for child - Child support payment.

		FREQ	WTD
1	Yes	1,292	0
2	No	713	0
7	Not asked	39,212	0
8	Don't know	44	0
9	Not stated	18	0
		=====	=====
		41,279	0

Coverage: Respondent's children where OPF_Q110 = 1.
 Source: General Social Survey, 2001, derived variable from OPF_Q115, OPF_Q116.
 Format: I1

Variable Name: **OPF_Q115_C02** Position: 96 Length: 1

Type of financial support provided for child - Contribute other money to your household.

		FREQ	WTD
1	Yes	559	0
2	No	1,446	0
7	Not asked	39,212	0
8	Don't know	44	0
9	Not stated	18	0
		=====	=====
		41,279	0

Coverage: Respondent's children where OPF_Q110 = 1.
 Source: General Social Survey, 2001, derived variable from OPF_Q115, OPF_Q116.
 Format: I1

Variable Name: **OPF_Q115_C03** Position: 97 Length: 1

Type of financial support provided for child - Other.

		FREQ	WTD
1	Yes	61	0
2	No	1,944	0
7	Not asked	39,212	0
8	Don't know	44	0
9	Not stated	18	0
		=====	=====
		41,279	0

Coverage: Respondent's children where OPF_Q110 = 1.
 Source: General Social Survey, 2001, derived variable from OPF_Q115, OPF_Q116.
 Format: I1

Variable Name: **OPF_Q115_C04** Position: 98 Length: 1

Type of financial support provided for child - None.

		FREQ	WTD
1	Yes	112	0
2	No	1,893	0
7	Not asked	39,212	0
8	Don't know	44	0
9	Not stated	18	0
		=====	=====
		41,279	0

Coverage: Respondent's children where OPF_Q110 = 1.
 Source: General Social Survey, 2001, derived variable from OPF_Q115, OPF_Q116.
 Format: I1

Variable Name: **OPF_Q120** Position: 99 Length: 1

Type of agreement for financial support.

		FREQ	WTD
1	an oral agreement?	693	0
2	a written agreement?	1,669	0
3	no agreement	881	0
4	same agreement as custody	91	0
7	Not asked	37,448	0
8	Don't know	62	0
9	Not stated	435	0
		=====	=====
		41,279	0

Coverage: Respondent's children where AGECHD < 25 and (CHDTYPE = 1, 2, and Other parent does not live in household) and (Child lives in the household full-time, part-time or (CPT_Q110 = 2 and AGECHD < 19)).
 Source: General Social Survey, 2001.
 Format: I1

Variable Name: **OPF_Q130** Position: 100 Length: 1

Custody of child settled through legal system.

		FREQ	WTD
1	a judge's decision?	1,059	0
2	legal assistance, without a judge's decision?	507	0
3	no legal assistance (agreement between parents)?	96	0
7	Not asked	39,610	0
8	Don't know	6	0
9	Not stated	1	0
		=====	=====
		41,279	0

Coverage: Respondent's children where OPF_Q120 = 2.
 Source: General Social Survey, 2001.
 Format: I1

Variable Name: **OPF_Q135** Position: 101 Length: 2

Main reason there is no agreement with other parent.

		FREQ	WTD
01	Lost contact with child's other parent	123	0
02	Personal conflict with other parent	158	0
03	Conflict regarding agreement	63	0
04	Child lives in an institution/foster home	4	0
05	Other	78	0
06	Same reason as custody	113	0
07	Agreement in progress	46	0
08	Informal arrangement (e.g.: trust each other, no agreement needed, sends money when needed, etc.)	89	0
09	Age of child (e.g.: child is an adult, child is over 18, etc.)	36	0
10	Other parent is not involved (e.g.: denies parentage, lives in another country, never bothered to ask, etc.)	64	0
11	No money to be agreed on	64	0
97	Not asked	40,398	0
98	Don't know	24	0
99	Not stated	19	0
		=====	=====
		41,279	0

Coverage: Respondent's children where OPF_Q120 = 3.
 Source: General Social Survey, 2001.
 Format: I2

Variable Name: **OPF_Q140** Position: 103 Length: 1

Satisfaction - financial contribution from other parent.

		FREQ	WTD
1	Satisfied	1,873	0
2	Dissatisfied	1,201	0
3	No opinion	347	0
7	Not asked	37,356	0
9	Not stated	502	0
		=====	=====
		41,279	0

Coverage: Respondent's children where AGECHD < 25 and (CHDTYPE = 1, 2, and Other parent does not live in household) and (Child lives in the household full-time, part-time or (CPT_Q110 = 2 and AGECHD < 19)).
 Source: General Social Survey, 2001.
 Format: I1

Variable Name: **OPF_Q150** Position: 104 Length: 1

Respondent dissatisfied with financial contribution received.

		FREQ	WTD
1	No child support received	591	0
2	Irregular payments	115	0
3	More of a contribution needed	434	0
4	Other reason	59	0
7	Not asked	40,078	0
9	Not stated	2	0
		=====	=====
		41,279	0

Coverage: Respondent's children where OPF_Q140 = 2.
 Source: General Social Survey, 2001.
 Format: I1

Variable Name: **OPS_Q130** Position: 105 Length: 1

Satisfaction - contact between child and other parent.

		FREQ	WTD
1	Satisfied	2,583	0
2	Dissatisfied	949	0
3	No opinion	395	0
7	Not asked	37,148	0
9	Not stated	204	0
		=====	=====
		41,279	0

Coverage: Respondent's children where AGECHD < 25 and ((CHDTYPE = 1, 2, and Other parent does not live in household) or CHDTYPE = 3) and ((Child lives in the household full-time or part-time) or (CPT_Q110 = 2 and AGECHD < 19)).
 Source: General Social Survey, 2001.
 Format: I1

Variable Name: **OPS_Q140** Position: 106 Length: 1

Respondent dissatisfied with contact child has with other parent.

		FREQ	WTD
1	Not enough time spent with child	686	0
2	No contact between other parent and child	151	0
3	Too much contact	58	0
4	Other reason	50	0
7	Not asked	40,330	0
9	Not stated	4	0
		=====	=====
		41,279	0

Coverage: Respondent's children where OPS_Q130 = 2.
 Source: General Social Survey, 2001.
 Format: I1

Variable Name: **OPS_Q150** Position: 107 Length: 1

Custody of child settled through legal system.

		FREQ	WTD
1	an oral agreement	643	0
2	a written agreement	1,610	0
3	no agreement	774	0
4	same agreement as financial support	296	0
7	Not asked	37,418	0
9	Not stated	538	0
		=====	=====
		41,279	0

Coverage: Respondent's children where AGECHD < 25 and ((CHDTYPE = 1, 2, and Other parent does not live in household) or CHDTYPE = 3) and ((Child lives in the household full-time) or (Child lives in the household part-time and (CPTR_Q110 not equal 1 or AFC_Q110 = blank)) or (CPT_Q110 = 2 and AGECHD < 19)).
 Source: General Social Survey, 2001.
 Format: I1

Variable Name: **OPS_Q160** Position: 108 Length: 1

Custody of child settled through legal system.

		FREQ	WTD
1	a judge's decision	1,114	0
2	legal assistance	423	0
3	no legal assistance (agreement between parents)	55	0
7	Not asked	39,669	0
8	Don't know	17	0
9	Not stated	1	0
		=====	=====
		41,279	0

Coverage: Respondent's children where OPS_Q150 = 2.
 Source: General Social Survey, 2001.
 Format: I1

Variable Name: **OPS_Q165** Position: 109 Length: 2

Main reason for no agreement dealing with custody of child.

		FREQ	WTD
01	Lost contact with child's other parent	120	0
02	Personal conflict with other parent	90	0
03	Conflict regarding agreement	32	0
04	Child lives in an institution/foster home	9	0
05	Other	64	0
06	Same reason as financial support	191	0
07	Agreement in progress	35	0
08	Informal arrangement (e.g.: trust each other, no agreement needed, sends money when needed, etc.)	81	0
09	Age of child (e.g.: child is an adult, child is over 18, etc.)	64	0
10	Other parent is not involved (e.g.: denies parentage, lives in another country, never bothered to ask, etc.)	41	0
97	Not asked	40,505	0
98	Don't know	28	0
99	Not stated	19	0
		=====	=====
		41,279	0

Coverage: Respondent's children where OPS_Q150 = 3.
 Source: General Social Survey, 2001.
 Format: I2

Variable Name: **TSC_Q110** Position: 111 Length: 1

Time spent with child: more or less time than agreement.

		FREQ	WTD
1	Greater than agreement	1,025	0
2	Close to agreement	1,357	0
3	Less than agreement	314	0
7	Not asked	38,022	0
9	Not stated	561	0
		=====	=====
		41,279	0

Coverage: Respondent's children where AGECHD < 25 and (CHDTYPE = 1, 2) and Other parent does not live in household and (OPS_Q150 not equal 3 or blank) and ((Child lives in the household full-time or part-time) or (CPT_Q110 = 2 and AGECHD < 19)).
 Source: General Social Survey, 2001.
 Format: I1

Variable Name: **AGE_NHHL_D_LFTHOMLC** Position: 112 Length: 4

Age of respondent when non-household child last left home.

		FREQ	WTD
0014 : 0079		18,853	0
80	80 or more	8	0
99.5	Never lived with child	128	0
99.7	Not asked	20,592	0
99.8	Don't know	1,421	0
99.9	Not stated	277	0
		=====	=====
		41,279	0

Coverage: Respondent's children where (Child lives in household part-time and CHDTYPE = 1, 2, and Other parent lives in household and CPTR_Q110 = 1) or (CPT_Q110 = 2 and (AGECHD = 19 or (AGECHD < 19 and CHDTYPE = 1, 2, and Other parent lives in household))).
 Source: General Social Survey, 2001, derived variable from LHNC_Q320M, LHNC_Q320Y, LHNC_Q320A.
 Format: F4.1

Variable Name: **REA_NHHLD_LFTHOM_C01** Position: 116 Length:
1

Reason child left household - to get married.

		FREQ	WTD
1	Yes	7,123	0
2	No	12,997	0
7	Not asked	20,593	0
8	Don't know	323	0
9	Not stated	243	0
		=====	=====
		41,279	0

Coverage: Respondent's children where (Child lives in household part-time and CHDTYPE = 1, 2, and Other parent lives in household and CPTR_Q110 = 1) or (CPT_Q110 = 2 and (AGECHD = 19 or (AGECHD < 19 and CHDTYPE = 1, 2, and Other parent lives in household))).
Source: General Social Survey, 2001, derived variable from LHNC_Q410, LHNC_Q411.
Format: I1

Variable Name: **REA_NHHLD_LFTHOM_C02** Position: 117 Length:
1

Reason child left household - job related reasons.

		FREQ	WTD
1	Yes	4,400	0
2	No	15,720	0
7	Not asked	20,593	0
8	Don't know	323	0
9	Not stated	243	0
		=====	=====
		41,279	0

Coverage: Respondent's children where (Child lives in household part-time and CHDTYPE = 1, 2, and Other parent lives in household and CPTR_Q110 = 1) or (CPT_Q110 = 2 and (AGECHD = 19 or (AGECHD < 19 and CHDTYPE = 1, 2, and Other parent lives in household))).
Source: General Social Survey, 2001, derived variable from LHNC_Q410, LHNC_Q411.
Format: I1

Variable Name: **REA_NHHLD_LFTHOM_C03** Position: 118 Length:
1

Reason child left household - to live alone.

		FREQ	WTD
1	Yes	3,489	0
2	No	16,631	0
7	Not asked	20,593	0
8	Don't know	323	0
9	Not stated	243	0
		=====	=====
		41,279	0

Coverage: Respondent's children where (Child lives in household part-time and CHDTYPE = 1, 2, and Other parent lives in household and CPTR_Q110 = 1) or (CPT_Q110 = 2 and (AGECHD = 19 or (AGECHD < 19 and CHDTYPE = 1, 2, and Other parent lives in household))).
Source: General Social Survey, 2001, derived variable from LHNC_Q410, LHNC_Q411.
Format: I1

Variable Name: **REA_NHHLD_LFTHOM_C04** Position: 119 Length:
1

Reason child left household - to live with other parent.

		FREQ	WTD
1	Yes	752	0
2	No	19,368	0
7	Not asked	20,593	0
8	Don't know	323	0
9	Not stated	243	0
		=====	=====
		41,279	0

Coverage: Respondent's children where (Child lives in household part-time and CHDTYPE = 1, 2, and Other parent lives in household and CPTR_Q110 = 1) or (CPT_Q110 = 2 and (AGECHD = 19 or (AGECHD < 19 and CHDTYPE = 1, 2, and Other parent lives in household))).
Source: General Social Survey, 2001, derived variable from LHNC_Q410, LHNC_Q411.
Format: I1

Variable Name: **REA_NHHLD_LFTHOM_C05** Position: 120 Length:
1

Reason child left household - to live with friends.

		FREQ	WTD
1	Yes	135	0
2	No	19,985	0
7	Not asked	20,593	0
8	Don't know	323	0
9	Not stated	243	0
		=====	=====
		41,279	0

Coverage: Respondent's children where (Child lives in household part-time and CHDTYPE = 1, 2, and Other parent lives in household and CPTR_Q110 = 1) or (CPT_Q110 = 2 and (AGECHD = 19 or (AGECHD < 19 and CHDTYPE = 1, 2, and Other parent lives in household))).
Source: General Social Survey, 2001, derived variable from LHNC_Q410, LHNC_Q411.
Format: I1

Variable Name: **REA_NHHLD_LFTHOM_C06** Position: 121 Length:
1

Reason child left household - child placed in institution or foster home.

		FREQ	WTD
1	Yes	84	0
2	No	20,036	0
7	Not asked	20,593	0
8	Don't know	323	0
9	Not stated	243	0
		=====	=====
		41,279	0

Coverage: Respondent's children where (Child lives in household part-time and CHDTYPE = 1, 2, and Other parent lives in household and CPTR_Q110 = 1) or (CPT_Q110 = 2 and (AGECHD = 19 or (AGECHD < 19 and CHDTYPE = 1, 2, and Other parent lives in household))).
Source: General Social Survey, 2001, derived variable from LHNC_Q410, LHNC_Q411.
Format: I1

Variable Name: **REA_NHHLD_LFTHOM_C07** Position: 122 Length:
1

Reason child left household - school related reasons.

		FREQ	WTD
1	Yes	3,674	0
2	No	16,446	0
7	Not asked	20,593	0
8	Don't know	323	0
9	Not stated	243	0
		=====	=====
		41,279	0

Coverage: Respondent's children where (Child lives in household part-time and CHDTYPE = 1, 2, and Other parent lives in household and CPTR_Q110 = 1) or (CPT_Q110 = 2 and (AGECHD = 19 or (AGECHD < 19 and CHDTYPE = 1, 2, and Other parent lives in household))).
Source: General Social Survey, 2001, derived variable from LHNC_Q410, LHNC_Q411.
Format: I1

Variable Name: **REA_NHHLD_LFTHOM_C08** Position: 123 Length:
1

Reason child left household - was asked to leave.

		FREQ	WTD
1	Yes	70	0
2	No	20,050	0
7	Not asked	20,593	0
8	Don't know	323	0
9	Not stated	243	0
		=====	=====
		41,279	0

Coverage: Respondent's children where (Child lives in household part-time and CHDTYPE = 1, 2, and Other parent lives in household and CPTR_Q110 = 1) or (CPT_Q110 = 2 and (AGECHD = 19 or (AGECHD < 19 and CHDTYPE = 1, 2, and Other parent lives in household))).
Source: General Social Survey, 2001, derived variable from LHNC_Q410, LHNC_Q411.
Format: I1

Variable Name: **REA_NHHLD_LFTHOM_C09** Position: 124 Length:
1

Reason child left household - other.

		FREQ	WTD
1	Yes	181	0
2	No	19,939	0
7	Not asked	20,593	0
8	Don't know	323	0
9	Not stated	243	0
		=====	=====
		41,279	0

Coverage: Respondent's children where (Child lives in household part-time and CHDTYPE = 1, 2, and Other parent lives in household and CPTR_Q110 = 1) or (CPT_Q110 = 2 and (AGECHD = 19 or (AGECHD < 19 and CHDTYPE = 1, 2, and Other parent lives in household))).
Source: General Social Survey, 2001, derived variable from LHNC_Q410, LHNC_Q411.
Format: I1

Variable Name: **LHNC_Q610** Position: 125 Length: 2

Does the child live within...

		FREQ	WTD
01	10 km (6 miles or 10 minutes by car)	6,894	0
02	50 km (30 miles or 30 minutes by car)	3,733	0
03	100 km (60 miles or 1 hour by car)	1,712	0
04	200 km (120 miles or 2 hours by car)	1,392	0
05	400 km (250 miles or 4 hours by car)	1,548	0
06	1000 km (625 miles or 10 hours by car)	1,489	0
07	beyond 1000 km and living in Canada or United States (more than 625 miles or 10 hours by car)	2,647	0
08	outside Canada or United States	578	0
97	Not asked	20,380	0
98	Don't know	380	0
99	Not stated	526	0
		=====	=====
		41,279	0

Coverage: Respondent's children where (Child lives in household part-time and CHDTYPE = 1, 2, and Other parent lives in household and CPTR_Q110 = 1 and CLW_Q120 = blank) or (CPT_Q110 = 2 and AGECHD = 19).
Source: General Social Survey, 2001.
Format: I2

Variable Name: **LHNC_Q620** Position: 127 Length: 1

Number of times respondent saw child (last 12 months).

		FREQ	WTD
1	daily	2,062	0
2	at least once a week	6,380	0
3	at least once a month	4,338	0
4	less than once a month	6,276	0
5	not at all	1,243	0
7	Not asked	20,058	0
9	Not stated	922	0
		=====	=====
		41,279	0

Coverage: Respondent's children where (Child lives in household part-time and CHDTYPE = 1, 2, and Other parent lives in household and CPTR_Q110 = 1 and CLW_Q120 = blank) or (CPT_Q110 = 2 and AGECHD = 19).
 Source: General Social Survey, 2001.
 Format: I1

Variable Name: **LHNC_Q630** Position: 128 Length: 1

Frequency of contact by letter/phone with child.

		FREQ	WTD
1	daily	4,305	0
2	at least once a week	10,513	0
3	at least once a month	3,548	0
4	less than once a month	1,145	0
5	not at all	763	0
7	Not asked	20,058	0
9	Not stated	947	0
		=====	=====
		41,279	0

Coverage: Respondent's children where (Child lives in household part-time and CHDTYPE = 1, 2, and Other parent lives in household and CPTR_Q110 = 1 and CLW_Q120 = blank) or (CPT_Q110 = 2 and AGECHD = 19).
 Source: General Social Survey, 2001.
 Format: I1

Variable Name: **LHHC_Q110** Position: 129 Length: 1

Child has ever left the respondent's household.

		FREQ	WTD
1	Yes	537	0
2	No	13,641	0
3	Respondent left the household	8	0
7	Not asked	26,911	0
9	Not stated	182	0
		=====	=====
		41,279	0

Coverage: Respondent's children who live in the household full-time or where (CHDTYPE = 1, 2, and Other parent lives in household and AGECHD < 15).
 Source: General Social Survey, 2001.
 Format: I1

Variable Name: **AGE_HHLD_LFTHOML** Position: 130 Length: 4

Age of respondent when household child last left home.

		FREQ	WTD
0018 : 0078		495	0
99.7	Not asked	40,742	0
99.8	Don't know	33	0
99.9	Not stated	9	0
		=====	=====
		41,279	0

Coverage: Respondent's children where LHHC_Q110 = 1.
 Source: General Social Survey, 2001, derived variable from LHHC_Q320M, LHHC_Q320Y, LHHC_Q320A.
 Format: F4.1

Variable Name: **REA_HHLD_LFTHOM_C01** Position: 134 Length: 1

Reason child left household - to get married.

		FREQ	WTD
1	Yes	94	0
2	No	427	0
7	Not asked	40,742	0
8	Don't know	10	0
9	Not stated	6	0
		=====	=====
		41,279	0

Coverage: Respondent's children where LHHC_Q110 = 1.
 Source: General Social Survey, 2001, derived variable from LHHC_Q410, LHHC_Q411.
 Format: I1

Variable Name: **REA_HHLD_LFTHOM_C02** Position: 135 Length:
1

Reason child left household - job related reasons.

		FREQ	WTD
1	Yes	87	0
2	No	434	0
7	Not asked	40,742	0
8	Don't know	10	0
9	Not stated	6	0
		=====	=====
		41,279	0

Coverage: Respondent's children where LHHC_Q110 = 1.
Source: General Social Survey, 2001, derived variable from LHHC_Q410, LHHC_Q411.
Format: I1

Variable Name: **REA_HHLD_LFTHOM_C03** Position: 136 Length:
1

Reason child left household - to live alone.

		FREQ	WTD
1	Yes	125	0
2	No	396	0
7	Not asked	40,742	0
8	Don't know	10	0
9	Not stated	6	0
		=====	=====
		41,279	0

Coverage: Respondent's children where LHHC_Q110 = 1.
Source: General Social Survey, 2001, derived variable from LHHC_Q410, LHHC_Q411.
Format: I1

Variable Name: **REA_HHLD_LFTHOM_C04** Position: 137 Length:
1

Reason child left household - to live with other parent.

		FREQ	WTD
1	Yes	40	0
2	No	481	0
7	Not asked	40,742	0
8	Don't know	10	0
9	Not stated	6	0
		=====	=====
		41,279	0

Coverage: Respondent's children where LHHC_Q110 = 1.
Source: General Social Survey, 2001, derived variable from LHHC_Q410, LHHC_Q411.
Format: I1

Variable Name: **REA_HHLD_LFTHOM_C05** Position: 138 Length:
1

Reason child left household - to live with friends.

		FREQ	WTD
1	Yes	11	0
2	No	510	0
7	Not asked	40,742	0
8	Don't know	10	0
9	Not stated	6	0
		=====	=====
		41,279	0

Coverage: Respondent's children where LHHC_Q110 = 1.
Source: General Social Survey, 2001, derived variable from LHHC_Q410, LHHC_Q411.
Format: I1

Variable Name: **REA_HHLD_LFTHOM_C06** Position: 139 Length:
1

Reason child left household - child placed in institution or foster home.

		FREQ	WTD
1	Yes	16	0
2	No	505	0
7	Not asked	40,742	0
8	Don't know	10	0
9	Not stated	6	0
		=====	=====
		41,279	0

Coverage: Respondent's children where LHHC_Q110 = 1.
Source: General Social Survey, 2001, derived variable from LHHC_Q410, LHHC_Q411.
Format: I1

Variable Name: **REA_HHLD_LFTHOM_C07** Position: 140 Length:
1

Reason child left household - school related reasons.

		FREQ	WTD
1	Yes	119	0
2	No	402	0
7	Not asked	40,742	0
8	Don't know	10	0
9	Not stated	6	0
		=====	=====
		41,279	0

Coverage: Respondent's children where LHHC_Q110 = 1.
Source: General Social Survey, 2001, derived variable from LHHC_Q410, LHHC_Q411.
Format: I1

Variable Name: **REA_HHLD_LFTHOM_C08** Position: 141 Length:
1

Reason child left household - was asked to leave.

		FREQ	WTD
1	Yes	5	0
2	No	516	0
7	Not asked	40,742	0
8	Don't know	10	0
9	Not stated	6	0
		=====	=====
		41,279	0

Coverage: Respondent's children where LHHC_Q110 = 1.
Source: General Social Survey, 2001, derived variable from LHHC_Q410, LHHC_Q411.
Format: I1

Variable Name: **REA_HHLD_LFTHOM_C09** Position: 142 Length:
1

Reason child left household - other.

		FREQ	WTD
1	Yes	29	0
2	No	492	0
7	Not asked	40,742	0
8	Don't know	10	0
9	Not stated	6	0
		=====	=====
		41,279	0

Coverage: Respondent's children where LHHC_Q110 = 1.
Source: General Social Survey, 2001, derived variable from LHHC_Q410, LHHC_Q411.
Format: I1

Variable Name: **DUR_CHDAWAY** Position: 143 Length: 4

Time child away from household/duration in days.

		FREQ	WTD
0030 : 7300		498	0
9997	Not asked	40,742	0
9998	Don't know	23	0
9999	Not stated	16	0
		=====	=====
		41,279	0

Coverage: Respondent's children where LHHC_Q110 = 1.
Source: General Social Survey, 2001, derived variable from LHHC_Q510, LHHC_Q511, LHHC_Q512.
Format: I4

Variable Name: **AGE_CHDDIEDC** Position: 147 Length: 4

Age of respondent when child died.

		FREQ	WTD
0007 : 0079		803	0
80	80 or more	31	0
99.7	Not asked	40,295	0
99.8	Don't know	109	0
99.9	Not stated	41	0
		=====	=====
		41,279	0

Coverage: Respondent's children where HHLSTAT = 4.
 Source: General Social Survey, 2001, derived variable from DC_Q110M, DC_Q110Y.
 Format: F4.1

Variable Name: **DC_Q120** Position: 151 Length: 1

Child (deceased) ever moved away from household.

		FREQ	WTD
1	Yes	290	0
2	No	649	0
7	Not asked	40,295	0
9	Not stated	45	0
		=====	=====
		41,279	0

Coverage: Respondent's children where HHLSTAT = 4.
 Source: General Social Survey, 2001.
 Format: I1

Variable Name: **AGE_DCGE15_LFTHOML** Position: 152 Length: 4

Age of respondent when deceased child >=15 last left home.

		FREQ	WTD
0024 : 0067		220	0
99.7	Not asked	40,989	0
99.8	Don't know	46	0
99.9	Not stated	24	0
		=====	=====
		41,279	0

Coverage: Respondent's children where DC_Q120 = 1.
 Source: General Social Survey, 2001, derived variable from DC_Q320M, DC_Q320Y, DC_Q320A.
 Format: F4.1

Variable Name: **REA_DC_LFTHOM_C01** Position: 156 Length: 1

Reason (deceased) child left household - to get married.

		FREQ	WTD
1	Yes	104	0
2	No	163	0
7	Not asked	40,989	0
8	Don't know	19	0
9	Not stated	4	0
		=====	=====
		41,279	0

Coverage: Respondent's children where DC_Q120 = 1.
 Source: General Social Survey, 2001, derived variable from DC_Q410, DC_Q411.
 Format: I1

Variable Name: **REA_DC_LFTHOM_C02** Position: 157 Length: 1

Reason (deceased) child left household - job related reasons.

		FREQ	WTD
1	Yes	49	0
2	No	218	0
7	Not asked	40,989	0
8	Don't know	19	0
9	Not stated	4	0
		=====	=====
		41,279	0

Coverage: Respondent's children where DC_Q120 = 1.
 Source: General Social Survey, 2001, derived variable from DC_Q410, DC_Q411.
 Format: I1

Variable Name: **REA_DC_LFTHOM_C03** Position: 158 Length: 1

Reason (deceased) child left household - to live alone.

		FREQ	WTD
1	Yes	43	0
2	No	224	0
7	Not asked	40,989	0
8	Don't know	19	0
9	Not stated	4	0
		=====	=====
		41,279	0

Coverage: Respondent's children where DC_Q120 = 1.
 Source: General Social Survey, 2001, derived variable from DC_Q410, DC_Q411.
 Format: I1

Variable Name: **REA_DC_LFTHOM_C04** Position: 159 Length: 1

Reason (deceased) child left household - to live with other parent.

		FREQ	WTD
1	Yes	10	0
2	No	257	0
7	Not asked	40,989	0
8	Don't know	19	0
9	Not stated	4	0
		=====	=====
		41,279	0

Coverage: Respondent's children where DC_Q120 = 1.
 Source: General Social Survey, 2001, derived variable from DC_Q410, DC_Q411.
 Format: I1

Variable Name: **REA_DC_LFTHOM_C05** Position: 160 Length: 1

Reason (deceased) child left household - to live with friends.

		FREQ	WTD
1	Yes	1	0
2	No	266	0
7	Not asked	40,989	0
8	Don't know	19	0
9	Not stated	4	0
		=====	=====
		41,279	0

Coverage: Respondent's children where DC_Q120 = 1.
 Source: General Social Survey, 2001, derived variable from DC_Q410, DC_Q411.
 Format: I1

Variable Name: **REA_DC_LFTHOM_C06** Position: 161 Length: 1

Reason (deceased) child left household - child placed in institution or foster home.

		FREQ	WTD
1	Yes	2	0
2	No	265	0
7	Not asked	40,989	0
8	Don't know	19	0
9	Not stated	4	0
		=====	=====
		41,279	0

Coverage: Respondent's children where DC_Q120 = 1.
 Source: General Social Survey, 2001, derived variable from DC_Q410, DC_Q411.
 Format: I1

Variable Name: **REA_DC_LFTHOM_C07** Position: 162 Length: 1

Reason (deceased) child left household - school related reasons.

		FREQ	WTD
1	Yes	46	0
2	No	221	0
7	Not asked	40,989	0
8	Don't know	19	0
9	Not stated	4	0
		=====	=====
		41,279	0

Coverage: Respondent's children where DC_Q120 = 1.
 Source: General Social Survey, 2001, derived variable from DC_Q410, DC_Q411.
 Format: I1

Variable Name: **REA_DC_LFTHOM_C08** Position: 163 Length: 1

Reason (deceased) child left household - was asked to leave.

		FREQ	WTD
1	Yes	1	0
2	No	266	0
7	Not asked	40,989	0
8	Don't know	19	0
9	Not stated	4	0
		=====	=====
		41,279	0

Coverage: Respondent's children where DC_Q120 = 1.
 Source: General Social Survey, 2001, derived variable from DC_Q410, DC_Q411.
 Format: I1

Variable Name: **REA_DC_LFTHOM_C09** Position: 164 Length: 1

Reason (deceased) child left household - other.

		FREQ	WTD
1	Yes	13	0
2	No	254	0
7	Not asked	40,989	0
8	Don't know	19	0
9	Not stated	4	0
		=====	=====
		41,279	0

Coverage: Respondent's children where DC_Q120 = 1.
 Source: General Social Survey, 2001, derived variable from DC_Q410, DC_Q411.
 Format: I1

INDEX**A**

AFC_Q110.....	9
AFC_Q120.....	9
AFC_Q135.....	9
AGE_CHDBORN.....	6
AGE_CHDDIEDC.....	37
AGE_CHDJOIN_HOM.....	7
AGE_CHDLSAWPAR.....	19
AGE_DCGE15_LFTHOML.....	37
AGE_HHLD_LFTHOML.....	33
AGE_LLIVEWCHD.....	18
AGE_NHHLD_LFTHOMLC.....	26
AGE_SEECHDL.....	11
AGECHDC.....	2
AGEDC.....	5

C

CCR_Q130.....	11
CHD_IMPUTED.....	1
CHD_LIVARR.....	8
CHDBAPAR_ALIVE.....	16
CHDID.....	1
CHDTYPE.....	3

D

DAYS_CCRQ100_LM.....	10
DAYS_CCRQ110_L12M.....	10
DAYS_CHDOPAR_L12M.....	18
DAYS_CHDOPAR_LM.....	17
DAYS_TSHQ110_L12M.....	7
DC_Q120.....	37
DUR_CHDAWAY.....	36

H

HHLDCHD.....	4
HHLDSTAT.....	4

K

KM_CHDLIVE.....	8
-----------------	---

L

LHHC_Q110.....	33
LHNC_Q610.....	31
LHNC_Q620.....	32
LHNC_Q630.....	32

M

MSCHD.....	3
------------	---

O

OBP_Q120.....	17
OPC_Q110.....	19
OPF_Q110.....	20
OPF_Q115_C01.....	20
OPF_Q115_C02.....	20
OPF_Q115_C03.....	21
OPF_Q115_C04.....	21
OPF_Q120.....	21
OPF_Q130.....	22
OPF_Q135.....	22
OPF_Q140.....	23
OPF_Q150.....	23
OPS_Q130.....	23
OPS_Q140.....	24
OPS_Q150.....	24
OPS_Q160.....	25
OPS_Q165.....	25
OTHERHHLDPARENT.....	5

P

PRTCHDC.....	5
PRTYPE.....	6

R

REA_DC_LFTHOM_C01.....	38
REA_DC_LFTHOM_C02.....	38
REA_DC_LFTHOM_C03.....	38
REA_DC_LFTHOM_C04.....	39
REA_DC_LFTHOM_C05.....	39
REA_DC_LFTHOM_C06.....	39
REA_DC_LFTHOM_C07.....	40
REA_DC_LFTHOM_C08.....	40
REA_DC_LFTHOM_C09.....	40
REA_DIS_CHDLIVARR.....	15
REA_HHLD_LFTHOM_C01.....	33
REA_HHLD_LFTHOM_C02.....	34
REA_HHLD_LFTHOM_C03.....	34
REA_HHLD_LFTHOM_C04.....	34
REA_HHLD_LFTHOM_C05.....	35
REA_HHLD_LFTHOM_C06.....	35
REA_HHLD_LFTHOM_C07.....	35
REA_HHLD_LFTHOM_C08.....	36
REA_HHLD_LFTHOM_C09.....	36

REA_LIVHOMPT.....	7	SCC_Q210.....	12
REA_NHHLD_LFTHOM_C01.....	27	SCC_Q215_C01.....	12
REA_NHHLD_LFTHOM_C02.....	27	SCC_Q215_C02.....	12
REA_NHHLD_LFTHOM_C03.....	28	SCC_Q215_C03.....	13
REA_NHHLD_LFTHOM_C04.....	28	SCC_Q215_C04.....	13
REA_NHHLD_LFTHOM_C05.....	29	SCC_Q231.....	13
REA_NHHLD_LFTHOM_C06.....	29	SCC_Q232.....	14
REA_NHHLD_LFTHOM_C07.....	30	SCC_Q251.....	15
REA_NHHLD_LFTHOM_C08.....	30	SCC_Q252.....	16
REA_NHHLD_LFTHOM_C09.....	31	SEX.....	6
RECID.....	1	SEXCHD.....	2
S		T	
SAT_CHDLIVARR.....	14	TSC_Q110.....	26

Record Layout for Child File

FIELD	NAME	POSITION			FORMAT	LENGTH
1	RECID	1	-	5	CHAR	5
2	CHDID	6	-	10	NUM	5
3	CHD_IMPUTED	11	-	11	NUM	1
4	AGECHDC	12	-	14	NUM	3
5	SEXCHD	15	-	15	CHAR	1
6	MSCHD	16	-	16	CHAR	1
7	CHDTYPE	17	-	17	CHAR	1
8	HHLSTAT	18	-	18	CHAR	1
9	HHLCHD	19	-	19	CHAR	1
10	PRTCHDC	20	-	21	CHAR	2
11	OTHERHHLDPARENT	22	-	22	CHAR	1
12	AGEDC	23	-	26	NUM	4
13	AGE_CHDBORN	27	-	30	NUM	4
14	SEX	31	-	31	CHAR	1
15	PRTYPE	32	-	32	CHAR	1
16	AGE_CHDJOIN_HOM	33	-	36	NUM	4
17	REA_LIVHOMPT	37	-	37	CHAR	1
18	DAYS_TSHQ110_L12M	38	-	40	NUM	3
19	CHD_LIVARR	41	-	42	CHAR	2
20	KM_CHDLIVE	43	-	44	CHAR	2
21	AFC_Q110	45	-	45	CHAR	1
22	AFC_Q120	46	-	46	CHAR	1
23	AFC_Q135	47	-	47	CHAR	1
24	DAYS_CCRQ100_LM	48	-	51	NUM	4
25	DAYS_CCRQ110_L12M	52	-	56	NUM	5
26	CCR_Q130	57	-	57	CHAR	1
27	AGE_SEECHDL	58	-	61	NUM	4
28	SCC_Q210	62	-	62	CHAR	1
29	SCC_Q215_C01	63	-	63	CHAR	1
30	SCC_Q215_C02	64	-	64	CHAR	1
31	SCC_Q215_C03	65	-	65	CHAR	1
32	SCC_Q215_C04	66	-	66	CHAR	1
33	SCC_Q231	67	-	67	CHAR	1
34	SCC_Q232	68	-	68	CHAR	1
35	SAT_CHDLIVARR	69	-	69	CHAR	1
36	REA_DIS_CHDLIVARR	70	-	70	CHAR	1
37	SCC_Q251	71	-	71	CHAR	1
38	SCC_Q252	72	-	72	CHAR	1
39	CHDBAPAR_ALIVE	73	-	73	CHAR	1
40	OBP_Q120	74	-	75	CHAR	2
41	DAYS_CHDOPAR_LM	76	-	79	NUM	4
42	DAYS_CHDOPAR_L12M	80	-	84	NUM	5
43	AGE_LLIVEWCHD	85	-	88	NUM	4
44	OPC_Q110	89	-	89	CHAR	1
45	AGE_CHDLSAWPAR	90	-	93	NUM	4
46	OPF_Q110	94	-	94	CHAR	1
47	OPF_Q115_C01	95	-	95	CHAR	1
48	OPF_Q115_C02	96	-	96	CHAR	1
49	OPF_Q115_C03	97	-	97	CHAR	1
50	OPF_Q115_C04	98	-	98	CHAR	1

FIELD	NAME	POSITION			FORMAT	LENGTH
51	OPF_Q120	99	-	99	CHAR	1
52	OPF_Q130	100	-	100	CHAR	1
53	OPF_Q135	101	-	102	CHAR	2
54	OPF_Q140	103	-	103	CHAR	1
55	OPF_Q150	104	-	104	CHAR	1
56	OPS_Q130	105	-	105	CHAR	1
57	OPS_Q140	106	-	106	CHAR	1
58	OPS_Q150	107	-	107	CHAR	1
59	OPS_Q160	108	-	108	CHAR	1
60	OPS_Q165	109	-	110	CHAR	2
61	TSC_Q110	111	-	111	CHAR	1
62	AGE_NHHL_D_LFTHOMLC	112	-	115	NUM	4
63	REA_NHHL_D_LFTHOM_C01	116	-	116	CHAR	1
64	REA_NHHL_D_LFTHOM_C02	117	-	117	CHAR	1
65	REA_NHHL_D_LFTHOM_C03	118	-	118	CHAR	1
66	REA_NHHL_D_LFTHOM_C04	119	-	119	CHAR	1
67	REA_NHHL_D_LFTHOM_C05	120	-	120	CHAR	1
68	REA_NHHL_D_LFTHOM_C06	121	-	121	CHAR	1
69	REA_NHHL_D_LFTHOM_C07	122	-	122	CHAR	1
70	REA_NHHL_D_LFTHOM_C08	123	-	123	CHAR	1
71	REA_NHHL_D_LFTHOM_C09	124	-	124	CHAR	1
72	LHNC_Q610	125	-	126	CHAR	2
73	LHNC_Q620	127	-	127	CHAR	1
74	LHNC_Q630	128	-	128	CHAR	1
75	LHNC_Q110	129	-	129	CHAR	1
76	AGE_HHLD_LFTHOML	130	-	133	NUM	4
77	REA_HHLD_LFTHOM_C01	134	-	134	CHAR	1
78	REA_HHLD_LFTHOM_C02	135	-	135	CHAR	1
79	REA_HHLD_LFTHOM_C03	136	-	136	CHAR	1
80	REA_HHLD_LFTHOM_C04	137	-	137	CHAR	1
81	REA_HHLD_LFTHOM_C05	138	-	138	CHAR	1
82	REA_HHLD_LFTHOM_C06	139	-	139	CHAR	1
83	REA_HHLD_LFTHOM_C07	140	-	140	CHAR	1
84	REA_HHLD_LFTHOM_C08	141	-	141	CHAR	1
85	REA_HHLD_LFTHOM_C09	142	-	142	CHAR	1
86	DUR_CHDAWAY	143	-	146	NUM	4
87	AGE_CHDDIEDC	147	-	150	NUM	4
88	DC_Q120	151	-	151	CHAR	1
89	AGE_DCQ15_LFTHOML	152	-	155	NUM	4
90	REA_DC_LFTHOM_C01	156	-	156	CHAR	1
91	REA_DC_LFTHOM_C02	157	-	157	CHAR	1
92	REA_DC_LFTHOM_C03	158	-	158	CHAR	1
93	REA_DC_LFTHOM_C04	159	-	159	CHAR	1
94	REA_DC_LFTHOM_C05	160	-	160	CHAR	1
95	REA_DC_LFTHOM_C06	161	-	161	CHAR	1
96	REA_DC_LFTHOM_C07	162	-	162	CHAR	1
97	REA_DC_LFTHOM_C08	163	-	163	CHAR	1
98	REA_DC_LFTHOM_C09	164	-	164	CHAR	1

Alphabetical Index - The Child File

VARIABLE	VARIABLE DESCRIPTION	PAGE
AFC_Q110	Type of agreement for custody of child.	G - 11
AFC_Q120	Custody of child settled through legal system.	G - 12
AFC_Q135	Main reason there is no agreement for custody of child.	G - 12
AGE_CHDBORN	Age of respondent at birth of child.	G - 8
AGE_CHDDIED	Age of respondent when child died.	G - 41
AGE_CHDJOIN_HOM	Age of respondent when child joined the household.	G - 9
AGE_CHDLAWPAR	Age of respondent when child last saw the other parent.	G - 22
AGE_DCGE15_LFTHOML	Age of respondent when deceased child >=15 last left home.	G - 41
AGE_HHLD_LFTHOML	Age of respondent when household child last left home.	G - 37
AGE_LLIVEWCHD	Age of respondent when last lived with child.	G - 21
AGE_NHHLD_LFTHOMLC	Age of respondent when non-household child last left home.	G - 30
AGE_SEECHDL	Age of respondent when last saw the child.	G - 14
AGECHDC	Age of child.	G - 4
AGEDC	Age of respondent at the time of survey.	G - 8
CCR_Q130	Frequency of contact by letter, e-mail or phone with child.	G - 14
CHD_IMPUTED	Child imputed indicator.	G - 3
CHD_LIVARR	Person child lives with when not with respondent.	G - 10
CHDBAPAR_ALIVE	Child's other birth/adopted parent still alive.	G - 20
CHDID	Child identification number.	G - 3
CHDTYPE	Type of relationship between respondent and child.	G - 5
DAYS_CCRQ100_LM	Days spent by child in household (last month).	G - 13
DAYS_CCRQ110_L12M	Days spent by child in household (last 12 months).	G - 13
DAYS_CHDOPAR_L12M	Days spent with other parent (last 12 months).	G - 21
DAYS_TSHDOPAR_LM	Days spent with other parent (last month).	G - 21
DAYS_TSHQ110_L12M	Days spent by child in household (last 12 months).	G - 10
DC_Q120	Child (deceased) ever moved away from household.	G - 41
DUR_CHDAWAY	Time child away from household/duration in days.	G - 40
HHLDCHD	Child in the household.	G - 6
HHLDSTAT	Household status of the respondent's child.	G - 6
KM_CHDLIVE	Distance child lives from respondent when with others.	G - 11
LHHC_Q110	Child has ever left the respondent's household.	G - 37
LHNC_Q610	Does the child live within...	G - 35
LHNC_Q620	Number of times respondent saw child (last 12 months).	G - 36
LHNC_Q630	Frequency of contact by letter/phone with child.	G - 36
MSCHD	Marital status of child.	G - 5
OBP_Q120	Child's other birth parent lives within...	G - 20
OPC_Q110	Frequency of contact by letter, e-mail or phone with other parent.	G - 22
OPF_Q110	Other parent provides financial support.	G - 23
OPF_Q115_C01	Type of financial support provided for child - Child support payment.	G - 23
OPF_Q115_C02	Type of financial support provided for child - Contribute other money to your household.	G - 24
OPF_Q115_C03	Type of financial support provided for child - Other.	G - 24
OPF_Q115_C04	Type of financial support provided for child - None.	G - 24
OPF_Q120	Type of agreement for financial support.	G - 25
OPF_Q130	Custody of child settled through legal system.	G - 25
OPF_Q135	Main reason there is no agreement with other parent.	G - 26
OPF_Q140	Satisfaction - financial contribution from other parent.	G - 26
OPF_Q150	Respondent dissatisfied with financial contribution received.	G - 27
OPS_Q130	Satisfaction - contact between child and other parent.	G - 27
OPS_Q140	Respondent dissatisfied with contact child has with other parent.	G - 28
OPS_Q150	Custody of child settled through legal system.	G - 28
OPS_Q160	Custody of child settled through legal system.	G - 29
OPS_Q165	Main reason for no agreement dealing with custody of child.	G - 29
OTHERHHLDPARENT	Birth or adoptive parent in the household.	G - 7
PRTCHDC	Type of parents the child has within the household.	G - 7
PRTYPE	Type of partner the respondent has within the household.	G - 9
REA_DC_LFTHOM_C01	Reason child left household - to get married.	G - 42
REA_DC_LFTHOM_C02	Reason child left household - job related reasons.	G - 42
REA_DC_LFTHOM_C03	Reason child left household - to live alone.	G - 42

VARIABLE	VARIABLE DESCRIPTION	PAGE
REA_DC_LFTHOM_C04	Reason child left household - to live with other parent.	G - 43
REA_DC_LFTHOM_C05	Reason child left household - to live with friends.	G - 43
REA_DC_LFTHOM_C06	Reason child left household - child placed in institution or foster home.	G - 43
REA_DC_LFTHOM_C07	Reason child left household - school related reasons.	G - 44
REA_DC_LFTHOM_C08	Reason child left household - was asked to leave.	G - 44
REA_DC_LFTHOM_C09	Reason child left household - other.	G - 44
REA_DIS_CHDLIVARR	Respondent dissatisfied with child's living arrangement because...	G - 18
REA_HHLD_LFTHOM_C01	Reason child left household - to get married.	G - 37
REA_HHLD_LFTHOM_C02	Reason child left household - job related reasons.	G - 38
REA_HHLD_LFTHOM_C03	Reason child left household - to live alone.	G - 38
REA_HHLD_LFTHOM_C04	Reason child left household - to live with other parent.	G - 38
REA_HHLD_LFTHOM_C05	Reason child left household - to live with friends.	G - 39
REA_HHLD_LFTHOM_C06	Reason child left household - child placed in institution or foster home.	G - 39
REA_HHLD_LFTHOM_C07	Reason child left household - school related reasons.	G - 39
REA_HHLD_LFTHOM_C08	Reason child left household - was asked to leave.	G - 40
REA_HHLD_LFTHOM_C09	Reason child left household - other.	G - 40
REA_LIVHOMPT	Reason child lives in household part time.	G - 9
REA_NHHLD_LFTHOM_C01	Reason child left household - to get married.	G - 31
REA_NHHLD_LFTHOM_C02	Reason child left household - job related reasons.	G - 31
REA_NHHLD_LFTHOM_C03	Reason child left household - to live alone.	G - 32
REA_NHHLD_LFTHOM_C04	Reason child left household - to live with other parent.	G - 32
REA_NHHLD_LFTHOM_C05	Reason child left household - to live with friends.	G - 33
REA_NHHLD_LFTHOM_C06	Reason child left household - child placed in institution or foster home.	G - 33
REA_NHHLD_LFTHOM_C07	Reason child left household - school related reasons.	G - 34
REA_NHHLD_LFTHOM_C08	Reason child left household - was asked to leave.	G - 34
REA_NHHLD_LFTHOM_C09	Reason child left household - other.	G - 35
RECID	Record identification number.	G - 3
SAT_CHDLIVARR	Satisfaction with child's living arrangement.	G - 18
SCC_Q210	Respondent provides financial support for child.	G - 15
SCC_Q215_C01	Respondent provides financial support for child - Child support payments.	G - 15
SCC_Q215_C02	Respondent provides financial support for child - Contribute other money for child's household.	G - 16
SCC_Q215_C03	Respondent provides financial support for child - Other support.	G - 16
SCC_Q215_C04	Respondent provides financial support for child - None.	G - 16
SCC_Q231	Satisfaction - financial contribution for child.	G - 17
SCC_Q232	Respondent dissatisfied with financial contribution because...	G - 17
SCC_Q251	Satisfaction - amount of contact with child.	G - 19
SCC_Q252	Respondent dissatisfied with amount of contact with child because...	G - 19
SEX	Sex of respondent.	G - 8
SEXCHD	Sex of child.	G - 4
TSC_Q110	Time spent with child: more or less time than agreement.	G - 30

Public Use Microdata File - Union File

Variable: **RECID** Position: 1 Length:5

Record identification number.

	FREQ	WTD
00001 : 24310	24,495	0
	=====	=====
	24,495	0

Coverage: All respondents who had at least one marriage or one common-law union.

Source: General Social Survey, 2001.

Format: I5

Variable: **UNIONTYP** Position: 6 Length:1

Type of union.

	FREQ	WTD
1 Marriage only	15,539	0
2 Common-law union then marriage	3,159	0
3 Common-law union only (No marriage)	5,797	0
	=====	=====
	24,495	0

Coverage: All respondents who had at least one marriage or one common-law union.

Source: General Social Survey, 2001, derived variable.

Format: I1

Note: This derived variable was imputed using the marital history of the respondent.

Variable: **UNIONRNK** Position: 7 Length:2

Rank of union.

		FREQ	WTD
01	First union	19,394	0
02	Second union	4,129	0
03	Third union	798	0
04	Fourth union	142	0
05	Fifth union	26	0
06	Sixth union	6	0
07	Seventh union	0	0
08	Eighth union	0	0
		=====	=====
		24,495	0

Coverage: All respondents who had at least one marriage or one common-law union.

Source: General Social Survey, 2001, derived variable.

Format: I2

Note: 1) This variable indicates the rank of the union amongst common-law relationships and marriages.

2) This derived variable was imputed using the marital history of the respondent.

Variable: **CURUNION** Position: 9 Length:1

Current union indicator.

		FREQ	WTD
1	Yes, this marriage is the current union	12,150	0
2	Yes, this common-law union is the current union	2,158	0
3	No, this union is not current	10,187	0
		=====	=====
		24,495	0

Coverage: All respondents who had at least one marriage or one common-law union.

Source: General Social Survey, 2001, derived variable based on MA0_Q110 and CU0_Q110.

Format: I1

Variable: **AGEDC** Position: 10 Length:4

Age of respondent at time of survey.

		FREQ	WTD
0015 : 0079		23,477	0
80	80 years or older	1,018	0
		=====	=====
		24,495	0

Coverage: All respondents who had at least one marriage or one common-law union.

Source: General Social Survey, 2001, Household Composition Matrix.

Format: F4.1

Note: This is a derived variable, in years, to one decimal.

Variable: **SEX** Position: 14 Length:1

Sex of respondent.

		FREQ	WTD
1	Male	10,365	0
2	Female	14,130	0
		=====	=====
		24,495	0

Coverage: All respondents who had at least one marriage or one common-law union.

Source: General Social Survey, 2001, Household composition matrix.

Format: I1

Variable: **AGEBEGUN** Position: 15 Length:4

Age of respondent at beginning of union.

		FREQ	WTD
0010 : 0079		23,793	0
80	80 years or older	7	0
99.8	Don't know	442	0
99.9	Not stated	253	0
		=====	=====
		24,495	0

Coverage: All respondents who had at least one marriage or one common-law union.

Source: General Social Survey, 2001, derived variable calculated using year and month of birth of the respondent and dates provided in questions MA0_Q110, MA0_Q160, MA1_Q110, MA1_Q160, MA2_Q110, MA2_Q160, MA3_Q110, MA3_Q160, MA4_Q110, MA4_Q160, CU0_Q110, CU1_Q110, CU2_Q110, CU3_Q110, CU4_Q110.

Format: F4.1

Note: When the union started as a common-law union and was followed by marriage, the age at the beginning of the common-law union is provided.

Variable: **MSBEUN** Position: 19 Length:1

Marital status of respondent before entering union.

		FREQ	WTD
1	Widowed	136	0
2	Divorced	753	0
3	Separated	4,206	0
4	Single	19,394	0
9	Not stated	6	0
		=====	=====
		24,495	0

Coverage: All respondents who had at least one marriage or one common-law union.

Source: General Social Survey, 2001, derived variable.

Format: I1

Note: This derived variable was imputed using the marital history of the respondent. In some cases, because the rank of the union could not be determined with certainty, the marital status of the respondent before entering the union could not be derived.

Variable: **MSPRBEUN** Position: 20 Length:1

Marital status of spouse or partner before entering union.

		FREQ	WTD
1	Widowed	417	0
2	Divorced	2,866	0
3	Separated	467	0
4	Single	20,442	0
9	Not stated	303	0
		=====	=====
		24,495	0

Coverage: All respondents who had at least one marriage or one common-law union.

Source: General Social Survey, 2001, questions MA0_Q120, MA1_Q120, MA2_Q120, MA3_Q120, MA4_Q120, CU0_Q120, CU1_Q120, CU2_Q120, CU3_Q120, CU4_Q120.

Format: I1

Variable: **LICUBEUN** Position: 21 Length:1

Spouse or partner lived in common-law with someone else before union.

		FREQ	WTD
1	Yes	2,536	0
2	No	20,778	0
8	Don't know	795	0
9	Not stated	386	0
		=====	=====
		24,495	0

Coverage: All respondents who had at least one marriage or one common-law union.

Source: General Social Survey, 2001, questions MA0_Q140, MA1_Q140, MA2_Q140, MA3_Q140, MA4_Q140, CU0_Q140, CU1_Q140, CU2_Q140, CU3_Q140, CU4_Q140.

Format: I1

Variable: **AGEPRGRDIF** Position: 22 Length:2

Age difference between respondent and spouse or partner.

		FREQ	WTD
01	Respondent 11+ years	495	0
02	Respondent 6-10 years older	1,477	0
03	Respondent 5 years older	639	0
04	Respondent 4 years older	832	0
05	Respondent 3 years older	1,054	0
06	Respondent 2 years older	1,425	0
07	Respondent 1 year older	1,835	0
08	Respondent same age	4,337	0
09	Respondent 1 year younger	2,113	0
10	Respondent 2 years younger	1,769	0
11	Respondent 3 years younger	1,432	0
12	Respondent 4 years younger	1,132	0
13	Respondent 5 years younger	891	0
14	Respondent 6-10 years younger	2,093	0
15	Respondent 11+ years younger	905	0
98	Don't know	1,697	0
99	Not stated	369	0
		=====	=====
		24,495	0

Coverage: All respondents who had at least one marriage or one common-law union.

Source: General Social Survey, 2001, derived variable calculated using year and month of birth of the respondent and the year and month of birth of the spouse provided in MA0_Q130, MA1_Q130, MA2_Q130, MA3_Q130, MA4_Q130, CU0_Q130, CU1_Q130, CU2_Q130, CU3_Q130, CU4_Q130.

Format: I2

Variable: **LICUBEMA** Position: 24 Length:1

Spouse or partner and respondent lived in common-law before marriage.

		FREQ	WTD
1	Yes	3,159	0
2	No	1,659	0
7	Not asked	19,615	0
9	Not stated	62	0
		=====	=====
		24,495	0

Coverage: All respondents who had at least one marriage.

Source: General Social Survey, 2001, derived variable from questions MA0_Q150, MA1_Q150, MA2_Q150, MA3_Q150, MA4_Q150.

Format: I1

Variable: **AGEBEGMA** Position: 25 Length:4

Age of respondent at beginning of marriage.

		FREQ	WTD
0010 : 0079		18,312	0
80	80 years or older	6	0
99.7	Not asked	5,797	0
99.8	Don't know	226	0
99.9	Not stated	154	0
		=====	=====
		24,495	0

Coverage: All respondents who had at least one marriage.

Source: General Social Survey, 2001, derived variable calculated using year and month of birth of respondent and from questions MA0_Q110, MA1_Q110, MA2_Q110, MA3_Q110, MA4_Q110.

Format: F4.1

Variable: **ENDUNION** Position: 29 Length:2

Marriage or common-law union ended in ...

		FREQ	WTD
01	Separation then divorce or annulment	3,480	0
02	Separation then death of spouse	70	0
03	Death of spouse or partner	2,470	0
04	Divorce or annulment without separation	591	0
06	Marriage is ongoing	11,187	0
07	Separation from spouse or partner	4,469	0
08	Common-law union is ongoing	2,158	0
99	Not stated	70	0
		=====	=====
		24,495	0

Coverage: All respondents who had at least one marriage or one common-law union.

Source: General Social Survey, 2001, derived variable calculated using questions MA0_Q110, MA1_Q170, MA2_Q170, MA3_Q170, MA4_Q170, CU0_Q110, CU1_Q170, CU2_Q170, CU3_Q170, CU4_Q170.

Format: I2

Variable: **AGEENSEP** Position: 31 Length:4

Age of respondent when last separation happened (marriage or common-law).

		FREQ	WTD
0011 : 0079		7,384	0
80	80 years or older	2	0
99.7	Not asked	16,475	0
99.8	Don't know	534	0
99.9	Not stated	100	0
		=====	=====
		24,495	0

Coverage: All respondents who had at least one marriage or one common-law union.

Source: General Social Survey, 2001, derived variable calculated using year and month of birth of respondent and dates provided in questions MA0_Q108, MA1_Q180, MA2_Q180, MA3_Q180, MA4_Q180, CU1_Q180, CU2_Q180, CU3_Q180, CU4_Q180.

Format: F4.1

Variable: **AGEENDTH** Position: 35 Length:4

Age of respondent when union ended due to death of spouse.

		FREQ	WTD
0016 : 0079		2,282	0
80	80 years or older	111	0
99.7	Not asked	21,954	0
99.8	Don't know	97	0
99.9	Not stated	51	0
		=====	=====
		24,495	0

Coverage: All respondents who had at least one marriage or one common-law union.

Source: General Social Survey, 2001, derived variable calculated from year and month of birth of respondent and dates provided in questions MA1_Q210, MA2_Q210, MA3_Q210, MA4_Q210, CU1_Q180, CU2_Q180, CU3_Q180, CU4_Q180.

Format: F4.1

Variable: **AGEENDIV** Position: 39 Length:4

Age of respondent when marriage ended in divorce.

		FREQ	WTD
0016 : 0073		3,719	0
80	80 years or older	2	0
99.7	Not asked	20,423	0
99.8	Don't know	297	0
99.9	Not stated	54	0
		=====	=====
		24,495	0

Coverage: All respondents who had at least one marriage.

Source: General Social Survey, 2001, derived variable calculated using year and month of birth of respondent and dates provided in questions MA1_Q190, MA2_Q190, MA3_Q190, MA4_Q190.

Format: F4.1

Variable: **DURSEP** Position: 43 Length:4

Duration of union to last separation (in years).

		FREQ	WTD
0000 : 0059		7,281	0
99.7	Not asked	16,475	0
99.8	Don't know	621	0
99.9	Not stated	118	0
		=====	=====
		24,495	0

Coverage: All respondents who had at least one marriage or one common-law union.

Source: General Social Survey, 2001, derived variable calculated using the derived variables AGELEGUN and AGEENSEP.

Format: F4.1

Note: When the union started as a common-law union and was followed by marriage, the duration is calculated from the beginning of the common-law union.

Variable: **DURDTHPR** Position: 47 Length:4

Duration of union to death of spouse (in years).

		FREQ	WTD
0000 : 0061		2,232	0
99.7	Not asked	21,954	0
99.8	Don't know	139	0
99.9	Not stated	170	0
		=====	=====
		24,495	0

Coverage: All respondents who had at least one marriage or one common-law union.

Source: General Social Survey, 2001, derived variable calculated using the derived variables AGELEGUN and AGEENDTH.

Format: F4.1

Note: When the union started as a common-law union and was followed by marriage, the duration is calculated from the beginning of the common-law union.

Variable: **DURDIV** Position: 51 Length:4

Duration of union to divorce (in years).

		FREQ	WTD
0000 : 0053		3,660	0
99.7	Not asked	20,423	0
99.8	Don't know	349	0
99.9	Not stated	63	0
		=====	=====
		24,495	0

Coverage: All respondents who had at least one marriage.

Source: General Social Survey, 2001, derived variable calculated using the derived variables AGELEGUN and AGEENDIV.

Format: F4.1

Note: When the union started as a common-law union and was followed by marriage, the duration is calculated from the beginning of the common-law union.

Variable: **DURUNION** Position: 55 Length:4

Duration of union (in years).

		FREQ	WTD
0000 : 0061		9,171	0
99.5	Separated but not divorced	963	0
99.7	Not asked	13,414	0
99.8	Don't know	678	0
99.9	Not stated	269	0
		=====	=====
		24,495	0

Coverage: All respondents who had at least one marriage or one common-law union.

Source: General Social Survey, 2001, derived variable calculated the duration of the union, whatever the outcome of the union using the derived variables DURSEP, DURDTHPR and DURDIV.

Format: F4.1

Note: When the union started as a common-law union and was followed by marriage, the duration is calculated from the beginning of the common-law union.

Record Layout for Union File

FIELD	NAME	POSITION			FORMAT	LENGTH
1	RECID	1	-	5	NUM	5
2	UNIONTYP	6	-	6	CHAR	1
3	UNIONRKN	7	-	8	CHAR	2
4	CURUNION	9	-	9	CHAR	1
5	AGEDC	10	-	13	NUM	4
6	SEX	14	-	14	CHAR	1
7	AGEBEGUN	15	-	18	NUM	4
8	MSBEUN	19	-	19	CHAR	1
9	MSPRBEUN	20	-	20	CHAR	1
10	LICUBEUN	21	-	21	CHAR	1
11	AGEPRGRDIF	22	-	23	CHAR	2
12	LICUBEMA	24	-	24	CHAR	1
13	AGEBEGMA	25	-	28	NUM	4
14	ENDUNION	29	-	30	CHAR	2
15	AGEENSEP	31	-	34	NUM	4
16	AGEENDTH	35	-	38	NUM	4
17	AGEENDIV	39	-	42	NUM	4
18	DURSEP	43	-	46	NUM	4
19	DURDTHPR	47	-	50	NUM	4
20	DURDIV	51	-	54	NUM	4
21	DURUNION	55	-	58	NUM	4

Comparison to Cycle 10 Questionnaire

CYCLE 15				CYCLE 10	
Section 1: Parents (Family Origins)				Section A: Family Origins	
Q#	Added	Drop	Subject of the question or [change made]	Q#	Subject of the Question
[Change in the order of the questions]					
GU_QINT			Same introduction	D1	Questions on the family with whom the respondent grew up
GU_Q110			Same question	A2	Lived with both parents at birth
GU_Q120			Same question	A3	Lived with both parents until the age of 15
GU_Q130			Same question	A4	Lived with biological mother at birth
GU_Q140			Same question	A5	Other woman than the mother
GU_Q150			Same question	A6	Lived with biological father at birth
GU_Q160			Same question	A7	Other man than father
GU_Q170			Same question	A8	If biological parents ever lived common law
GU_Q180			Same question	A9	Before or after the birth
GU_Q190			Same question	A10	At birth, if the parents were married or common law
GU_Q200			Same question	A11	Date for start of common law relationship
GU_Q210			Same question	A12	If parents were married
GU_Q220			Same question	A13	Date of marriage
PA_Q110			If biological mother is still alive	A30	If mother is still alive
PA_Q120			[Month] and year of death of biological mother	A31	Year of mothers death
PA_Q130			[Number of siblings older than respondent]	A54	If father is still alive
PA_Q140			[Month] and year of death of biological father	A55	Year of fathers death
PA_Q210	X		If parents always lived together		
PA_Q220	X		If parents always lived together before their deaths		
PA_Q221	X		If parents always lived together before the father's death		
PA_Q222	X		If parents always lived together before the mother's death		
PA_Q230			[If parents ever separated]	A75	If parents were ever separated or divorced
PA_Q240			[Date of first separation]	A76	Date of last separation
PA_Q250			[If parents separated before their death(s)]	A75	If parents were ever separated or divorced
PA_Q260			[Date of first separation]	A76	Date of last separation
PA_Q330			[If parents divorced]	A75	If parents were ever separated or divorced
PA_Q340			[Date of divorce]	A76	Date of last separation
PA_Q350			[If parents divorced before their death(s)]	A75	If parents were ever separated or divorced
PA_Q360			[Date of divorce]	A76	Date of last separation
BLOC 01 Separation, divorce, death of father, death of mother					
PA_01_Q100	X		Changes in parents life before their separation		
PA_01_Q110	X		With whom the respondent lived after their parents' separation		
PA_01_Q210	X		With whom the respondent lived after their parents' divorce		
PA_01_Q410	X		With whom the respondent lived after their father's death		
PA_01_Q310	X		With whom the respondent lived after their mother's death		
BLOC 02 Separation, divorce, death of mother, death of father					
PA_02_Q100	X		Changes in parents life before their separation		
PA_02_Q110	X		With whom the respondent lived after their parents' separation		
PA_02_Q210	X		With whom the respondent lived after their parents' divorce		
PA_02_Q310	X		With whom the respondent lived after their father's death		
PA_02_Q410	X		With whom the respondent lived after their mother's death		
BLOC 03 Separation, death of father, death of mother					
PA_03_Q100	X		Changes in parents life before their separation		
PA_03_Q110	X		With whom the respondent lived after their parents' separation		
PA_03_Q410	X		With whom the respondent lived after their father's death		
PA_03_Q310	X		With whom the respondent lived after their mother's death		
BLOC 04 Separation, death of mother, death of father					
PA_04_Q100	X		Changes in parents life before their separation		
PA_04_Q101	X		Description of change		
PA_04_Q110	X		With whom the respondent lived after their parents' separation		
PA_04_Q310	X		With whom the respondent lived after their father's death		
PA_04_Q410	X		With whom the respondent lived after their mother's death		
BLOC 05 Divorce, death of father, death of mother					
PA_05_Q200	X		Changes in parents life before their divorce		
PA_05_Q201	X		Description of change		
PA_05_Q210	X		With whom the respondent lived after their parents' divorce		
PA_05_Q410	X		With whom the respondent lived after their father's death		
PA_05_Q310	X		With whom the respondent lived after their mother's death		

CYCLE 15				CYCLE 10	
Section 1: Parents (Family Origins)				Section A: Family Origins	
Q#	Added	Drop	Subject of the question or [change made]	Q#	Subject of the Question
BLOC 06 Divorce, death of mother, death of father					
PA_06_Q200	X		Changes in parents life before their divorce		
PA_06_Q201	X		Description of change		
PA_06_Q210	X		With whom the respondent lived after their parents' divorce		
PA_06_Q310	X		With whom the respondent lived after their father's death		
PA_06_Q410	X		With whom the respondent lived after their mother's death		
BLOC 07 Separation then divorce of parents					
PA_07_Q100	X		Changes in parents life before their separation		
PA_07_Q101	X		Description of change		
PA_07_Q110	X		With whom the respondent lived after their parents' separation		
PA_07_Q210	X		With whom the respondent lived after their parents' divorce		
BLOC 08 Separation of parents only					
PA_08_Q100	X		Changes in parents life before their separation		
PA_08_Q101	X		Description of change		
PA_08_Q110	X		With whom the respondent lived after their parents' separation		
BLOC 09 Separation then death of mother					
PA_09_Q100	X		Changes in parents life before their separation		
PA_09_Q101	X		Description of change		
PA_09_Q110	X		With whom the respondent lived after their parents' separation		
PA_09_Q310	X		With whom the respondent lived after their mother's death		
BLOC 10 Separation then death of father					
PA_10_Q100	X		Changes in parents life before their separation		
PA_10_Q101	X		Description of change		
PA_10_Q110	X		With whom the respondent lived after their parents' separation		
PA_10_Q410	X		With whom the respondent lived after their father's death		
BLOC 11 Divorce then death of mother					
PA_11_Q200	X		Changes in parents life before their divorce		
PA_11_Q201	X		Description of change		
PA_11_Q210	X		With whom the respondent lived after their parents' divorce		
PA_11_Q310	X		With whom the respondent lived after their mother's death		
BLOC 12 Divorce then death of father					
PA_12_Q200	X		Changes in parents life before their divorce		
PA_12_Q201	X		Description of change		
PA_12_Q210	X		With whom the respondent lived after their parents' divorce		
PA_12_Q410	X		With whom the respondent lived after their father's death		
BLOC 13 Death of mother only					
PA_13_Q300	X		Changes in parents life before mothers death		
PA_13_Q301	X		Description of change		
PA_13_Q310	X		With whom the respondent lived after their mother's death		
BLOC 14 Death of father only					
PA_14_Q400	X		Changes in parents life before fathers death		
PA_14_Q401	X		Description of change		
PA_14_Q410	X		With whom the respondent lived after their father's death		
BLOC 15 Death of mother then death of father					
PA_15_Q300	X		Changes in parents life before mothers death		
PA_15_Q301	X		Description of change		
PA_15_Q310	X		With whom the respondent lived after their mother's death		
PA_15_Q410	X		With whom the respondent lived after their father's death		
BLOC 16 Death of father then death of mother					
PA_16_Q400	X		Changes in parents life before fathers death		
PA_16_Q401	X		Description of change		
PA_16_Q410	X		With whom the respondent lived after their father's death		
PA_16_Q310	X		With whom the respondent lived after their mother's death		

CYCLE 15			CYCLE 10		
Section 1: Parents (Family Origins)			Section A: Family Origins		
Q#	Added	Drop	Subject of the question or [change made]	Q#	Subject of the Question
BLOC 17 Separation, divorce, death of mother					
PA_17_Q100	X		Changes in parents life before their separation		
PA_17_Q101	X		Description of change		
PA_17_Q110	X		With whom the respondent lived after their parents separation		
PA_17_Q210	X		With whom the respondent lived after their parents divorce		
PA_17_Q310	X		With whom the respondent lived after their mother's death		
BLOC 18 Separation, divorce, death of father					
PA_18_Q100	X		Changes in parents life before their separation		
PA_18_Q101	X		Description of change		
PA_18_Q110	X		With whom the respondent lived after their parents separation		
PA_18_Q210	X		With whom the respondent lived after their parents divorce		
PA_18_Q410	X		With whom the respondent lived after their father's death		
BLOC 19 Divorce of parents only					
PA_19_Q200	X		Changes in parents life before their divorce		
PA_19_Q201	X		Description of change		
PA_19_Q210	X		With whom the respondent lived after their parents divorce		
Parent together or separated, divorced, died after age 15					
PA_Q610			[Before age 15], change in parents	A15	Before age 15, any changes in living situation of parents
PA_Q620			Description of change	A16	Description of first change
PA_Q630			Same question	A17	Date of change
Parents deceased, separated or divorced before age 15					
PA_Q710	X		Before age 15, other change in parents		
PA_Q720	X		Description of change		
PA_Q730	X		Description of change		
All respondents					
PA_Q810			Other changes [before age 15]	A18	Other changes
PA_Q820			Description of change	A19	Description of second change
PA_Q830			Same question	A20	Date of change
OPLC_Q110			Same question	A21	Other changes
OPLC_Q120			Description of change	A22	Description of third change
OPLC_Q130			Same question	A23	Date of end of change
OPLC_Q150			Same question	A24	If other changes
NDMF_Q110			Same question	A25	Lived with how many mothers
NDMF_Q120			Same question	A26	Lived with how many fathers
Information on mother or woman who raised respondent					
WWR_Q110			Same question	A28	Raised by which woman
WWR_Q120			Same question	A29	If this woman is still alive
WWR_Q121			Same question	A30	If mother is still alive
WWR_Q130			Same question	A31	Year of death of mother
WWR_Q131	X		Age of respondent at death of mother		
BPM_Q10A			Same question	A32	Country of birth of mother
BPM_Q10B			Same question	A33	Country of birth of other woman
BPM_Q20			Same question	A34	Province or territory of birth of mother or woman
BPM_Q30			Same question	A35	Foreign country of birth of mother or woman
EDM_Q10			Same question	A36	Highest level of schooling attained by mother-woman
EDM_Q20			Same question	A37	Years of primary school completed
EDM_Q30M	X		Month of birth of mother		
EDM_Q30Y			Same question	A38	Year of birth of mother or woman
EDM_Q30A			Same question	A40	Age of mother or woman
EDM_Q40			Same question	A41	If she employed full, part-time or not at all - age 15
OCM_Q10	X		Occupation of mother at respondent age 15		
OCM_Q20	X		In this work, major duties		
LAM_Q10			Same question	A43	Location of mother
LAM_Q20			Same question	A44	If she lives alone
LAM_Q30			Same question	A45	If she lives with a partner
LAM_Q40			Same question	A45A	If the partner is the father of the respondent
LAM_Q50			Same question	A47	Frequency of contact in the previous 12 months
LAM_Q60			Same question + [email]	A49	Frequency of communication in the previous 12 months

CYCLE 15				CYCLE 10	
Section 1: Parents (Family Origins)				Section A: Family Origins	
Q#	Added	Drop	Subject of the question or [change made]	Q#	Subject of the Question
Information on father or man who raised respondent					
MWR_Q110			Same question	A51	Raised by which man
MWR_Q120			Same question	A53	If this man is still alive
MWR_Q121			Same question	A54	If father is still alive
MWR_Q130			Same question	A55	Year of death of father or man
MWR_Q131	X		Age of respondent at death of father		
BPF_Q10A			Same question	A56	Country of birth of father
BPF_Q10B			Same question	A57	Country of birth of man
BPF_Q20			Same question	A58	Province or territory of birth of father or man
BPF_Q30			Same question	A59	Foreign country of birth of father or man
EDF_Q10			Same question	A60	Highest level of schooling attained by father-man
EDF_Q20			Same question	A61	Years of primary school completed
EDF_Q30M	X		Month of birth of father		
EDF_Q30Y			Same question	A62	Year of birth of father or man
EDF_Q30A			Same question	A64	Age of father or man
EDF_Q40			Same question	A65	If he employed full, part-time or not at all - age 15
OCF_Q10	X		Occupation of father at respondent age 15		
OCF_Q20	X		In this work, major duties		
LAF_Q10			Same question	A67	Location of father
LAF_Q20			Same question	A68	If he lives alone
LAF_Q30			Same question	A69	If he lives with a partner
LAF_Q50			Same question	A71	Frequency of contact in the previous 12 months
LAF_Q60			Same question + [email]	A73	Frequency of communication in the previous 12 months
DOF_Q10			Same question	A75	If parents were ever separated or divorced
DOF_Q20			Same question	A76	Date of last separation
DOF_Q30			Same question	A78	If spouses parents ever separated or divorced
DOF_Q40			Same question	A79	Age of spouse when this occurred
[Répondant lived with one or two parents]					
LHH_Q110			Same question	A84	If respondent has always lived with at least one parent
LHH_Q120			Same question	A88	How many times did the respondent leave home
[Left home more than once]					
LHH_Q210			Same question	A90	Date of first departure
LHH_Q220			Same question	A91	Reasons for first departure
LHH_Q230	X		Date of first return home		
LHH_Q240			Same question	A92	Reasons for return
LHH_Q310			Same question	A85	Date of last departure
LHH_Q320			Same question	A86	Reasons for last departure
LHH_Q330			Date of [last] return to family home	A87	Date of return to family home
LHH_Q340	X		Reason for last return to family home		
[Left home ONLY once]					
LHH_Q410			Date [of departure] from family home	A85	Date of last departure
LHH_Q420			Principal reasons [for departure]	A86	Reasons for last departure
LHH_Q430			Same question	A87	Date of return to family home
LHH_Q440	X		Principal reasons for return to family home		
[Respondent does not live in family home or with one of his parents]					
LHN_Q110	X		If respondent left home more than once		
LHN_Q120			Number of departures	A88	How many times did the respondent leave home
[Left home to live on their own]					
LHN_Q210			Date of first departure	A90	Date of first departure
LHN_Q220			Same question	A91	Reasons for first departure
LHN_Q230	X		Date of first return home		
LHN_Q240			Principal reasons for return to family home	A92	Reasons for return
LHN_Q310			[Date of last return to family home]	A82	Date that last lived with one or more parent
LHN_Q320			Principal reasons [last] departure	A83	Main reasons for the move
[Left home ONLY once]					
LHN_Q510			Same question	A82	Date that last lived with one or more parent
LHN_Q520			Same question	A83	Main reasons for the move

CYCLE 15				CYCLE 10	
Section 2: Brothers and Sisters				Section B: Brothers and Sisters	
Q#	Added	Drop	Subject of the question or [change made]	Q#	Subject of the Question
SR_QINT			Same introduction + [definition of step siblings] <i>[Informations on brothers AND sisters]</i>	B1	Questions on the respondents brothers and sisters <i>Information on brothers</i>
SR_Q110			[Any step, adopted or half siblings]	B2	If raised with brothers from a different union
SR_Q120			[Number of step-brothers and sisters]	B3	How many step-brothers
SR_Q130			[Did they live at least part time with respondent]	B22	Any brothers that respondent did not grow up with
		X		B23	Number of brothers that resp did not grow up with
SR_Q140			[Number of half-brothers and sisters]	B4	How many half-brothers
SR_Q150			[Did they live at least part time with respondent]	B22	Any brothers that respondent did not grow up with
		X		B23	Number of brothers that resp did not grow up with
SR_Q160			[Number of adopted brothers and sisters]	B5	Number of adopted brothers
SR_Q170			[Did they live at least part time with respondent]	B22	Any brothers that respondent did not grow up with
		X		B23	Number of brothers that resp did not grow up with
SR_Q180			[Number of full brothers and sisters]	B6	How many birth brothers that resp grew up with
SR_Q190			[Did they live at least part time with respondent]	B22	Any brothers that respondent did not grow up with
		X		B23	Number of brothers that resp did not grow up with
SR_Q210			Verification of number of brothers and sisters	ITAO-B7	Verification of brothers that resp grew up with
SR_Q220			[Number of siblings older than respondent]	B11	Number of older brothers still living
SR_Q230			Number of siblings still living	B8	Number of brothers still living
SR_Q240	X		Number of living siblings older than respondent		
SR_Q250			If the only sibling is still living	B8B	If the only brother is still alive
SR_Q260			If the only sibling is older than the respondent	B10	If the only brother is older than the respondent
SR_Q270	X		If deceased, was the only sibling older than the resp.		
			[Merge with questions on brothers]		Information on sisters
				B12	If raised with sisters from a different union
				B13	How many step-sisters
				B14	How many half-sisters
				B15	Number of adopted sisters
				B16	How many birth sisters that resp grew up with
				ITAO-B17	Verification of sisters that resp grew up with
				B18	Number of sisters still living
				B18B	If the only sister is still living
				B20	If this only sister is older sister
				B21	Number of living sisters older than respondent
				B24	Any sisters that respondent did not grow up with
				B25	Number of sisters that resp did not grow up with

CYCLE 15				CYCLE 10	
Section 3: Respondent's Marriages				Section H: Marriages	
Q#	Added	Drop	Subject of the question or [change made]	Q#	Subject of the Question
MA0_QINT			Same introduction	H1	Questions sur mariage/union libre et objectif de la section
Sub-section 3.0: Current marriage					
MA0_Q101			Same question	ITAO-H1	Confirmation that the resp. is legally married, not separated
MA0_Q102			Same question	H2	Legal marital status of the respondent
MA0_Q104			Same question	H4	Married respondent not living with partner
MA0_Q105			Same question	H5	Common law respondent not living with partner
MA0_Q106			[Combination of questions H6 and H7]	H6	Start date of the separation (married respondent)
			[Combination of questions H6 and H7]	H7	Start date of the separation (common law respondent)
MA0_Q107			Same question	H9	If respondent has ever lived common law
MA0_Q108			Same question + [introduction]	H12	Date of separation
		X		H12A	Effect of divorce on relation with respondents children
MA0_Q110			Same question	H13	Date of marriage
MA0_Q120			Same question	H14	Marital status of spouse before marriage
MA0_Q130			Same question	H16	Birthdate of spouse
MA0_Q140			Same question	H15	If spouse has lived common law before marriage
MA0_Q141			[Number of siblings older than respondent]	H17	If spouse has children from previous union, not raised by resp.
MA0_Q142			Same question	H18	Number of spouses children not raised by respondent
MA0_Q143			Same question	H19	If children under age 18 included here
MA0_Q144			Same question	H20	Number of children under age 18
MA0_Q145			Same question	H21	Si soutien financier du conjoint pour enfants
MA0_Q146			Same question	H22	Frequency of visits by spouses children
MA0_Q147			Same question + [email]	H23	Frequency of communication with spouses children
MA0_Q150			Same question	H25	If lived common law with spouse before marriage
MA0_Q160			Same question	H26	Date of start of common law with married spouse
MA0_Q161	X		Date of start of living with current spouse		
MA0_Q220			Same question	H27	If this marriage is a first marriage
Sub-section 3.1: First marriage					
MA1_Q110			Same question	H28	Date of first marriage
MA1_Q120			Same question	H29	Marital status of first spouse before marriage
MA1_Q130			Same question	H31	Birthdate of first spouse
MA1_Q140			Same question	H30	If first spouse has lived common law before marriage
MA1_Q150			Same question	H33	If lived common law with first spouse before marriage
MA1_Q160			Same question	H34	Date of start of common law with first spouse
MA1_Q165	X		If children were born in the first marriage		
MA1_Q170			Same question	H35	Manner of ending first marriage
MA1_Q180			Same question	H36	Date of final separation from first spouse
MA1_Q190			Date of first divorce or annulment	H38	Date of divorce or annulment from first spouse
		X		H38A	Effect of divorce on relation with respondents children
MA1_Q210			Same question	H39	Date of death of first spouse
MA1_Q220			Same question	H41	If current marriage is a second marriage
MA1_Q230			Same question	H42	If respondent is legally married for the second time
Sub-section 3.2: Second marriage					
MA2_Q110			Same question	H43	Date of second marriage
MA2_Q120			Same question	H44	Marital status of second spouse before marriage
MA2_Q130			Same question	H46	Date of birth of second spouse
MA2_Q140			Same question	H45	If second spouse has lived common law before marriage
MA2_Q150			Same question	H48	If lived common law with second spouse before marriage
MA2_Q160			Same question	H49	Date of start of common law with second spouse
MA2_Q165	X		If children were born in the second marriage		
MA2_Q170			Same question	H50	Manner of ending second marriage
MA2_Q180			Same question	H51	Date of final separation from second spouse
MA2_Q190			Date of divorce or annulment from second spouse	H53	Date of divorce or annulment from second spouse
		X		H53A	Effect of divorce on relation with respondents children
MA2_Q210			Same question	H54	Date of death of second spouse
MA2_Q220			Same question	H56	If current marriage is a third marriage
MA2_Q230			Same question	H57	If respondent is legally married for the third time

CYCLE 15				CYCLE 10	
Section 3: Respondent's Marriages				Section H: Marriages	
Q#	Added	Drop	Subject of the question or [change made]	Q#	Subject of the Question
Sub-Section 3.3: Third marriage					
MA3_Q110			Same question	H58	Date of third marriage
MA3_Q120			Same question	H59	Marital status of third spouse before marriage
MA3_Q130			Same question	H61	Date of birth of third spouse
MA3_Q140			Same question	H60	If third spouse has lived common law before marriage
MA3_Q150			Same question	H63	If lived common law with third spouse before marriage
MA3_Q160			Same question	H64	Date of start of common law with third spouse
MA3_Q165	X		If children were born in the third marriage		
MA3_Q170			Same question	H65	Manner of ending third marriage
MA3_Q180			Same question	H66	Date of final separation from third spouse
MA3_Q190			Date of divorce or annulment from third spouse	H68	Date of divorce or annulment from third spouse
		X		H68A	Effect of divorce on relation with respondents children
MA3_Q210			Same question	H69	Date of death of third spouse
MA3_Q220			Same question	H71	If current marriage is a fourth marriage
MA3_Q230			Same question	H72	If respondent is legally married for the fourth time
Sub-Section 3.4: Fourth marriage					
MA4_Q110			Same question	H73	Date of fourth marriage
MA4_Q120			Same question	H74	Marital status of fourth spouse before marriage
MA4_Q130			Same question	H76	Date of birth of fourth spouse
MA4_Q140			Same question	H75	If fourth spouse has lived common law before marriage
MA4_Q150			Same question	H78	If lived common law with fourth spouse before marriage
MA4_Q160			Same question	H79	Date of start of common law with fourth spouse
MA4_Q165	X		If children were born in the fourth marriage		
MA4_Q170			Same question	H80	Manner of ending fourth marriage
MA4_Q180			Same question	H81	Date of final separation from fourth spouse
MA4_Q190			Date of divorce or annulment from fourth spouse	H83	Date of divorce or annulment from fourth spouse
		X		H83A	Effect of divorce on relation with respondents children
MA4_Q210			Same question	H84	Date of death of fourth spouse
MAE_Q101			Same question	H85	Total number of marriages
Those who were never previously married					
MAE_Q120			Same question	H87	If respondent has intention of marrying one day
Those who were previously married					
MAE_Q130			Same question	H88	If respondent has intention of remarrying one day
MAE_Q140			Same question	H89	Age would you like to get married/remarried

CYCLE 15				CYCLE 10	
Section 4: Common Law Unions				Section H: Common Law Unions	
Q#	Added	Drop	Subject of the question or [change made]	Q#	Subject of the Question
CU0_Q102			Same question	J2	If living with a common-law partner
CU0_Q107			Same question	J4	Ever been a partner in a common-law relationship
CU0_Q110			Same question	J5	Date that current common-law relationship began
CU0_Q120			Same question	J6	Partners marital status before this union
CU0_Q140			Same question	J7	If partner ever lived common-law before
CU0_Q130			Same question	J8	Date of partners birth
CU0_Q141			[Does spouse have children not raised by respondent]	J9	If partner has children from previous rel that resp didn't raise
CU0_Q142			Same question	J10	Number of such children
CU0_Q143			Same question	J11	Are any of these children under age 18
CU0_Q144			Same question	J12	Number of these children under age 18
CU0_Q145			Same question	J13	Does partner provide financial support to these children
CU0_Q146			Same question	J14	Frequency of partners visits with these children
CU0_Q147			Same question + [email]	J15	Frequency of partners communication with these children
CU0_Q220			Same question	J16	If resp has had a common-law rel not followed by marriage
Sub-section 4.1: First common-law union					
CU1_Q110			[Number of siblings older than respondent]	J17	Date of first common-law rel not followed by marriage
CU1_Q120			Same question	J18	Partners marital status before this union
CU1_Q140			Same question	J19	If that partner live common-law with anyone else before resp
CU1_Q130			Same question	J20	Date of birth of that partner
CU1_Q170			Same question	J21	Partnership end by separation or death of partner
CU1_Q180			Same question	J22	Date of end of this common-law union
CU1_Q190	X		Were children born from this union		
		X		J22A	Effect of this separation on relationship with children
CU1_Q230			Same question	J23	If resp had a second common-law rel not followed by marriage
Sub-section 4.2: Second common-law union					
CU2_Q110			Same question	J24	Date of second common-law rel not followed by marriage
CU2_Q120			Same question	J25	Partners marital status before this union
CU2_Q140			Same question	J26	If that partner live common-law with anyone else before resp
CU2_Q130			Same question	J27	Date of birth of that partner
CU2_Q170			Same question	J28	Partnership end by separation or death of partner
CU2_Q180			Same question	J29	Date of end of this common-law union
CU2_Q190	X		Were children born from this union		
		X		J29A	Effect of this separation on relationship with children
CU2_Q230			Same question	J30	If resp had a third common-law rel not followed by marriage
Sub-section 4.3: Third common law union					
CU3_Q110			Same question	J31	Date of third common-law rel not followed by marriage
CU3_Q120			Same question	J32	Partners marital status before this union
CU3_Q140			Same question	J33	If that partner live common-law with anyone else before resp
CU3_Q130			Same question	J34	Date of birth of that partner
CU3_Q170			Same question	J35	Partnership end by separation or death of partner
CU3_Q180			Same question	J36	Date of end of this common-law union
CU3_Q190	X		Were children born from this union		
		X		J36A	Effect of this separation on relationship with children
CU3_Q230			Same question	J37	If resp had a fourth common-law rel not followed by marriage
Sub-section 4.4: Fourth common-law union					
CU4_Q110			Même question	J38	Date of fourth common-law rel not followed by marriage
CU4_Q120			Same question	J39	Partners marital status before this union
CU4_Q140			Same question	J40	If that partner live common-law with anyone else before resp
CU4_Q130			Same question	J41	Date of birth of that partner
CU4_Q170			Same question	J42	Partnership end by separation or death of partner
CU4_Q180			Same question	J43	Date of end of this common-law union
CU4_Q190	X		Were children born from this union		
		X		J43A	Effect of this separation on relationship with children
CU4_Q230			Same question	J44	Number of times resp was in a common-law rel, no marriage
If respondent does not live with partner					
CUE_Q120	X		If resp. lives in a stable intimate relationship with a sp hhd		
CUE_Q130			Same question	J46	If respondent thinks that he will ever live in a common-law rel
CUE_Q140			Same question	J47	Age at which would like to start a common-law relationship
CUE_Q150	X		If resp. could ever live in a common-law relationship		
CUE_Q160			Same question	J47	Age at which would like to start a common-law relationship

CYCLE 15			CYCLE 10		
Section 5: Children			Section D: Children		
Q#	Added	Drop	Subject of the question or [change made]	Q#	Subject of the Question
COR_QINT			Same introduction	D1	Questions on children and grandchildren
COR_Q10			Same question	D3	Ever raised step-children
COR_Q11			Same question	D4	Number of step-children
COR_Q20			Same question	D6	If ever adopted children
COR_Q21			Same question	D7A	Number of adopted children
COR_Q22			Same + [don't include step children]	D7B	Number of adopted children (exc. Step-children)
COR_Q31			Same question	D10A	If ever fathered a child
COR_Q41			Same question	D10B	If ever given birth to a child
COR_Q32			Number of children fathered [inc prev unions]	D12A	Number of children fathered
COR_Q33			Same question	D12A	Number of children fathered
COR_Q34			Number of children fathered [from prev unions]	D12A	Number of children fathered
COR_Q42			Same question	D12B	Number of children given birth to
COR_Q70			Any grandchildren - [respondents over 30]	D16	If grandchildren - respondents over 25
COR_Q71			Same question	D17	Number of grandchildren
COR_E71			[Reformulation of the question]	ITAO-D18	Verification of children that don't live in household
CD_Q101			Same question	D19A	First name of child
CD_Q102			[Number of siblings older than respondent]	D19B	Starting with the oldest, first name of child
CD_Q102A	X		First name of the next child raised		
CD_Q103			Same question	D19C	First name of child not in household
CD_Q104			Same question	D19D	Other child not in household
CD_Q120M-Y			Same question	D21M-Y	Date of birth of child
CD_Q120A			Same question	D23	Age of child
CD_Q130			[Combination of questions D31A and D31B]	D31A	Sex of living child
				D31B	Sex of deceased child
CD_Q135			[Combination of questions D33A and D33B]	D33A	Birth, step or adopted child
				D33B	Birth, step or adopted child (deceased child)
CD_Q140M-Y			Same question	D34M-Y	Date that child joined the household
CD_Q140A			Same question	D35	Age of child when he joined the household
[Module based on the situation of the child]			Progress to the end of the module		
Module: Child present in the household roster					
COPH_Q110			Same question	D40C	If birth(adopted) mother lives in the household
COPH_Q120			Same question	D40D	If birth(adopted) father lives in the household
Module: Child present on household roster - full-time					
CFT_Q110			Child present all of the time, most, part of time, never	D38	If child lives full-time in household
Module: Child present on household roster - part-time					
CPT_Q110			Same question	D39	If child lives part-time in household
Module: Child present on household roster - part-time - reasons					
CPTR_Q110			Same question	D40	Reason for child living part-time in household
Module: time that child spend in hhd in previous 12 months					
TSH_Q110			Same question	D41	Amount of time spend in household - past 12 months
Module: Living conditions of child					
LAC_Q120			Same question	D43	With whom the child lives
LAC_Q430			Same question	D44	Distance from child's home
Module: Agreement for child's custody					
AFC_Q110			[Type of agreement for child's custody]	D45A	Joint physical custody or joint legal custody
AFC_Q120	X		How has the written agreement concluded		
AFC_Q135	X		Reason for no agreement for child custody		
Module: Contact between the respondent and the child					
CCR_Q100			Same question	D45B	Time spent with child in past month
CCR_Q110			Same question	D46	Time spent with child in past 12 months
CCR_Q130			Same question + [email]	D47	Frequency of contact with child in past 12 months
Module: Last contact between the respondent and the child					
LCC_Q110			Same question	D49	Date of last meeting with child

CYCLE 15			CYCLE 10		
Section 5: Children			Section D: Children		
Q#	Added	Drop	Subject of the question or [change made]	Q#	Subject of the Question
Module: Satisfaction with child contact					
SCC_Q210			Same question	D50	If resp provides financial support for child
SCC_Q215	X		Type of financial support for child		
SCC_Q231			Same question	D51	Satisfaction with financial support
SCC_Q232			Same question	D52	Reason for dissatisfaction with financial support
SCC_Q241			Same question	D53	Satisfaction with child's living arrangements
SCC_Q242			Same question	D54	Reason for dissatisfaction with living arrangements
SCC_Q251			Same question	D55	Satisfaction with amount of contact with child
SCC_Q252			Same question	D56	Reason for dissatisfaction with amount of contact
Module: Person with whom the child lives the rest of the time					
CLW_Q110			Same question	D57	With whom the child lives the rest of the time
CLW_Q120			Same question	D58	Distance to other home of the child
COPH_Q110			Same question	D61F	If birth/adopted mother lives in hhd
COPH_Q120			Same question	D61G	If birth/adopted father lives in hhd
Module: Demographic characteristics of other biological parent					
OBP_Q110			Same question	D65	If other birth/adopted parent is still alive
OBP_Q120			Same question	D67	Distance to home of other parent
OBP_Q130			Same question	D68	Time spent with other parent in past month
OBP_Q140			Same question	D69	Time spent with other parent in past 12 months
Module: Last time that the child lived with the respondent					
OBPLL_Q210			Same question	D70M-Y	Date when child last lived with respondent
Module: Contact between other parent and child					
OPC_Q110			Same question + [email]	D70	Frequency of communication with other parent in 12 months
Module: Time that child saw other parent for the last time					
OPLS_Q110			Same question	D72	Date of last meeting between child and other parent
Module: Financial support provided by other parent					
OPF_Q110			Same question	D73	If other parent provides financial support
OPF_Q115	X		Type of financial support provided by other parent		
OPF_Q120	X		Type of agreement for financial support		
OPF_Q130	X		How was the written agreement concluded		
OPF_Q135	X		Main reason for no agreement between resp and child's parent		
OPF_Q140			Same question	D74	Satisfaction with this financial support
OPF_Q150			Same question	D75	Reason for dissatisfaction with this financial support
Module: Satisfaction with child's living arrangement					
OPS_Q110			Same question	D76	Satisfaction with child's living arrangements
OPS_Q120			Same question	D77	Reason for dissatisfaction with child's living arrangements
Module: Satisfaction with amount of contact between child and other parent					
OPS_Q130			Same question	D78	Satisfaction with amount of contact of child with other parent
OPS_Q140			Same question	D79	Reason for dissatisfaction with amount of contact
OPS_Q150	X		Type of custody agreement		
OPS_Q160			[How was the written agreement concluded]	D80	Was custody settled through legal system
OPS_Q165	X		Main reason for no custody agreement		
Module: Time spent with child - from custody agreement					
TSC_Q110			[Time spent versus agreement] (+, = or -)	D82	Time spent versus court order (+, = or -)
Module: Leaving home by non-household child					
LHNC_Q320			Same question	D84	Date that child left home (last time)
LHNC_Q410			Same question	D86	Reason that child left home
LHNC_Q610			Same question	D87	Distance to home of the child
LHNC_Q620			Same question	D88	Frequency of contact with child - past 12 months
LHNC_Q630			Same question + [email]	D89	Frequency of communication with child - past 12 months

CYCLE 15			CYCLE 10	
Section 5: Children			Section D: Children	
Q#	Added	Drop	Q#	Subject of the Question
Subject of the question or [change made]				
Module: Leaving home by household child				
LHHC_Q110		Same question	D90	If child has ever left home
LHHC_Q120		Same question	D90M-Y	Date for respondents last leaving of household
LHHC_Q320		Same question	D91M-Y	Date of the child last leaving the household
LHHC_Q410		Same question	D93	Reason for the child's last departure
LHHC_Q510		Same question	D94	Length of time that the child was gone
Module: Deceased child				
DC_Q110		Same question	D95	Date of death of child
DC_Q120		Same question	D98	If deceased child has ever left the household
DC_Q320		Same question	D99	Date of last departure
DC_Q410		Same question	D101	Reason for the child's last departure
Module: Opinions about children				
OC_Q10		Same question	D102	Satisfaction with amount of time spent with children <i>Degree of agreement with the following:</i>
OC_Q20		Same question	D104	Having children has made respondent happier
OC_Q21		Same question	D105	Respondent is frustrated because children take so much time
	X		D106	If respondent could live life over, would have no children
	X		D107A	Better father than their father
	X		D107B	Better mother than their mother

CYCLE 15			CYCLE 10		
Section 6: Family and Fertility Intentions			Section F: Fertility Intentions		
Q#	Added	Drop	Subject of the question or [change made]	Q#	Subject of the Question
FI_QINT1			Questions on intentions of having children	F2	Quest.on intentions to have/father children
FI_QINT2			Questions on intentions of fathering children		
FI_Q100			Same question	F4	If partner is presently pregnant
FI_Q101			Same question	F5	If respondent is presently pregnant
FI_Q110			Same question	F6	If they have intention of having a child one day
FI_Q120			Same question	F7	Total number of children intend to have (include pres children)
FI_Q121			Same question	F8	Total number of children intend to have (include pres children)
FI_Q130			Same question	F10	If respondent has had an operation to prevent children
FI_Q131			Same question	F11	Operation for medical reasons or for contraception
FI_Q132	X		Date of operation for the respondent		
FI_Q140			Same question	F12	If respondent has been told that they cannot have child
FI_Q230			Same question	F14	If partner has been told that they cannot have child
FI_Q231			Same question	F15	Operation for medical reasons or for contraception
FI_Q232	X		Date of operation for the partner		
FI_Q240			Same question	F16	If partner has been told that they cannot have child
FI_Q300			Same question	F20	If respondent and partner use contraception
FI_Q310			[Number of siblings older than respondent]	F21	What methods of contraction
FI_Q320			Same question	F22	How long has contraception been used
FI_Q330			Same question	F23	If couple has used contraception in previous two years
FI_Q400			Same question	F24	Currently using contraception
FI_Q410			Same question	F25	What methods of contraception
FI_Q420			Same question	F26	How long has contraception been used
FI_Q430			Same question	F27	If couple has used contraception in previous two years

CYCLE 15				CYCLE 10	
Section 7: Values and Attitudes				Section C: Values and Attitudes (1st Part)	
Q#	Added	Drop	Subject of the question or [change made]	Q#	Subject of the Question
VA_QINT1			Same introduction		Questions sur certains aspects de la vie du répondant
VA_Q010			Same question	C3	Amount of agreement with the statements: Happy childhood
VA_Q020			Same question	C5A	Closeness to father during childhood
VA_Q030			Same question	C5C	Closeness to mother during childhood
		X		C17	An employed mother can have as good a rel as a stay at home
		X		C18	A job is the best way for a woman to be independent
		X		C19	Keeping house is as fulfilling as working for pay
		X		C20	Both the man and woman should contribute to hhd income
		X		C21	A pre-school child will suffer with 2 working parents
		X		C22	A job is OK but most woman want home and family
		X		C24	A family is OK but most men want to be successful in job
		X		C25	Raising children is not a mans responsibility
		X		C26	The financial role of the father in the household
		X		C27	Refuse a promotion (man) to spend time with family
		X		C27B	Refuse a promotion (woman) to spend time with family
			[Number of siblings older than respondent]		Degree of importance of:
VA_Q040			Same question	C8	Having a close relationship
VA_Q050			Same question	C9	To be married
VA_Q060			Same question	C10	To have at least one child
VA_Q070			Same question	C11	To have a paid job outside the house
					Section K: Values and Attitudes (2nd Part)
				Q#	Subject of the Question
VA_QINT2			Same introduction	K2	Questions on relations with their partner
VA_Q110			Same question	K3	Relationship with spouse - qualitative
VA_Q120			Same question	K4	Frequency of calm discussion with spouse
VA_Q130			Same question	K5	Frequency of laughing with souse <i>Frequency of disputes with partner about:</i>
VA_Q200			Same question	K8	Household tasks
VA_Q210			Same question	K10	Children
VA_Q220			Same question	K11	Money
VA_Q230			Same question	K12	Shows of affection
VA_Q240			Same question	K14	Free time
VA_Q250			Same question	K17	In-laws
		X			<i>Reasons for ending a union:</i>
		X		K22	Spouse drinks to excess
		X		K23	Lack of love or respect
		X		K24	Disagreement about management of money
		X		K25	Aggressive behaviour by spouse
		X		K26	Partage insatisfaisant des tâches ménagères
		X		K27	Marital infidelity
		X		K28	Sexual incompatibility
		X		K29	Infertility
		X		K30	Disagreement about number of children
		X		K31	Conflict over the raising of children
VB_Q200			Same question + [If children are less than age 15]	K33	Would remain married for the sake of the children
					Section 8: Education History of the Respondent
Q#	Added	Drop	Subject of the question or [change made]	Q#	Subject of the Question
			[New section. Refer to the questionnaire for details]		
ED0_Q10			Same question	L27	From section L: Paid and Unpaid Work: Number of years of primary and elementary schooling
ED0_Q20			Same question	L28	If the respondent received a high school graduation
ED5_Q161			Same + [includes the last education]	L31	Date when the respondent finished his schooling
EDE_Q51			Same question	L30	Highest level of education for the respondent

CYCLE 15			CYCLE 10	
Section 9: Work History			Section M: Work interruptions	
Q#	Added Drop	Subject of the question or [change made]	Q#	Subject of the Question
WHI_QINT	X	Relationship between family events and work participation		
WH1_Q10		Same + [Excluding work while you were going to school]	M2	If ever worked for a period of 6 months or more
Sub-section 9.1: First work period				
WH01_Q20		Date start working [for a period of 6 months or more]	M3	Date of starting to work on a regular basis
	X		M5	Number of times that work was interrupted for 6 months
WH01_Q30	X	If the first work was 30 hours or more per week <i>[Based on previous response]</i>	M7	After first interruption, full or part-time work
Sub-section 9.1.1: First full-time period of work - 30 hours or more / week				
WF01_Q40	X	If paid worker, self-employed or unpaid family		
WF01_Q45		If ever [absent from work for more than 3 months]	M4	If ever stopped working for at least 6 months
WF01_Q46	X	If ever worked less than 30 hours per week		
WF01_Q48	X	If absense happened before starting working less than 30 hours		
WF01_Q50		Date of start of first work absence	M6	Date of start of first work interruption
	X		M7SP	At that time, working arrangements
Sub-section 9.1.2: First part-time period of work - less than 30 hours / week				
WP01_Q40	X	If paid worker, self-employed or unpaid family		
WP01_Q42	X	Reason for working less than 30 hours		
WP01_Q45		If ever [absent from work for more than 3 months]	M4	If ever stopped working for at least 6 months
WP01_Q46	X	If ever worked more than 30 hours per week		
WP01_Q48	X	If absense happened before starting working more than 30 hours		
WP01_Q50		Date of start of first work absence	M6	Date of start of first work interruption
WH01_Q60		Reasons for absence from work	M8	Reasons for respondent stopping work
Sub-section 9.1.3: Seasonal and self-employed work <i>[New sub-section]</i>				
SAW01_Q10	X	If resp returned to seasonal/self employed work after absence		
SAW01_Q30	X	If respondent was always a seasonal or self-employed worker		
SAW01_Q50	X	Date of end of seasonal or self-employed work		
SAW01_Q60	X	If resp start working after being seasonal/self-employed		
Sub-section 9.2: Second work period				
WH02_Q10	X	If respondent starting working again		
WH02_Q20		[Date of return to work]	M9	Duration of work interruption
WH02_Q30		[If work was 30 or more hours per week]	M10	Full or part-time work after work interruption
	X		M10SP	Full or part-time work at time of work interruption
	X		M11A	If employee returned to the same job
	X		M11B	If employee returned to the same responsibilities
Sub-section 9.2.1: Second full-time period of work - 30 hours or more / week				
WF02_Q20	X	Date of start of working 30 hours or more		
WF02_Q40	X	If paid worker, self-employed or unpaid family		
WF02_Q45		If ever [absent from work for more than 3 months]	M13	If another work interruption of at least 6 months
WF02_Q46	X	If ever worked less than 30 hours per week		
WF02_Q48	X	If absense happened before starting working less than 30 hours		
WF02_Q50		Date of start of [absence] from work <i>[Based on previous response]</i>	M14	Start date for second work interruption
	X		M15	At that time, employed full or part-time
			M15SP	At that time, working arrangements
Sub-section 9.2.2: Second part-time period of work - less than 30 hours / week				
WP02_Q20	X	Date of start of working 30 hours or less		
WP02_Q40	X	If paid worker, self-employed or unpaid family		
WP02_Q42	X	Reason for working less than 30 hours		
WP02_Q45		If ever [absent from work for more than 3 months]	M13	If another work interruption of at least 6 months
WP02_Q46	X	If ever worked more than 30 hours per week		
WP02_Q48	X	If absense happened before starting working more than 30 hours		
WP02_Q50		Date of start of [absence] from work	M14	Start date for second work interruption
WH02_Q60		Reasons for absence from work	M16	Reason for stopping work
Sub-section 9.2.3: Seasonal and self-employed work				

CYCLE 15			CYCLE 10	
Section 9: Work History			Section M: Work interruptions	
Q#	Added Drop	Subject of the question or [change made]	Q#	Subject of the Question
[New sub-section. Refer to subsection 9.1.3 above or to the questionnaire.]				
Sub-section 9.3: Third work period				
WH03_Q10	X	If respondent starting working again	M17	Length of work interruption
WH03_Q20		[Date of return to work]	M18	Returned to full or part-time work
WH03_Q30		[If work was 30 or more hours per week]	M18SP	Returned to other work arrangements
	X		M19A	If employee returned to the same job
	X		M19B	If employee returned to the same responsibilities
	X			
Sub-section 9.3.1: Third full-time period of work - 30 hours or more / week				
WF03_Q20	X	Date of start of working 30 hours or more		
WF03_Q40	X	If paid worker, self-employed or unpaid family		
WF03_Q45		If ever [absent from work for more than 3 months]	M21	If another work interruption of at least 6 months
WF03_Q46	X	If ever worked less than 30 hours per week		
WF03_Q48	X	If absence happened before starting working less than 30 hours		
WF03_Q50		Date of start of [absence] from work	M22	Start date for third work interruption
		[Based on previous response]	M23	At that time, employed full or part-time
	X		M23SP	At that time, working arrangements
Sub-section 9.3.2: Third part-time period of work - less than 30 hours / week				
WP02_Q20	X	Date of start of working 30 hours or less		
WP02_Q40	X	If paid worker, self-employed or unpaid family		
WP02_Q42	X	Reason for working less than 30 hours		
WP02_Q45		If ever [absent from work for more than 3 months]	M21	If another work interruption of at least 6 months
WP02_Q46	X	If ever worked more than 30 hours per week		
WP02_Q48	X	If absence happened before starting working more than 30 hours		
WP02_Q50		Date of start of [absence] from work	M22	Start date for third work interruption
WH02_Q60		Reasons for absence from work	M24	Reason for stopping work
Sub-section 9.3.3: Seasonal and self-employed work				
[New sub-section. Refer to subsection 9.1.3 above or to the questionnaire.]				
Sub-section 9.4: Fourth work period				
WH04_Q10	X	If respondent starting working again	M25	Length of work interruption
WH04_Q20		[Date of return to work]	M26	Returned to full or part-time work
WH04_Q30		[If work was 30 or more hours per week]	M26SP	Returned to other work arrangements
	X		M27A	If employee returned to the same job
	X		M27B	If employee returned to the same responsibilities
	X			
Sub-section 9.4.1: Fourth full-time period of work - 30 hours or more / week				
WF04_Q20	X	Date of start of working 30 hours or more		
WF04_Q40	X	If paid worker, self-employed or unpaid family		
WF04_Q45		If ever [absent from work for more than 3 months]	M29	If another work interruption of at least 6 months
WF04_Q46	X	If ever worked less than 30 hours per week		
WF04_Q48	X	If absence happened before starting working less than 30 hours		
WF04_Q50		Date of start of [absence] from work	M30	Start date for fourth work interruption
		[Based on previous response]	M31	At that time, employed full or part-time
	X		M31SP	At that time, working arrangements
Sub-section 9.4.2: Fourth part-time period of work - less than 30 hours / week				
WP04_Q20	X	Date of start of working 30 hours or less		
WP04_Q40	X	If paid worker, self-employed or unpaid family		
WP04_Q42	X	Reason for working less than 30 hours		
WP04_Q45		If ever [absent from work for more than 3 months]	M29	If another work interruption of at least 6 months
WP04_Q46	X	If ever worked more than 30 hours per week		
WP04_Q48	X	If absence happened before starting working more than 30 hours		
WP04_Q50		Date of start of [absence] from work	M30	Start date for fourth work interruption
WH04_Q60		Reasons for absence from work	M32	Reason for stopping work
Sub-section 9.4.3: Seasonal and self-employed work				
[New sub-section. Refer to subsection 9.1.3 above or to the questionnaire.]				

CYCLE 15			CYCLE 10	
Section 9: Work History			Section M: Work interruptions	
Q#	Added	Drop	Q#	Subject of the Question
Sub-section 9.5: Fifth work period				
WH05_Q10	X			If respondent starting working again
WH05_Q20				[Date of return to work]
WH05_Q30				[If work was 30 or more hours per week]
		X		
		X		
		X		
[New sub-section. Refer to subsections above or to the questionnaire.]				
Sub-section 9.6 : Last work period				
[New sub-section. Refer to the questionnaire.]				
Sub-section 9.7: Maternity and paternity leave				
[New sub-section. Refer to the questionnaire.]				
			M33	Length of work interruption
			M34	Returned to full or part-time work
			M34SP	Returned to other work arrangements
			M35A	If employee returned to the same job
			M35B	If employee returned to the same responsibilities

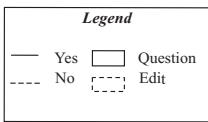
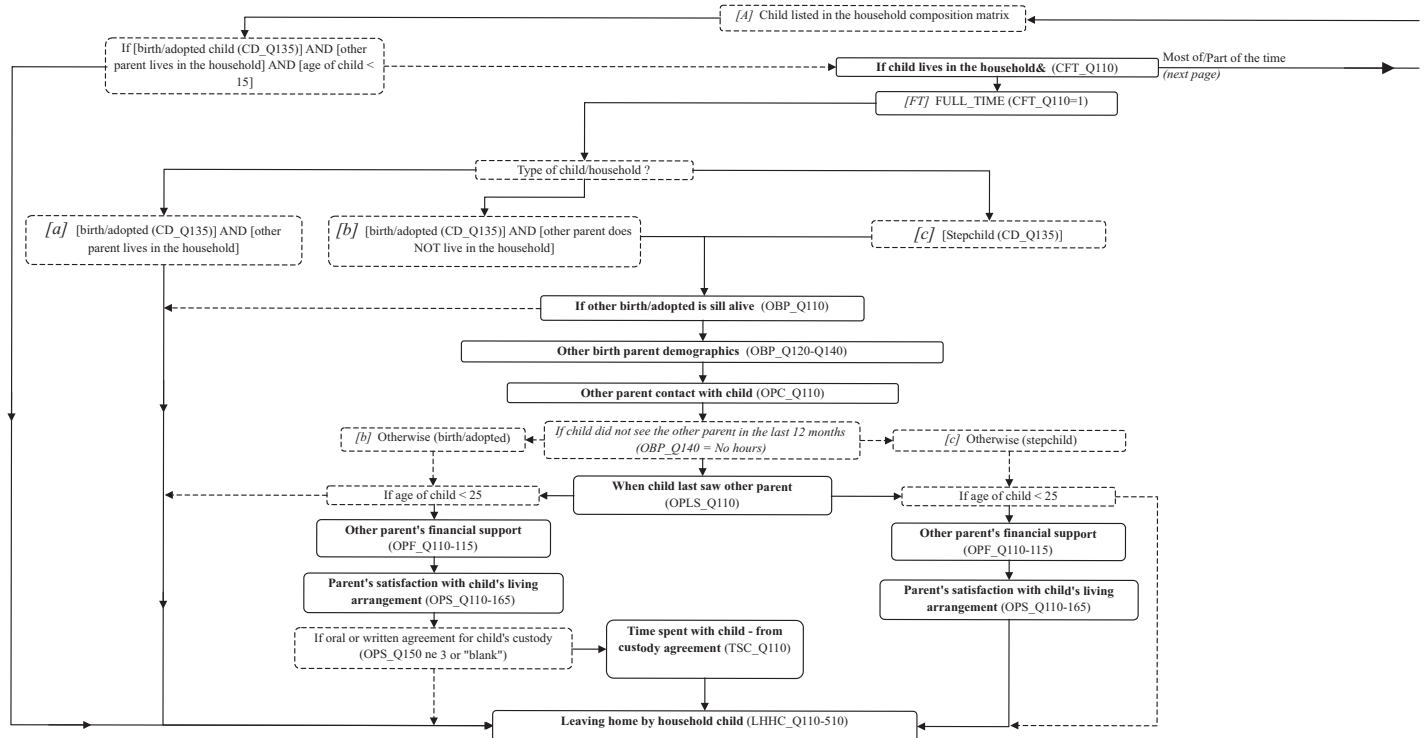
CYCLE 15			CYCLE 10		
Section 10: Main Activity			Section L: Paid and Unpaid Work		
Q#	Added	Drop	Subject of the question or [change made]	Q#	Subject of the Question
		X		L1	Introduction to unpaid activities
		X			In the past week, how many hours spent:
		X		L2	Unpaid housework, yard work or home maintenance
		X		L3	Looking after children
		X		L4	Providing unpaid care to a senior
		X		L10	Introduction to paid work and education
		X		L11	In the past week, did any paid work or self-employed
PW_QINT	X		Introduction to respondents activities in the last 12 months		
PW_Q110			Same + [caring for children, household work]	L24	Main activity in the past 12 months
PW_Q120			Same question	L23	If respondent was studying full or part-time
PW_Q130			Respondent have a job or self-employed during past 12 months	L12	Did respondent have a job in the past 12 months
PW_Q140M	X		Last month that respondent did paid work		
PW_Q140Y			Same question	L26	Last year that respondent did paid work
PW_Q150	X		If respondent paid worker, self employed, unpaid family		
PW_Q160	X		Did respondent have paid employees		
PW_Q161	X		Number of paid employees		
PW_Q170			Same question	L13	Number of weeks during 12 months respondent was employed
PW_Q180			Même + [include all jobs]	L14	Number of hours a week usually worked
PW_Q190	X		If any paid work usually at home		
PW_Q191	X		Number of hours usually worked at home		
PW_Q310			Same question	L17	Whom did the respondent work for the longest time - 12 mths
PW_Q311			Same question	L18	What kind of business
PW_Q312			Same question	L19	What kind of work
PW_Q313			Same question	L20	In that work, the most important activities
		X		L21	In 12 months, any courses to get diploma or certificate
		X		L22	Number of weeks of course
		X		L26A	Satisfaction with main activity
PW_Q410			[Usual schedule of hours]	L15	If respondent worked regularly at night or in the evening
PW_Q410			[Usual schedule of hours]	L16	If respondent worked regularly on Saturday or Sunday
PW_Q510			Same question	L26B	Satisfaction with work - life balance
PW_Q520			Same question	L26C	Reason for dissatisfaction
WR_Q100	X		Respondent ever retired from a former employer		
WR_Q130	X		Date of this retirement		
			See RESPONDENTS EDUCATION	L27	Number of years of elementary and secondary schooling
			See RESPONDENTS EDUCATION	L28	If respondent has a graduated from high school
			See RESPONDENTS EDUCATION	L29	If respondent has any post secondary schooling
			See RESPONDENTS EDUCATION	L30	Highest level of education for the respondent
			See RESPONDENTS EDUCATION	L31	Date when the respondent finished their education

CYCLE 15			CYCLE 10		
Section 11: Other characteristics			Section R: Other characteristics		
Q#	Added	Drop	Subject of the question or [change made]	Q#	Subject of the question
BPR_QINT			Same question	R1	Introduction
Sub-section 11.1: Location of birth of the respondent					
BPR_Q10			Same question	R15	Country of birth of the respondent
BPR_Q20			Same question	R16	Province or territory of birth of the respondent
BPR_Q30			Same question	R17	Country of birth of the respondent (outside Canada)
BPR_Q40			Date of the first [permanent] arrival in Canada	R18	Date of immigration to Canada
Sub-section 11.2: Location of residence at age 15					
POR_Q20	X		At age 15, population of location of residence		
Sous-section 11.3: Migration status of respondent [New sub-section. Refer to questionnaire for details of the questions]					
Sub-section 11.4: Dwelling of respondent					
		X		R1B	If ever lived alone for 3 months or more
		X		R1	Date the resp. started to live alone for 3 months or more
		X		R2	Number of moves in the past 10 years
		X		R3	Date of move to current address
		X		R4	Distance between previous address and current address
		X		R5	Reason for moving
DW_Q10			Same question	R6	Respondents type of dwelling
DW_Q20			Same question	R7	If the owner of the residence is a member of the household
DW_Q40			Same question	R8	Postal code
			<i>See introduction. Household roster</i>	R9	If more than one telephone in the residence
			<i>See introduction. Household roster</i>	R10	If the telephones have the same number
			Only if necessary	R11	Reasons for asking about multiple telephones
			<i>See introduction. Household roster</i>	R12	Number of different telephone numbers
			<i>See introduction. Household roster</i>	R13	If some numbers reserved for business or fax
			<i>See introduction. Household roster</i>	R14	Number of numbers reserved for business or fax
		X		Questions on military service	
		X		R20	If the respondent has served as a member of the Armed Forces
		X		R21	Name of conflict or war
		X		R22	If the respondent served in Canada or overseas
		X		R24	If spouse served in the Armed Forces
Sub-section 11.5: Language of respondent					
LN_Q100			Same question	R25	First language spoken in childhood
LN_Q110			Same question	R25SPA	If the respondent still speaks and understands this language
LN_Q140			Same question	R26	Language most commonly spoken at home
Sub-section 11.6: Religion of respondent					
RL_Q100			Same + [if they have one]	R27	Respondents religion
RL_Q110			Same question	R28	Number of times at service in previous 12 months
RL_Q120	X		Number of times at service at age 15		
		X		Questions on physical condition of respondent	
		X		R29	Introduction of questions concerning physical condition
		X		R30	Compared to persons of same age, state of health
		X		R31	Level of stress
		X		R32	If limited in the amount or kind of work
		X		R33	Date of the start of limitations

CYCLE 15				CYCLE 10	
Section 11: Other characteristics				Section R: Other characteristics	
Q#	Added	Drop	Subject of the question or [change made]	Q#	Subject of the question
Sub-section 11.7: Principal activity of spouse					
		X		R35	Introduction of questions concerning spouse
		X		R36	In past 12 months, has spouse done paid work
MAP_Q10			Same + [caring for children, household work]	R44	Principal activity of spouse in past 12 months
MAP_Q20			Same question	R43	If spouse studied full or part-time
MAP_Q30	X		Was spouse self-employed in past 12 months		
MAP_Q31			Same question	R37	Number of weeks worked in the past 12 months
MAP_Q32			[If spouse worked full or part-time]	R38	Number of hours usually worked each week
		X		R39	If spouse regularly worked in the evening or night
		X		R40	If spouse regularly worked on Saturday or Sunday
		X		R41	If took courses in previous 12 months to get cert.or degree
		X		R42	Number of weeks of course
MAP_Q40	X		Past 12 months, ever without work and looking		
MAP_Q50			Same question	R45	Highest level of education by spouse
		X		R46	Number of years of primary education by spouse
Sub-section 11.8: Respondents income					
		X		In past 12 months did the respondent receive an income from:	
		X		R50A	Employment or self-employment
		X		R50B	Government payments
		X		R50C	Investments, interests and dividends
		X		R50D	Retirement pensions, superannuation and annuities
		X		R50F	Alimony
		X		R50I	Child support
		X		R50J	All other sources
IN_Q0110			Respondents main source of income	R52	Respondents main source of income
IN_Q0120			Same question	R47	Best estimate of total person income
IN_Q0200			Same question	R49	How many household members received income, 12 months
				Is household income:	
IN_Q20000			Same question	R54A	Less than 20 000\$ or 20 000\$ and more
IN_Q10000			Same question	R54B	Less than 10 000\$ or 10 000\$ and more
IN_Q5000			Same question	R54C	Less than 5 000\$ or 5 000\$ and more
IN_Q15000			Same question	R54D	Less than 15 000\$ or 15 000\$ and more
IN_Q40000			Same question	R54E	Less than 40 000\$ or 40 000\$ and more
IN_Q30000			Same question	R54F	Less than 30 000\$ or 30 000\$ and more
IN_Q50000			Same question	R54G	Less than 50 000\$ or 50 000\$ and more
IN_Q60000			Same question	R54H	Less than 60 000\$ or 60 000\$ and more
IN_Q80000			Same question	R54J	Less than 80 000\$ or 80 000\$ and more
IN_Q100000			Same question	R54K	Less than 100 000\$ or 100 000\$ and more
Section 12: Follow-up information					
Q#	Added	Drop	Subject of the question or [change made]	Q#	Subject of the question
			<i>This section was not changed except :</i>		
		X		S6	Address of a person to contact if the respondent moves
Section S: Follow-up information					

Flow Chart of Section 5: Children

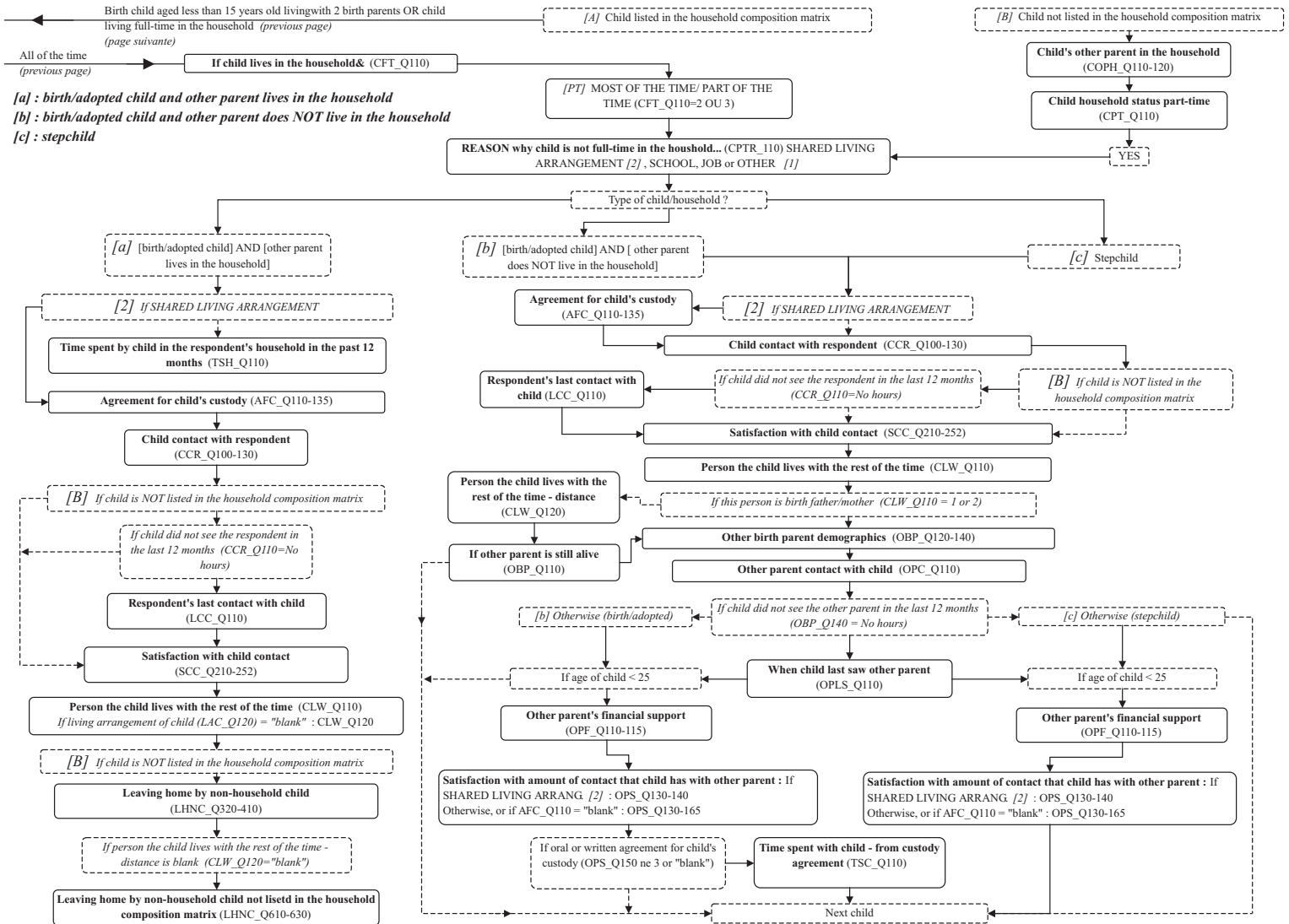
Flowchart of Section 5: Children Child listed in the household composition matrix [A] and living full-time in the household [FT - full time]



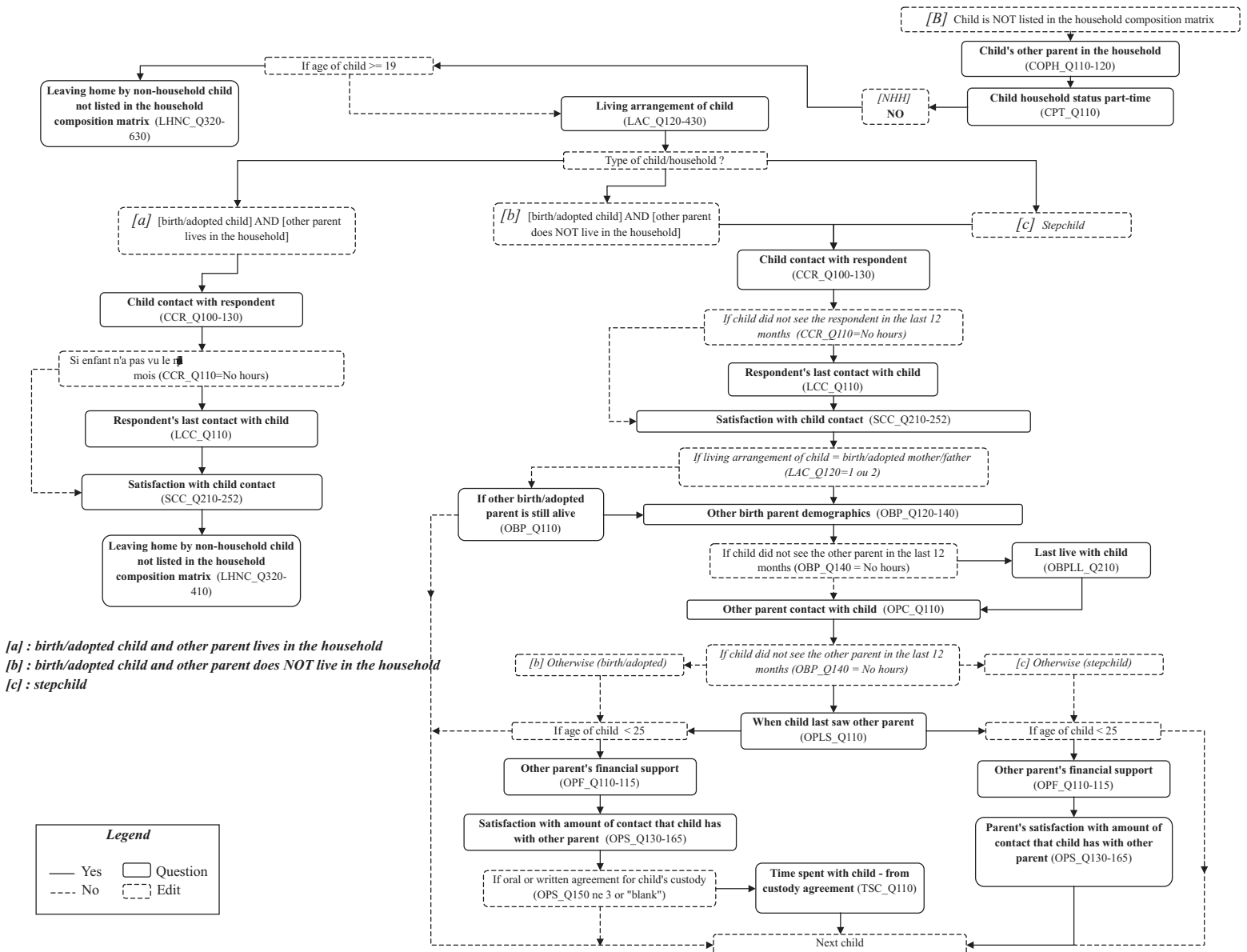
[a] : birth/adopted child and other parent lives in the household
[b] : birth/adopted child and other parent does NOT live in the household
[c] : stepchild

Most of/Part of the time
(next page)

Flowchart of Section 5: Children Child listed [A] or NOT listed in the household composition matrix [B] and living most of the time or part of the time in the household [PT - part time]

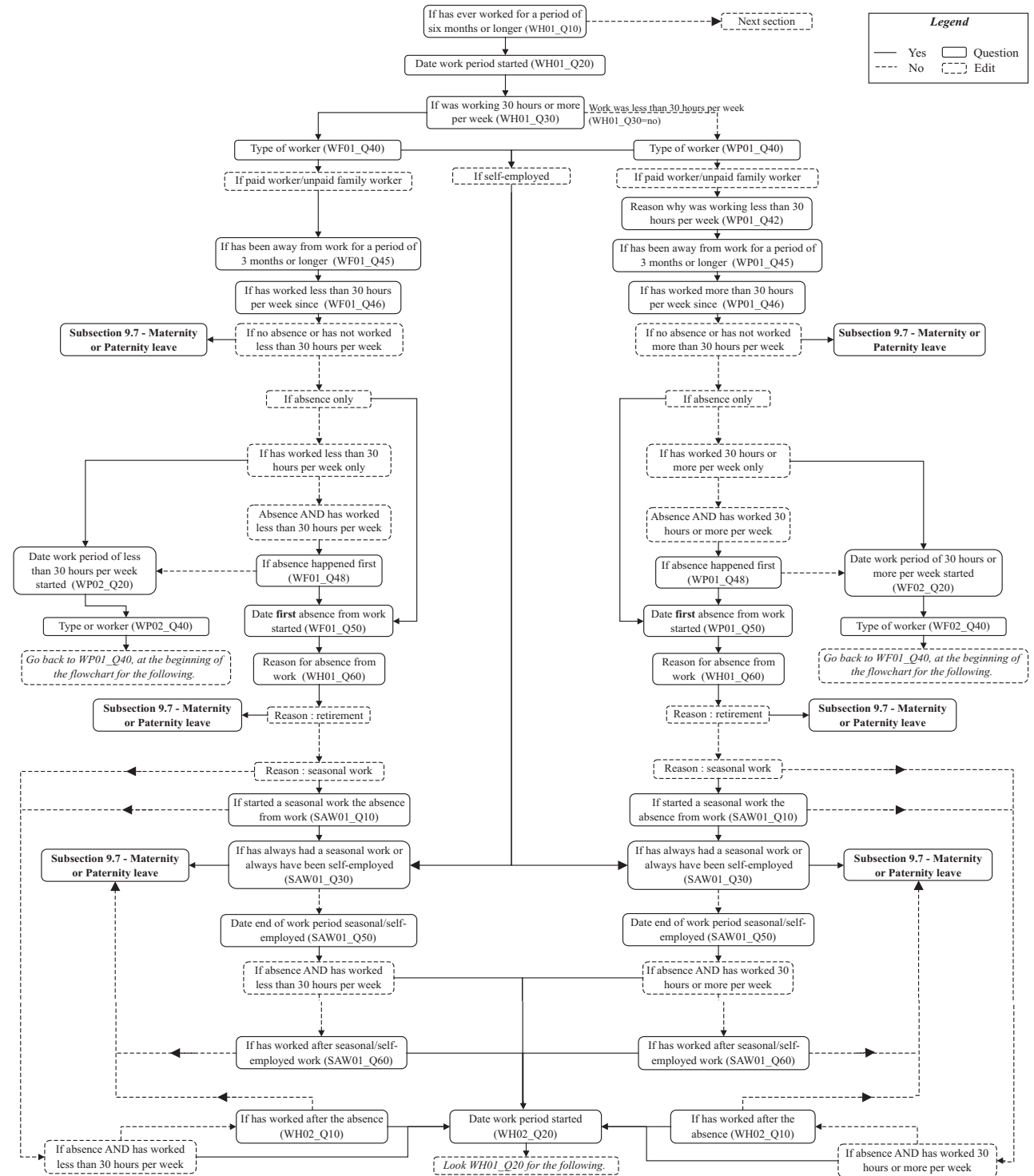


Flowchart of Section 5: Children Child not listed in the household composition matrix [B] and not living in the household [NHH - non household]

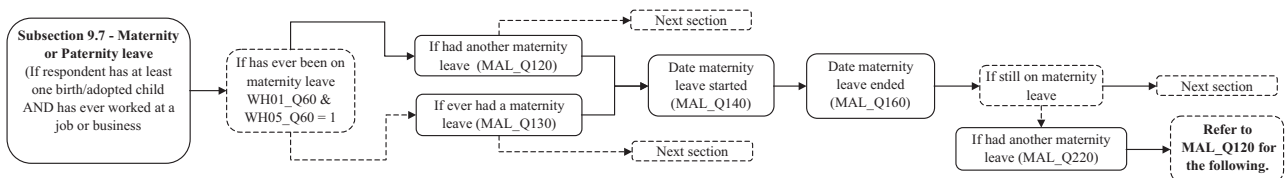


Flow Chart of Section 9: Work History

Flowchart of Section 9: Work History



Subsection 9.7 - Maternity or Paternity leave



Flow Chart of Changes in who raised the respondent before the age of 15

Flow Chart of Changes in who raised the respondent before the age of 15

